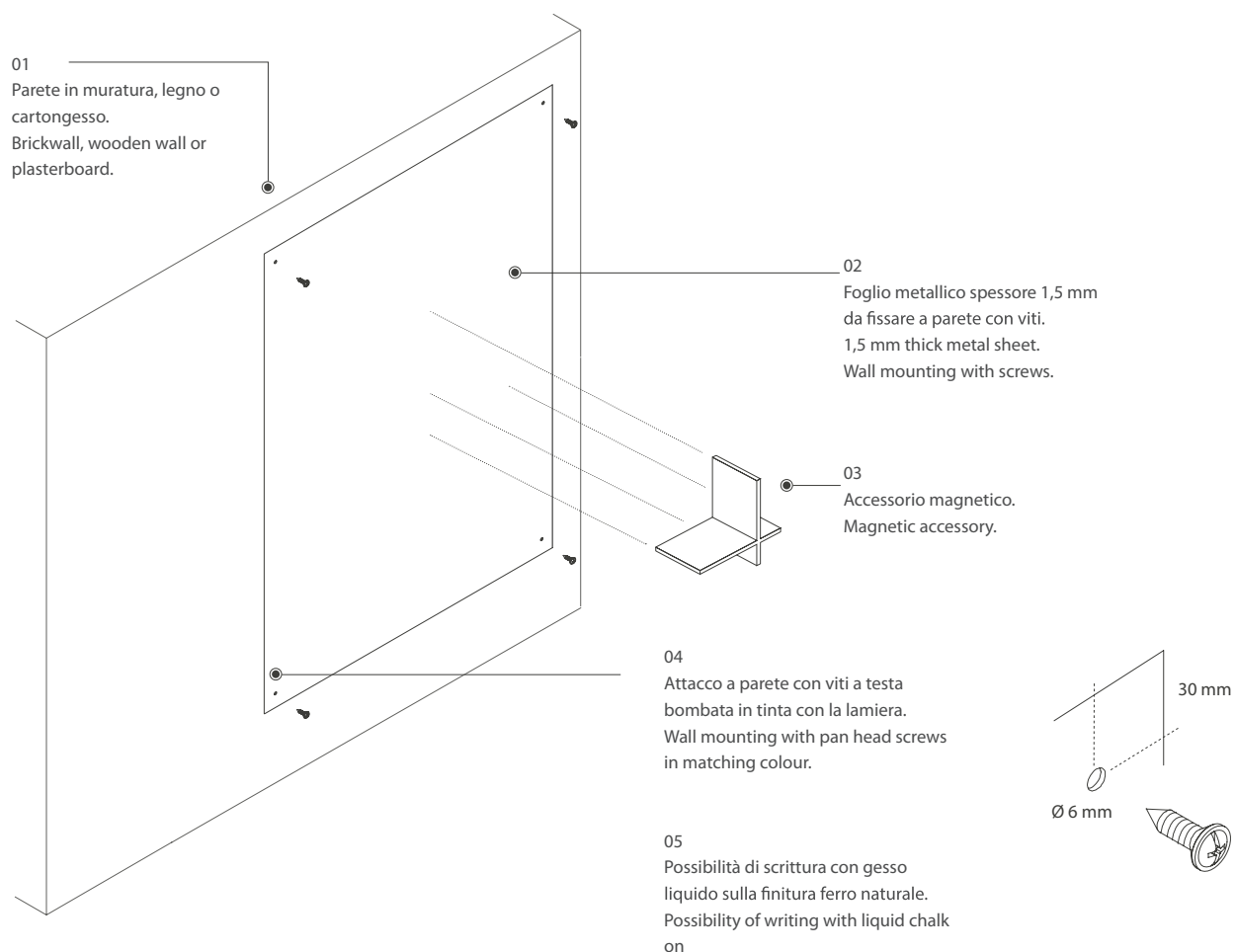


# Pannello



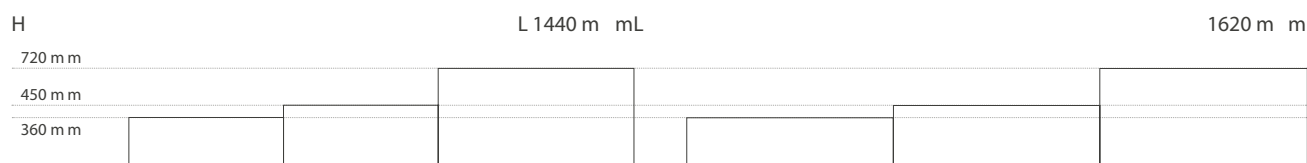
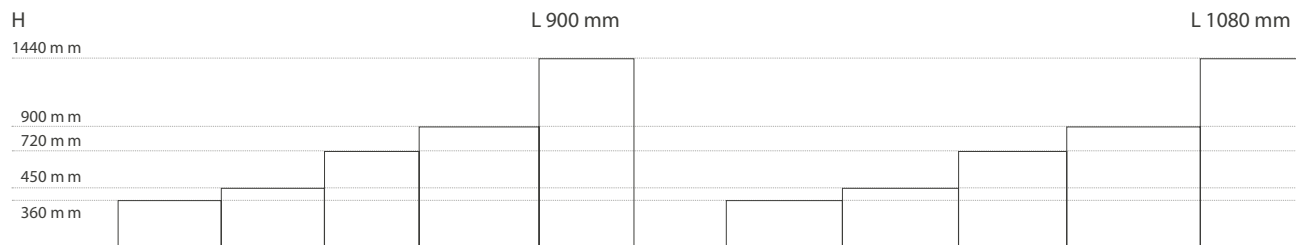
Pannelli di lamiera di ferro con uno spessore di 1,5 mm da fissare a parete con viti. Disponibili con modularità standard o su misura. Pannelli compatibili con tutti gli accessori magnetici. Iron sheet panels (1,5 mm thick) to be mounted to the wall with screws. Available in standard modularity or custom sized. Compatible with all the magnetic accessories.

## Fissaggio boiserie con viti Wall mounted with screws



Modularità Modularity

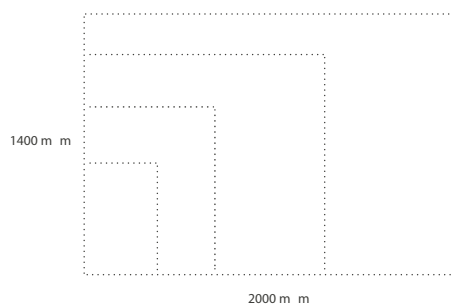
Lamiere standard \_ Standard sized metal sheets  
 Profondità \_ Depth 1,5 mm



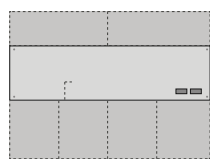
Pannelli su misura Custom panels

Misura massima della lamiera 2000x1400

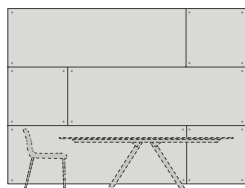
Maximum size for metal sheets 2000x1400



Applicazioni Applications



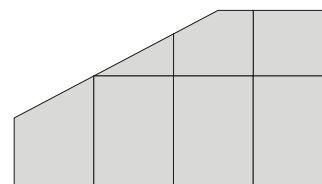
Schienale cucina  
 Kitchen backsplash



Rivestimento parete  
 Wall cladding




Pannelli singoli  
 Single panels



Taglio su misura  
 Tailor shaped

Finiture Finishings

P - Verniciato a polveri




P - Verniciato trasparente



Ferro Naturale  
 Natural Iron

B - Verniciato a liquido



Peltro  
 Pewter

Bronzo  
 Bronze

Rame  
 Copper