



Ezyflow™

Water Sampling Pump

Easy Load Pump Head
Quick Connect Carrier



Ezyflow™ EZ-65-000 Designed For Low Flow Sampling

Ezyflow™ Water Sampling Pump Includes

Ezyflow™ easy load pump head and AC adapter

Key Features


- Small compact design
- Robust and easy to carry case
- Illuminated "ON/OFF" indicator
- Speed control from low to high speeds
- Reversible flow and prime/purge function
- Suitable for various liquids
- Samples from depths of up to 7.9 m (26 ft)
- Supporting various tube material for transferring different liquids
- IP54-rated control panel protects against inclement weather and splashing water
- Easy top plate charging station
- Rechargeable battery — ideal for field applications



Specifications

- Model: Ezyflow™ Water Sampling Pump
- Type: Peristaltic with easy load system
- Flow Range: 0 - 1740 ml/min.
- Max. Speed: 600 RPM
- Variable Speed: Manual control knob
- Pump Head: Quick connect Ezyflow™
- Motor: 12V DC
- Power: 115/230V AC
- Tubing Sizes: 15 & 24
- Drive IP Rating / Weather Proof: IP54
- Dimensions: 17.5" L x 8" W x 8.5" H

Pump Head Assembly

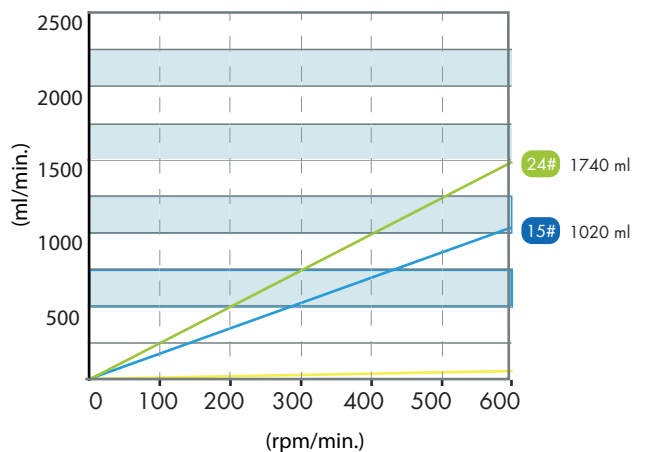



Technical Parameters

Model	Pump Head	Motor	Tube	Flow Range	Max. Speed
EZ-65-000	Ezyflow™	12V DC	15 or 24	0 - 1740 ml/min.	600 RPM

Tube	Tube Material	Tubing Size
EZ-15	Silicone	3/8" O.D. x 3/16" I.D.
EZ-24	Silicone	0.44" O.D. x 1/4" I.D.

Ezyflow™ Pump





**Available to Rent
Try Then Buy**

**Call Us Today
1-888-287-3732**