



WINE CONNOISSEUR™

PERFECT WINE • EVERY TIME



USER GUIDE



BEFORE FIRST USE:

To prevent any internal damage, it is very important to keep unit upright throughout their entire journey. In the event this product malfunctions or customer believes it is defective the customer should contact Customer Service and retain the defective product pending further instructions.

W E L C O M E

We are so excited to bring this revolutionary technology to the world. We recognize that wine is about love, romance, and sharing moments. Now for the first time ever, we are able to bring you these high quality, hand selected, and curated wines from around the world. Our revolutionary system will give you the convenience and easy accessibility you desire, and most importantly save you significant time in the process.

Through our innovation, you can now enjoy a perfect glass of wine, without having to chill, aerate, open multiple bottles, or waste unfinished wine. We believe that this exceptional experience is the future of the single-serve wine and we are excited to bring this unique & sensory experience to you.



R A P H A E L Y A K O B Y
F O U N D E R A N D C E O

SAFETY OVERVIEW

While we know you are eager to use your Wine Connoisseur Sommelier System, please keep the following in mind for safe operation of the system. To reduce the risk of fire, electric shock, and/or injury to persons when using electrical systems, basic safety precautions should always be followed. These include the following:

1. Read all instructions.
2. This system must be properly installed and located in accordance with these instructions prior to use.
3. This system is intended for adults of legal drinking age.
4. This system is not intended for use by children or by persons with reduced physical, sensory, or mental capabilities, or lack of experience and knowledge.
5. Close supervision is necessary when any system is used near children.
6. Children should be supervised to ensure that they do not play with the system.
7. To protect against a risk of electrical shock, do not immerse cord, plug, or base in water or other liquid.
8. Unplug from outlet when not in use and before cleaning or maintenance. To unplug, grasp the plug and pull from the outlet. Never pull from the power cord.
9. Do not operate any system with a damaged cord or plug, or after the system malfunctions or has been dropped or damaged in any manner.
10. Supply cord replacement and repairs must be conducted by the manufacturer, its service agent, or similarly qualified persons in order to avoid a hazard.
11. Contact Customer Service to report any malfunction of or damage to the system.
12. Do not use outdoors.
13. Only use wine glasses that fit under the dispensing area of the system for proper pour.
14. The use of accessory attachments not recommended or sold by the system manufacturer may cause injuries.
15. Do not use if system is broken, chipped, or damaged in any way.
16. Do not place on or near a hot gas or electric burner or in a heated oven.
17. Water reservoir is for water only. Do not fill with any other liquid.
18. Do not overfill the water reservoir with water.
19. Do not lift the sachet door when a drink is being prepared.
20. Do not use system for other than intended use.
21. CAUTION: The system has a sharp cutting mechanism that punctures the wine sachet. To avoid risk of injury, do not put your fingers under the sachet door.
22. Use only with the power supply cord provided with the system.
23. Replacement and repairs must be conducted by the manufacturer, its service agent, or similarly qualified persons in order to avoid a hazard.
24. Only use wine sachets sold or recommended by the system manufacturer.

SAFETY OVERVIEW

GOVERNMENT WARNING

1. ACCORDING TO THE SURGEON GENERAL, WOMEN SHOULD NOT DRINK ALCOHOL BEVERAGES DURING PREGNANCY BECAUSE OF THE RISK OF BIRTH DEFECTS.
2. CONSUMPTION OF ALCOHOLIC BEVERAGES IMPAIRS YOUR ABILITY TO DRIVE A CAR OR OPERATE MACHINERY, AND MAY CAUSE HEALTH PROBLEMS.

The Wine Connoisseur Sommelier System is intended for responsible alcohol consumption. Please make sure to drink responsibly when using the Wine Connoisseur Sommelier System.

The length of the cord used on this system was selected to reduce the hazards of becoming tangled in or tripping over a longer cord. If a longer cord is necessary, an approved extension cord

may be used. The electrical rating of the extension cord must be equal to or greater than the rating of the system. If the system is of the grounding type, the extension cord should be a grounding-type, 3-wire cord. Care must be taken to arrange the extension cord so that it will not drape over the countertop or tabletop where it can be pulled on by children or accidentally tripped over.

If using an extension cord, it should be connected to the unit's power cord before it is plugged into the outlet. In the case of a power failure, the same procedure should be followed.

The Wine Connoisseur Sommelier System is intended for use solely by responsible adults of legal drinking age in their respective country and/or state and/or province. Please use the Wine Connoisseur Sommelier System wisely and responsibly.

WARNING: TO REDUCE THE RISK OF FIRE OR ELECTRIC SHOCK, DO NOT REMOVE THE LID. NO USER SERVICEABLE PARTS INSIDE. REPAIR SHOULD BE DONE BY AUTHORIZED SERVICE PERSONNEL ONLY.

CAUTION: READ INSTRUCTIONS BEFORE USING. DO NOT IMMERSE IN LIQUID.

WINE CONNOISSEUR SOMMELIER SYSTEM
PHONE NUMBER (877) 216-2250
WWW.WCWINE.COM

**HOUSEHOLD AND HOSPITALITY USE
BEVERAGE DISPENSER**

SERIAL NUMBER:
AMCODVXXXXX-XXXX

PROTECTED BY US PATENT NO. D904,817 AND OTHER PATENTS IDENTIFIED AT
WWW.WCWINE.COM FOR OTHER US AND FOREIGN PATENTS PENDING.

© 2018 LNJ GROUP LLC. PATENTS PENDING. MANUFACTURED FOR LNJ GROUP,
LLC, 1188 WILLIS AVE., ALBERTSON NY 11507

DESIGNED AND ENGINEERED IN SILICON VALLEY, CA
ASSEMBLED IN CHINA.



cULus - Certification for Canada



ELECTRICAL
U.S.

TABLE OF CONTENTS

Meeting Your Wine Connoisseur Sommelier System8

Using Your Wine Connoisseur Sommelier System..... 10

Control Panel Overview 11

Wine Sachets..... 12

Caring For Your Wine Connoisseur Sommelier System 14

Troubleshooting..... 15

Limited Warranty..... 16



MEETING YOUR WINE CONNOISSEUR SOMMELIER SYSTEM

Your Wine Connoisseur Sommelier System is designed to bring you a unique experience that aerates your wine to unlock its aromas and flavors while chilling it to its ideal temperature in 2 minutes or less ensuring that you have perfect wine, every time. Your Wine Connoisseur Sommelier System has a footprint of 16" x 16" x 9".

Make sure to register your Wine Connoisseur Sommelier System at wcwine.com/register for news, updates, and special offers fit for a sommelier!





FEATURES:

1. WATER RESERVOIR
2. DISPENSER
3. SACHET DOOR
4. CONTROL PANEL
5. POWER CORD
6. DRIP TRAY
7. CLEAN CUP

USING YOUR WINE CONNOISSEUR SOMMELIER SYSTEM

FIRST TIME USAGE

To utilize your Wine Connoisseur Sommelier System for the first time:

STEP 1: Fill water reservoir to “CLEAN FILL” indicator.

STEP 2: Place empty clean cup on drip tray.

STEP 3: Press and hold the center button for 2 seconds to turn the unit on.



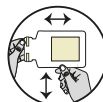
STEP 4: CLEAN button will blink BLUE prompting a CLEAN cycle (Please note if the water reservoir needs water, center button will blink BLUE).

STEP 5: Do CLEAN cycle (HOLD 2 seconds).

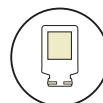
STEP 6: Wine Door automatically opens.

STEP 7: Replace clean cup with wine glass on drip tray.

STEP 8: Gently straighten the sachet including the top area so there are no bends. Do not crease or distort the sachet in any way.



STEP 9: Straighten the top before inserting WC wine sachet top down.



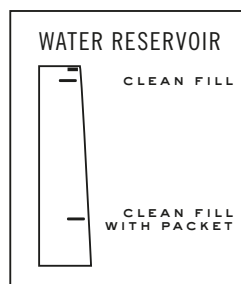
STEP 10: If system is ready, the light ring will glow WHITE.

STEP 11: Press the RED button for RED wine, ring light will turn RED or press the WHITE/ROSÉ button for white or rosé wine, ring light will turn yellow.

STEP 12: The ring light spirals red or yellow to alert that the aeration and cooling process has started.

STEP 13: When the dispense is complete, the wine door will open and a chime will sound.

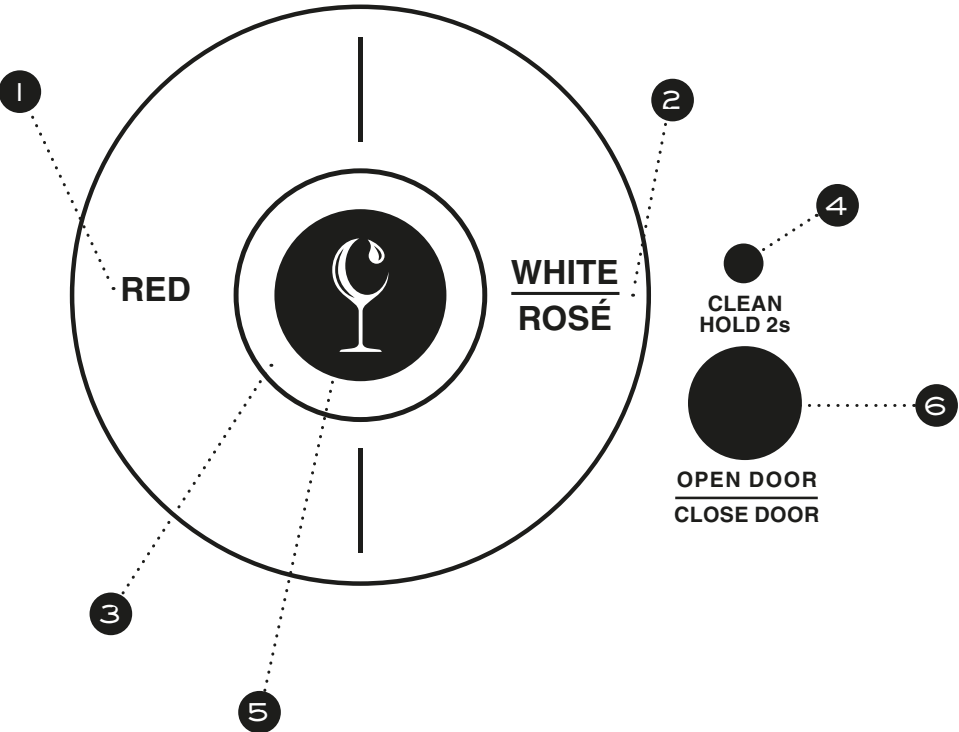
STEP 14: Remove and discard the empty sachet.



NOTE: In the event that the wine sachet does not fully dispense in your glass, please run a CLEAN cycle to remove the remainder of the wine out of the system to avoid overflow.

CONTROL PANEL OVERVIEW

The Control Panel provides the necessary buttons to interface with your Wine Connoisseur Sommelier System and is how you are able to have the perfect glass of wine, every time.



- 1. RED WINE
- 2. WHITE / ROSÉ
- 3. INDICATOR RING
- 4. CLEAN INDICATOR LIGHT
- 5. POWER BUTTON
- 6. CLEAN BUTTON

WINE CONNOISSEUR SACHETS

Wine Connoisseur Sachets are available in many varieties to ensure that no matter your taste, you can enjoy the perfect glass of wine, every time. To maximize the quality of your glass of wine, please ensure that your wine sachets are at room temperature prior to using them.



RED WINE DISPENSE



WHITE WINE DISPENSE



L I M I T E D W A R R A N T Y

This warranty applies to products purchased and used in the U.S. and Canada. This is the only express warranty for this product and is in lieu of any other warranty or condition.

This product is warranted to be free from defects in material and workmanship for a period of one (1) year from the date of original purchase in Canada and one (1) year from the date of original purchase in the U.S. During this period, your exclusive remedy is repair or replacement of this product or any component found to be defective, at our option; however, you are responsible for all costs associated with returning the product to us and our returning a product or component under this warranty to you. If the product or component is no longer available, we will replace with a similar one of equal or greater value.

This warranty does not cover wear from normal use, use not in conformity with the printed directions, or damage to the product resulting from accident, alteration, abuse, or misuse. This warranty extends only to the original consumer purchaser or gift recipient. Keep the original sales receipt, as proof of purchase is required to make a warranty claim. This warranty is void if the product is used for other than single serve wine use or subjected to any voltage and waveform other than as specified on the rating label (e.g., 120 V ~ 60 Hz).

We exclude all claims for special, incidental, and consequential damages caused by breach of express or implied warranty. All liability is limited to the amount of the purchase price. Every implied warranty, including any statutory warranty or condition of merchantability or fitness for a particular purpose, is disclaimed except to the extent prohibited by law, in which case such warranty or condition is limited to the duration of this written warranty. This warranty gives you specific legal rights. You may have other legal rights that vary depending on where you live. Some states or provinces do not allow limitations on implied warranties or special, incidental, or consequential damages, so the foregoing limitations may not apply to you.

To make a warranty claim, do not return this system to the store.
Please visit wcwine.com. For faster service, locate the model, type, and series numbers on your system.

TROUBLESHOOTING

LID WON'T OPEN/CLOSE

1 BEEP/ORANGE BLINK

CAUSES: 1. Please ensure that the path of the lid is free of any obstructions.
2. Restart System.
3. Call Support at 877-216-2250.

SACHET IS NOT BEING OPENED

2 BEEPS/ORANGE BLINKS

CAUSES: 1. Please ensure that sachet is not folded inside and free of creases.
2. Restart System.
3. Call Support at 877-216-2250.

3 BEEPS/ORANGE BLINKS

CAUSES: 1. Restart System.
2. Call Support at 877-216-2250.

WINE NOT SUFFICIENTLY CHILLED

4 BEEPS/ORANGE BLINKS

CAUSES: 1. Please ensure that sachet is not folded inside and free of creases.
2. Restart System.
3. Call Support at 877-216-2250.

WATER RESERVOIR NEEDS TO BE FILLED

2 BEEPS/BLUE BLINKS

CAUSES: 1. Please fill water reservoir to CLEAN FILL Line.

FOR ADDITIONAL ASSISTANCE,
PLEASE CALL OUR SUPPORT TEAM
AT 877-216-2250

L I M I T E D W A R R A N T Y

This warranty applies to products purchased and used in the U.S. and Canada. This is the only express warranty for this product and is in lieu of any other warranty or condition.

This product is warranted to be free from defects in material and workmanship for a period of one (1) year from the date of original purchase in Canada and one (1) year from the date of original purchase in the U.S. During this period, your exclusive remedy is repair or replacement of this product or any component found to be defective, at our option; however, you are responsible for all costs associated with returning the product to us and our returning a product or component under this warranty to you. If the product or component is no longer available, we will replace with a similar one of equal or greater value.

This warranty does not cover glass, filters, wear from normal use, use not in conformity with the printed directions, or damage to the product resulting from accident, alteration, abuse, or misuse. This warranty extends only to the original consumer purchaser or gift recipient. Keep the original sales receipt, as proof of purchase is required to make a warranty claim. This warranty is void if the product is used for other than single-family household use or subjected to any voltage and waveform other than as specified on the rating label (e.g., 120 V ~ 60 Hz).

We exclude all claims for special, incidental, and consequential damages caused by breach of express or implied warranty. All liability is limited to the amount of the purchase price. Every implied warranty, including any statutory warranty or condition of merchantability or fitness for a particular purpose, is disclaimed except to the extent prohibited by law, in which case such warranty or condition is limited to the duration of this written warranty. This warranty gives you specific legal rights. You may have other legal rights that vary depending on where you live. Some states or provinces do not allow limitations on implied warranties or special, incidental, or consequential damages, so the foregoing limitations may not apply to you.

To make a warranty claim, do not return this system to the store.
Please visit wcwine.com. For faster service, locate the model, type, and series numbers on your system.

NOTES

.....

.....

.....

.....

.....

.....

.....

.....

.....

.....

.....

.....

.....

.....

.....

.....

.....

.....

.....

.....

.....



WINE CONNOISSEUR™

PERFECT WINE • EVERY TIME

TO PURCHASE THE WINE CONNOISSEUR SOMMELIER
SYSTEM AND WINE CONNOISSEUR SACHETS, VISIT US AT
www.WCWINE.com OR AT ANY OF OUR SOCIAL MEDIA PAGES.



@WCWINE.USA



@WCWINE.USA



@WCWINE



@WCWINEUSA



(877) 216-2250



www.WCWINE.com