

English

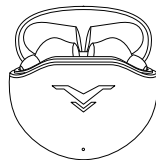


Stage Hero5

True Wireless Earbuds

User Manual

PACKAGE LIST



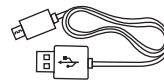
Wireless Earbud*2
Pebble Charging Case*1



Ear Tips * 3 (S/M/L)



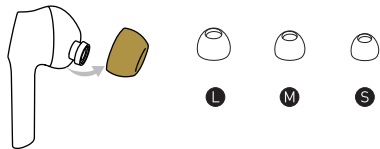
User Manual*1
Quick Start Guide*1



Type-C Charging Cable * 1

IMPORTANT NOTES


- 1 Register your product on www.coolmetech.com to get an EXTRA three-months warranty for free.
- 2 Before using the Stage Hero5 wireless earbuds, please charge both the case and earbuds.
- 3 We provide three pairs of rubber eartips (including the set installed on the earbuds), please choose the best fit for you.



Mono/Share mode: Either wireless earbud can receive sync transmission, share it with your family or friends.

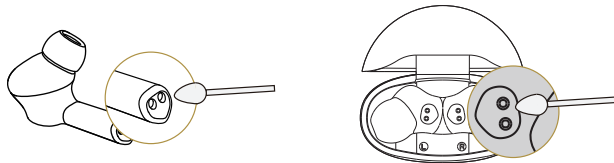
And earbuds burn-in will eliminate the inconsistency of sound on left and right, enhances bass and treble. All you have to do is continuously play music through the earbuds and it's recommended to play for at least 30 minutes.

- 4 There may be dust and wax on the earbuds after months of use, and causes 40% of the issue of inconsistent sound, please clean the mesh cover and the eartips often to keep good sound quality. Please let them air dry after cleaning.

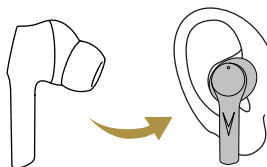


IMPORTANT NOTES

- 5 If the right and left earbud don't sync, please reset the earbuds.
- 6 If the earbuds don't charge, please clean the charging slot on the case and the contact face on the earbuds.



WEARING



Step 1 Put the earbuds into your ear.

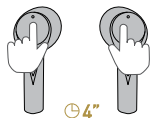


Step 2 Rotating the earbuds to auricle side to fit snugly.

POWER ON



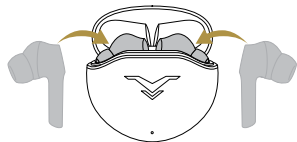
Automatically



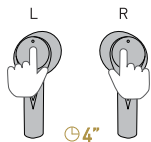
Manually

(Long press and hold for 4 seconds)

POWER OFF



Automatically



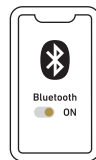
Manually

(Long press and hold for 4 seconds)

- Note:
- 1 When the charging case is at low power or out of power, the earbuds will not automatically power on/off, please power them on/off manually.
 - 2 Earbuds will automatically power off after 10 minutes if your devices are not within the pairing range.

PAIR THE EARBUDS WITH YOUR PHONE

- 1 Power on the earbuds and turn on Bluetooth.

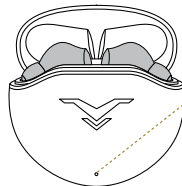


Select "Stage Hero5" and confirm.

- 2 Connect Stage Hero5



BATTERY



- 70%-100%
- 69%-16%
- ≤ 15%

- 1 Check your earbuds battery percentage on your devices.
- 2 You will hear a voice prompt every 4 mins when the earbuds battery is below 16%.

TOUCH CONTROL



Play/Pause



Tap once (R/L)

Next/Previous track



Tap twice (R/L)



Music/Game mode



Tap 4 times (R/L)



Answer a call



Tap once (R/L)

Reject/End a call



Press and hold for 2 seconds (R/L)

Activate Siri/Other voice control software

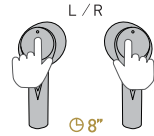
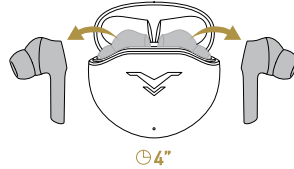


Tap 3 times (R/L)

HOW TO RESET THE EARBUDS

If you can't get the two earbuds sync, please reset the earbuds to solve the issue.

- 1 Take the earbuds out of the charging case, long press both earbuds for 4 seconds to power off, release your fingers.
- 2 Then continue to long press both earbuds and hold for 8 seconds until you hear the voice prompt 'TWS Cleared'.

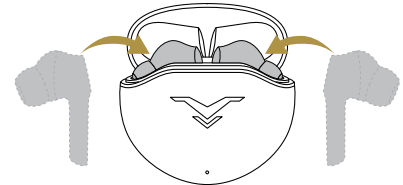


Note: Please do not release your finger when you hear the power-on voice prompt, continue to press until 8 seconds. When you hear 'TWS Cleared', which means reset successfully.

- 3 Turn on Bluetooth and reconnect it to your device.

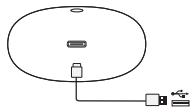
CHARGING

- 1 Charging the Earbuds



CHARGING

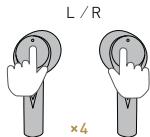
2 Charging the Case



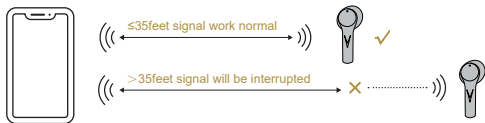
Charge it with USB-C cable (Included)

BASS BOOST/GAME MODE

- 1 Tap 4 times (R/L). With more bass and low latency (<60ms) effect. (Automatically return to music mode after power off).



- 2 It supports a transmission range of 35 feet, signal will be interrupted if over 35 feet. 70 feet (Free space).



FAQ

Q: Is there latency when watching video from laptop or mobile phone?

A: (1) It depends not only on the earbuds, but also the laptop, mobile phone, and the apps. (2) With the latest Bluetooth 5.0 and high sensitivity antenna, the latency is hardly noticed on IOS devices, such as iPhone and iPad. (3) For Android and Windows devices, the latency may be noticed when using some apps, but can hardly be noticed while watching videos on YouTube. You can turn on game mode to minimize the latency.

Q: Why my earbuds don't power on/off automatically?

A: The earbuds would not power off automatically when the case is at low power or out of power. Please recharge the case. And you can long press for four seconds to power on or power off the earbuds.

FAQ

Q: Will the Bluetooth mouse cause the signal interference?

A: Probably, if your Bluetooth mouse and earbuds connect to the same device.

Q: What should I do if the sound only playing from one side?

A: Please try to reset the earbuds.
[See 'How to reset the earbuds']

Q: Will Stage Hero5 earbuds turn off automatically?

A: Yes, earbuds will turn off automatically after 10 minutes if not connected to any device.

FAQ

Q: Why does signal interruption occur in some places, such as along railway, in airport?

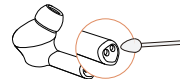
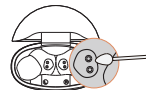
A: There're usually lots of cables underlying in the places mentioned above, so are more likely to produce electromagnetic interference and results in the signal interruption. And if you are using a Bluetooth mouse while connecting the earbuds to your PC, it may have signal interference.
If the earbuds cuts in and out frequently during routine use, you may have a defective item.
Please contact us. We will do our best to respond to all inquiries within 12 hours.

Q: My earbuds don't charge, what can I do?

A: Please try to follow below steps:

1.Clean the charging slot on charging case.

2.Clean the charging connector on earbuds.



SPECIFICATIONS

Bluetooth Version: 5.0

Audio codec: SBC,AAC

Driver size: 13mm

Output power: 7mW

Playing time: Up to 40 hours

Sound channel: Stereo

Impedance: 32Ω

Frequency response: 20Hz to 20KHz

S/N Rate: >80dB(A-Weighted)

Wireless distance: 10m

Earbud weight (each): 4.5g

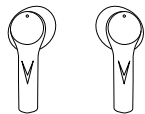
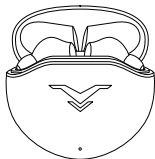
Battery charging time: Earbuds ≤ 1.5 hours

Charging case: 41g

Battery charging time: Charging case ≤ 1.5 hours

Earbuds battery capacity: 45mAh*2

Charging case battery capacity: 500mAh



Thank you for purchasing the coolmetech authentic product

For more latest products, please visit:

www.coolmetech.com

For any assistance, please Email us:

service@coolmetech.com

Made in China



Português

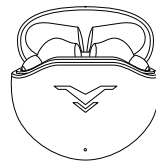


Stage Hero5

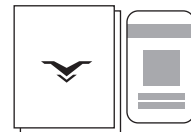
Fones de Ouvido Sem Fio

Manual do Usuário

CONTEÚDO DA CAIXA



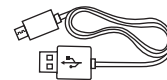
Fone Sem Fio*2
Estojo de Carregamento*1



Manual do Usuário*1
Guia de Início Rápido*1



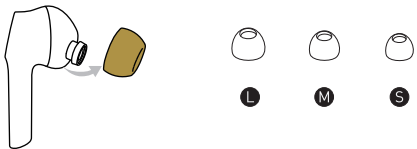
Ponteiras de Silicone* 3 (S/M/L)



Cabo de Carregamento
Tipo-C * 1


NOTAS IMPORTANTES

- 1 Registre o seu produto em www.coolmetech.com para ganhar 3 meses de garantia EXTRA.
- 2 Antes de usar os fones Stage Hero5, carregue o estojo e os fones.
- 3 Nós oferecemos 3 pares de ponteiros de silicone (incluindo o par instalado nos fones), escolha a que melhor se adapta a você.



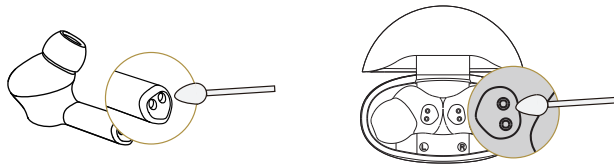
Modo Mono/Estéreo: Ambos os fones de ouvido podem receber transmissão sincronizada. O uso inicial dos fones de ouvido ajudará no equilíbrio sonoro à esquerda e à direita, realçando os graves e os agudos. Tudo o que você precisa fazer é ouvir música continuamente através dos fones de ouvido e é recomendável ouvir por pelo menos 30 minutos.

- 4 Pode haver poeira e cera nos fones após meses de uso e isso pode causar 40% dos problemas de som inconsistente. Limpe a tela da saída de som e as ponteiros de silicone frequentemente, para manter uma boa qualidade de som. Deixe-os secar após a limpeza.

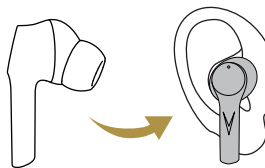


NOTAS IMPORTANTES

- 5 Se os fones esquerdo e direito não sincronizarem, por favor reset os fones.
- 6 Se os fones não carregarem, limpe o slot do estojo de carregamento e a face de contato dos fones.



AJUSTANDO

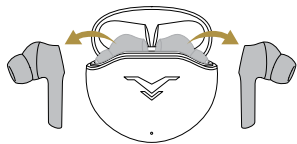


Passo 1 Coloque os fones nos ouvidos.

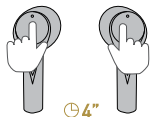


Passo 2 Gire os fones na orelha para encaixá-los confortavelmente.

LIGANDO



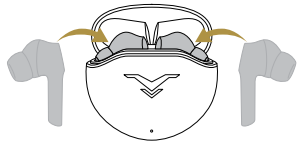
Automaticamente



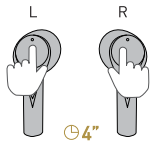
Manualmente

(Pressione por 4 segundos)

DESLIGANDO



Automaticamente



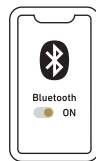
Manualmente

(Pressione por 4 segundos)

- Note: **1** Quando o estojo estiver com pouca ou nenhuma carga os fones não ligaram/desligaram automaticamente. Por favor, desligue-os manualmente.
- 2** Os fones desligarão automaticamente após 10 minutos, caso nenhum dispositivo estiver ao alcance de pareamento.

PAREANDO OS FONES COM O SEU CELULAR

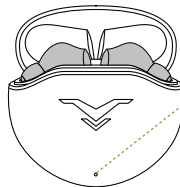
- 1** Ligue os fones e ligue o Bluetooth.
- 2** Conecte o Stage Hero5 o Bluetooth.



Selecione "Stage Hero5" e confirme.



BATERIA



- 70%-100%
- 69%-16%
- ≤ 15%

- 1** Cheque o percentual de bateria dos fones na luz led do estojo.
- 2** Você ouvirá um comando de voz a cada 4 minutos quando a bateria dos fones estiver abaixo de 16%.

CONTROLE DE TOQUE



Play/Pause



Toque 1 vez (R/L)

Faixa Anterior/Posterior



Toque 2 vezes (R/L)



Modo Música/Jogo



Toque 4 vezes (R/L)



Atender uma chamada



Toque 1 vez (R/L)

Rejeitar/Recusar uma chamada



Pressione por 2 segundos (R/L)

Ativar Siri/Outro Assistente de Voz

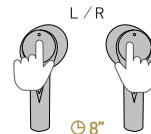
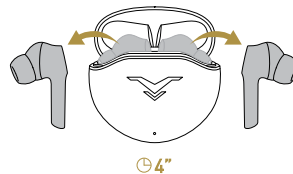


Toque 3 vezes (R/L)

COMO RESETAR OS FONES

Se você não conseguir sincronizar os dois fones, reset os fones para resolver o problema.

- 1 Retire os fones do estojo, pressione ambos os fones por 4 segundos para desligar e solte os botões.
- 2 Então, pressione novamente os fones por 8 segundos até ouvir o comando de voz 'TWS Cleared'.

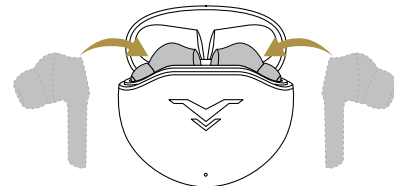


Note: Não retire os dedos dos fones quando ouvir o comando de voz "power-on", continue pressionando por até 8 segundos, então você ouvirá o comando de voz 'TWS Cleared'.

- 3 Ligue o Bluetooth e reconecte os fones no seu dispositivo.

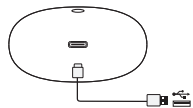
CARREGANDO

- 1 Carregando os fones



CARREGANDO

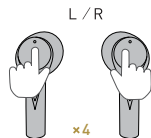
2 Carregando o estojo



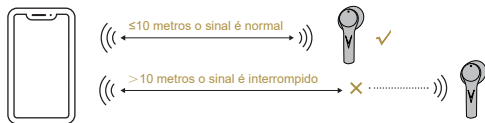
Carregue-o com o cabo USB-C (incluso)

MODO BASS BOOSTED/JOGO

- 1 Toque 4 vezes (R/L) para acionar o efeito de extra graves e baixa latência (<60ms). (Retorna automaticamente para o modo música após desligar os fones).



- 2 Os fones tem um alcance de transmissão de 10 metros. Acima de 10 metros o sinal é interrompido. (Alcança até 20 metros em espaços abertos)



FAQ

Q: Existe latência assistindo vídeos em um notebook ou celular?

A: (1) Isso depende não só dos fones, mas também do notebook, celular e aplicativos.
(2) Com a última versão Bluetooth 5.0 e uma antena de maior sensibilidade, a latência é dificilmente percebida em iPhones e iPads.
(3) Em dispositivos Android e Windows, a latência pode ser percebida no uso de alguns aplicativos, mas dificilmente será percebida enquanto você assisti à vídeos no YouTube. Você pode ligar o Modo Jogo para minimizar a latência.

Q: Porque meus fones de ouvido não ligam/desligam automaticamente?

A: Os fones de ouvido podem não desligar automaticamente quando o estojo estiver com a bateria baixa ou sem bateria. Por favor, recarregue o estojo. E você também pode ligar ou desligar os fones pressionando-os por 4 segundos.

FAQ

Q: Mouses Bluetooth podem causar interferência no sinal?

A: Provavelmente, se o mouse Bluetooth e os fones estiverem conectados no mesmo dispositivo.

Q: Como proceder se só um dos fones estiver com som?

A: Por favor, tente resetar os fones.
[Veja 'Como resetar os fones']

Q: Os fones Stage Hero5 desligam automaticamente?

A: Sim, os fones desligaram automaticamente após 10 minutos se não conectados a nenhum dispositivo.

FAQ

Q: Por que a interrupção do sinal ocorre em alguns lugares, como ao longo do metrô ou aeroporto?

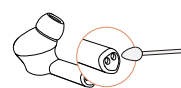
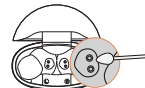
A: Geralmente, há muitos cabos subterrâneos nos lugares mencionados acima. Portanto, são mais propensos a produzir interferência eletromagnética que resulta na interrupção do sinal. Se você estiver usando um Mouse Bluetooth ao conectar os fones ao seu PC, pode haver interferência de sinal. Se os fones falharem e perderem o sinal com frequência, os fones podem estar com defeito. Por favor, entre em contato conosco. Faremos o nosso melhor para responder a todas as perguntas dentro de 12 horas.

Q: Meus fones não carregam, o que posso fazer?

A: Por favor, tente seguir os passos abaixo:

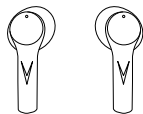
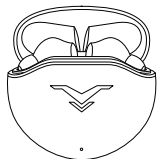
1. Limpe o slot do estojo de carregamento

2. Limpe os conectores dos fones



SPECIFICATIONS

Versão do Bluetooth: 5.0	Codecs de áudio: SBC,AAC
Tamanho do Driver: 13mm	Energia de saída: 7mW
Autonomia: até 40 horas	Canal de som: Stereo
Impedância: 32Ω	Resposta de frequência: 20Hz to 20KHz
Taxa S/N: >80dB(A-Weighted)	Distância de alcance: 10m
Peso dos fones (cada): 4,5g	Tempo de carga: Fones ≤ 1,5 horas
Estojo de carregamento: 41g	Tempo de carga: Estojo ≤ 1.5 hours
Bateria dos fones: 45mAh*2	Bateria do estojo: 500mAh



Obrigado por comprar um produto original da coolmetech

Para produtos mais recentes, visite:

www.coolmetech.com

Para qualquer assistência, entre em contato:

service@coolmetech.com

Made in China



日本語

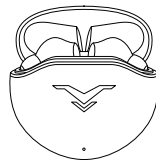


Stage Hero5

ユーザーマニュアル

User Manual

梱包リスト



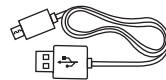
無線イヤホン×2、カプセル
充電ケース。



ユーザーマニュアル×1
クイックガイド×1



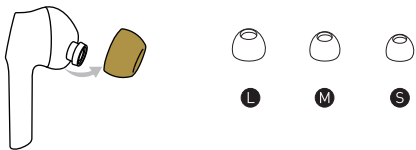
イヤホンカバー



Type-C充電コイル×1


重要な情報

- 1 www.coolmetech.com であなたの商品を登録すれば既に無料で3か月の追加保証が付きます。
- 2 Stage Hero5無線イヤホンをご使用前に充電ケースとイヤホンを充電してください。
- 3 私たちは全部で三つのシリコンイヤホンカバーを提供してあります。
(イヤホンに装着されているイヤホンカバーを含みます)。お耳に似合うシリコンイヤホンカバーを選んでご使用ください。



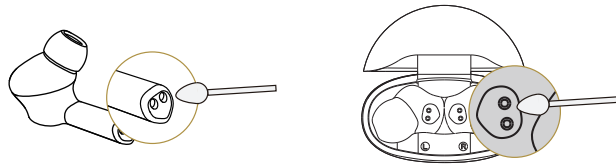
イヤホンを受け取ってから少なくとも30分間音楽を流し続けてイヤホンの低音と高音の効果を高めます。

- 4 何か月ご使用するとイヤホンカバーに汚れとゴミが付着して左右の音声が一致しない場合があります。この場合はイヤホンカバーを外して中のイヤホン網状カバーを掃除して良好な音質を守るようにしてください。ご掃除あとはイヤホンを十分乾燥させてからご使用ください。

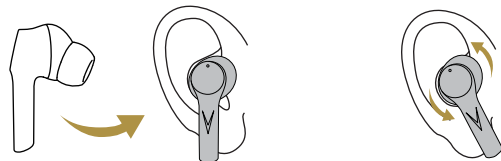


重要な情報

- 5 左右のイヤホンの音が同時できない場合、イヤホンをリセットしてください。
- 6 イヤホンが充電できない場合、充電ケース内の充電コネクタとイヤホン上の充電接点をきれいに掃除してください。



案内



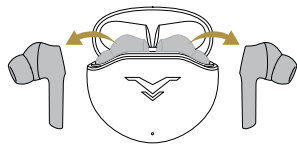
ステップ

- 1 イヤホンを耳に差し込みます。

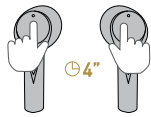
ステップ

- 2 イヤホンを回して耳の周りとしっかり結合させます。

オン

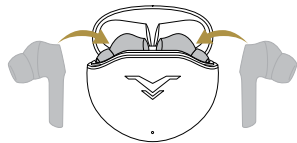


自動、

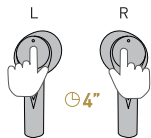


手動
(4秒長押し)

オフ



自動、



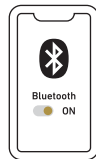
手動
(4秒長押し)

案内

- 1 充電ケースが電気が少ないか電気がない場合、イヤホンが自動的にオン/オフができません。手動でオン/オフしてください。
- 2 あなたの設備がペアリングの範囲内ではない場合、イヤホンが10分後に自動的にオフします。

あなたの設備とイヤホンをペアリングしてください

- 1 イヤホンをオンして設備からペアリングしたいBluetoothをオンします。
- 2 「Stage Hero5」という設備を選択して接続してください。

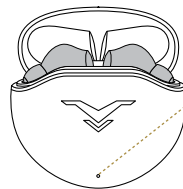


「Stage Hero5」を選択してチャックしてください。



電池

- 70%-100%
- 69%-16%
- ≤ 15%



- 1 あなたの設備からイヤホンの残存電力をチェックすることができます。電気ボックスのライトの色から残存電力が判断できます。
- 2 イヤホンの電力が16%以下になった場合、4分ごとに1回音声案内が聞こえます。

タッチ制御



再生/一時停止



いずれかの側のイヤホンを
1回短触します。

次の曲/前の曲



(R/L) イヤホンを
2回短触します。



音楽/ゲームモード



いずれかの側のイヤホンを
4回短触します。



着信受け



いずれかの側のイヤホンを
1回短触します。

着信を拒む/通話終了



いずれかの側のイヤホンを
2秒長押しします。

Siriまたはほかの音声アシスタントを
アクティブします。

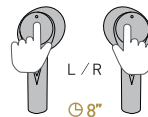
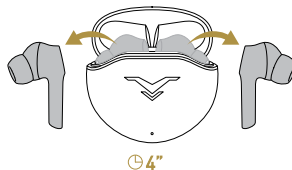


いずれかの側のイヤホンを
3回短触します。

イヤホンリセット方法

左右のイヤホンの音が同時できない場合、イヤホンをリセットしてください。

- 1 充電ケースからイヤホンを取り出して左右のイヤホンを4秒間ずっと押し付けてオフしてからお手を放してください。
- 2 次に左右イヤホンを8秒ずっと長押しします。「TWS Cleared」という音声案内が聞こえるまで。

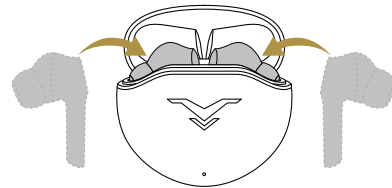


注意：Power onという音声案内が聞こえたとき手を離さないでずっと押し付けてください。「TWS Cleared」という音声案内が聞こえるまでこれでリセット終わります。

- 3 「あなたの設備とイヤホンをペアリングしてください」のやり型通り操作すればいいです。

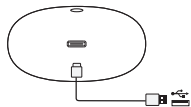
充電

- 1 イヤホン充電



充電

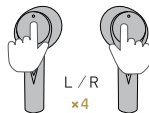
- ② 充電ケースを充電します。



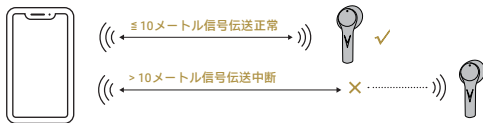
USB-C充電ケーブルを使って充電ケースに充電します。(付属します)

低音強化/ゲームモード

- ① イヤホンのいずれかの一侧を4回軽くタッチしてゲームモードをオンします。ゲームモードは豊かな低音効果と超低遅延 (< 60ms) のゲーム体験をもたらします。(オフ後自動的に音楽モードに戻ります)。



- ② Stage Hero5イヤホンは10メートルの信号伝送範囲をサポートしています。10メートル範囲を超える場合信号が消えてしまう可能性があります。



問答

質問：ノートパソコンや携帯電話を使って映像を見るときは遅延がありますか？

答え：(1) 遅延の高低はイヤホンだけではなく、ノートパソコン、携帯電話のBluetoothチップとアンテナ設計にも依存します。
(2) Stage Hero5は最新のBluetooth 5.0のチップと高感度アンテナを備えています。ですのでIOS、AndroidとWindows設備でご使用の場合遅延はほとんどありません。
(3) Youtube映像を見るときゲームモードをオンして最大限に視聴体験を高められます。

質問：どうして私のイヤホンが自動的にオンオフできませんか？

答え：イヤホンまたは充電ケースの電力が低い場合、イヤホンが自動的にオンオフできません。イヤホンを充電ケースに入れて充電してください。充電ケースに電力量が十分あるか確認してください。

問答

質問：Bluetoothマウスは信号に妨害ありますか？

答え：ご使用のBluetoothマウスとイヤホンが同じ設備に接続してある場合信号に妨害が起きる可能性もあります。

質問：イヤホンの片側だけが音声が出ていますがどうしたらいいですか？

答え：イヤホンのリセットしてみてください。
「イヤホンリセット方法」をご覧ください。

質問：Stage Hero5イヤホンは自動的にオフしますか？

答え：そうです。もしどの設備にも接続してない場合イヤホンが10分後自動的にオフします。

問答

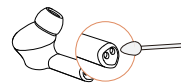
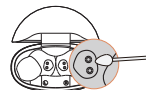
質問：どうしてある時は信号中断しますか？
例えば鉄道沿線、空港などの場所で。

答え：以上のところはふつうケーブルがたくさん敷かれていますので電磁妨害が発生しやすくイヤホン信号が中断になる場合もあります。ほかの場所でもイヤホンご使用中頻繁に信号中断する場合こちらへご連絡してください。私たちはできるだけ12時間以内にすべてのメールに対して返信するように全力尽くします。

質問：イヤホンが充電できませんがどうしますか？

答え：以下のステップによって操作してみてください。

- 1.充電ケース内の充電
- 2.イヤホン上の充電接点を
コネクタを掃除してみてください。きれいに掃除してみてください。



製品バラメータ

Bluetoothバージョン : 5.0

オーディオコーデック : SBC, AAC

スピーカーの口径: 13mm

輸出電力: 7mW

再生時間 : 40時間

チャンネル : ステレオチャンネル

インピーダンス : 32Ω

周波数応答 : 20Hz to 20KHz

信号対雑音比: >80dB(A-Weighted)

無線距離: 10m

イヤホン重量 (各) : 4.5g


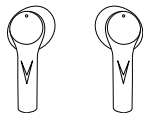
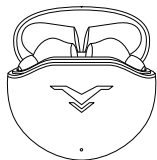
充電時間 : イヤホン≤1.5時間

充電ケース重量: 41g

充電時間 : 充電ケース≤1.5時間

イヤホン電池容量: 45mAh*2

充電ケース電池容量: 500mAh



Coolme正規品をご購入いただきありがとうございます。

もっと多い新品については下記のURLにアクセスしてください。

www.coolmetech.com

なんかも手伝ってもらおうことがありましたら私たちにメール送ってください。

service@coolmetech.com

Made in China

