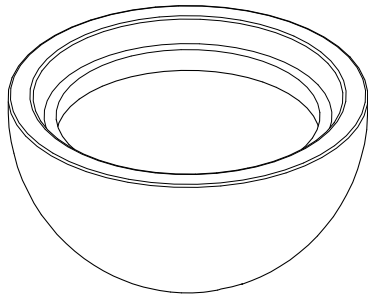
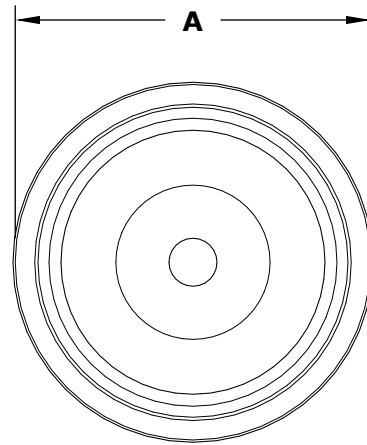


# LUNA PLANTER BOWL

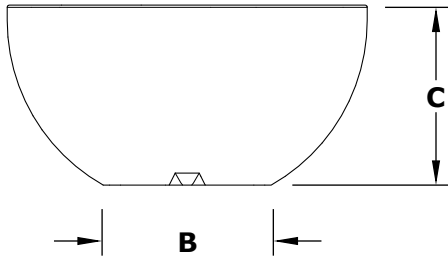
GFRC CONCRETE



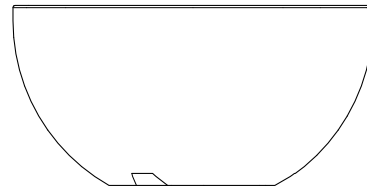
ISOMETRIC VIEW



TOP VIEW



RIGHT SIDE VIEW



FRONT SIDE VIEW

PART NUMBER	A	B	C
OPT-LUNPO30	30"	14"	15"
OPT-LUNPO38	38"	20"	16"

Bowl Material: GFRC Concrete

