

**SAFER
WITH
FABER.**



A VISION OF GLOBAL REACH.

FABER has a lot in common with air ... both are present all over the world.

Air has always been our chosen material. Now the world is our home. So it's only natural we should want to improve them both. Installing a kitchen hood is an easy way to improve the air in your home, of course, but only thanks to Faber. After all, we invented the kitchen hood, and we are making them better every day to provide our customers with the ultimate performance, quality and comfort.

Aspiring to a better world through leadership. Everywhere, every day.

FRANKE FABER INDIA PRIVATE LIMITED. India's No. 1 Large Kitchen Appliances Company.

With Swiss (FRANKE) and Italian (FABER) parentage, FRANKE FABER India Pvt. Limited is a part of the 2.5 billion USD FRANKE Artemis Group. Completing 25 years with its India headquarters in Pune, Maharashtra. It is now India's number 1 Kitchen Appliances Company. A host of Kitchen Essentials such as Hoods/Chimney, Built-in Hobs, Hob-Cooktop Hybrids, Cooktops, Built-in ovens, Built-in MWOs, Cooking Ranges, Dishwashers, Induction Cooktops, Water Purifiers, Water Geysers and other small appliances are brought to you by the group, and FRANKE FABER India Private Limited is on its way to reinvent the luxury kitchen space in the country.

INVESTING IN THE WORLD

Always growing, to serve more people.

THINKING LONG TERM

All-round competence: automation, robotics, IT, total quality.

INNOVATING CONTINUOUSLY

Engineering research, advanced solutions, living benefits.

DESIGNING THE FUTURE

Ergonomics, design, functionality, comfort, style and wellbeing for the home.

HEADQUARTER

Fabriano (AN) -ITALIA

COMMERCIAL OFFICE

Hudson -U.S.A.

Chambly -FRANCIA

Istanbul -TURCHIA

Mosca -RUSSIA

Pune -INDIA

PRODUCTION PLANT

Sassoferrato -ITALIA

Manisa -TURCHIA

Villedieu-les-Poelles -FRANCIA Byske -SVEZIA

Kaluga -RUSSIA

Pune -INDIA

San Luis -ARGENTINA

San Luis Potosi -MESSICO

THE UTOPIA PRO RANGE

LOOKS GREAT, COOKS BETTER!



Dual Flame Burners

- High Performance 4 KW Burner with Dual Functionality
- Lower Single Flame of 1.7 KW provides versatility in product usage
- In-Built Auto Ignition with AC 230V Power Supply

Auto Burner Shut off
for Superior Safety

Cast Iron
Pan Support

Auto
Ignition

Special Grid Design for
Higher Burner Efficiency



UTOPIA PRO HOB COOKTOP HYBRIDS



UTOPIA PRO HT 905 BR CI

Width (mm): 90 cm
Finish: 8mm Black Tempered Glass
Pan Support: Cast Iron
Burners: 1 x 4Kw Triple Ring Dual Flame
+ 2 x 3Kw Mini Triple Ring + 2 x 1.7 Kw
Double Ring with Black Enamel Coating
Knob: Premium Metal Knobs with Golden Inserts
Product Dimensions: 900 x 525 x 130 WxDxH (mm)
Cut-out Dimensions: 825 x 475 x WxD (mm)



UTOPIA PRO HT 804 BR CI

Width (mm): 80 cm
Finish: 8mm Black Tempered Glass
Pan Support: Cast Iron
Burners: 1 x 4Kw Triple Ring Dual Flame
+ 1 x 3Kw Mini Triple Ring + 2 x 1.7 Kw
Double Ring with Black Enamel Coating
Knob: Premium Metal Knobs with Golden Inserts
Product Dimensions: 800 x 525 x 130 WxDxH (mm)
Cut-out Dimensions: 685 x 475 WxD (mm)



UTOPIA PRO HT 903 BR CI

Width (mm): 90 cm
Finish: 8mm Black Tempered Glass
Pan Support: Cast Iron
Burners: 1 x 4Kw Triple Ring Dual Flame
+ 1 x 3Kw Mini Triple Ring + 1 x 1.7 Kw
Double Ring with Black Enamel Coating
Knob: Premium Metal Knobs with Golden Inserts
Product Dimensions: 900 x 525 x 130 WxDxH (mm)
Cut-out Dimensions: 825 x 475 x WxD (mm)



UTOPIA PRO HT 783 BR CI

Width (mm): 78 cm
Finish: 8mm Black Tempered Glass
Pan Support: Cast Iron
Burners: 1 x 4Kw Triple Ring Dual Flame
+ 1 x 3Kw Mini Triple Ring + 1 x 1.7 Kw
Double Ring with Black Enamel Coating
Knob: Premium Metal Knobs with Golden Inserts
Product Dimensions: 780 x 525 x 130 WxDxH (mm)
Cut-out Dimensions: 685 x 475 WXD (mm)



UTOPIA PRO HT 604 BR CI

Width (mm): 60 cm
Finish: 8mm Black Tempered Glass
Pan Support: Cast Iron
Burners: 1 x 4Kw Triple Ring Dual Flame
+ 1 x 3Kw Mini Triple Ring + 2 x 1.7 Kw
Double Ring with Black Enamel Coating
Knob: Premium Metal Knobs with Golden Inserts
Product Dimensions: 600 x 525 x 130 WxDxH (mm)
Cut-out Dimensions: 555 x 475 x WxD (mm)



UTOPIA PRO HT 603 BR CI

Width (mm): 60 cm
Finish: 8mm Black Tempered Glass
Pan Support: Cast Iron
Burners: 1 x 4Kw Triple Ring Dual Flame
+ 1 x 3Kw Mini Triple Ring + 1 x 1.7 Kw
Double Ring with Black Enamel Coating
Knob: Premium Metal Knobs with Golden Inserts
Product Dimensions: 600 x 525 x 130 WxDxH (mm)
Cut-out Dimensions: 555 x 475 WxD (mm)



UTOPIA PRO HT 704 BR CI

Width (mm): 70 cm
Finish: 8mm Black Tempered Glass
Pan Support: Cast Iron
Burners: 1 x 4Kw Triple Ring Dual Flame
+ 1 x 3Kw Mini Triple Ring + 2 x 1.7 Kw
Double Ring with Black Enamel Coating
Knob: Premium Metal Knobs with Golden Inserts
Product Dimensions: 700 x 525 x 130 WxDxH (mm)
Cut-out Dimensions: 555 x 445 WXD (mm)



ULTIMA RANGE

INDIA'S ONLY HOB COOKTOP WITH TRIPLE RING FLAME IN ALL BURNERS

ULTIMATE BURNER PERFORMANCE



DIRECT FLAME TECHNOLOGY

- High Performance 3KW and 2.0 KW Burner combination
- Black Enameled Burners for superior Aesthetic looks



- Flame Failure Device
- Evenly Cooking
- Auto Ignition
- Cast Iron Pan Supports

ULTIMA HOB COOKTOP HYBRIDS



ULTIMA PLUS HT 904 CRS BR CI AI

Width (mm): 90 cm
 Ignition: In-Built Auto Ignition
 Pan Support: Cast Iron
 Burners: 2 x 3Kw Triple Ring Flame +
 2 x 2Kw Triple Ring with
 Black Enamel Coating
 Knob: Premium Metal Knobs
 Ignition: In-Built Auto Electric with 1.5V DC Battery
 Safety Device: FFD (Flame Failure Device)
 Product Dimensions: 900 x 525 x 145 WxDxH (mm)
 Cut-out Dimensions: 825 x 475 WxD (mm)



ULTIMA HT 904 CRS BR CI AI

Width (mm): 90 cm
 Ignition: In-Built Auto Ignition
 Pan Support: Cast Iron
 Burners: 2 x 3Kw Triple Ring Flame +
 2 x 2Kw Triple Ring with
 Black Enamel Coating
 Knob: Premium Metal Knobs
 Ignition: In-Built Auto Electric with 1.5V DC Battery
 Product Dimensions: 900 x 525 x 145 WxDxH (mm)
 Cut-out Dimensions: 825 x 475 WxD (mm)



ULTIMA PLUS HT 783 CRS BR CI AI

Width (mm): 80 cm
 Ignition: In-Built Auto Ignition
 Pan Support: Cast Iron
 Burners: 2 x 3Kw Triple Ring Flame +
 1 x 2Kw Triple Ring with
 Black Enamel Coating
 Knob: Premium Metal Knobs
 Ignition: In-Built Auto Electric with 1.5V DC Battery
 Safety Device: FFD (Flame Failure Device)
 Product Dimensions: 800 x 525 x 130 WxDxH (mm)
 Cut-out Dimensions: 685 x 475 WxD (mm)



ULTIMA HT 724 CRS BR CI AI

Width (mm): 72 cm
 Ignition: In-Built Auto Ignition
 Pan Support: Cast Iron
 Burners: 2 x 3Kw Triple Ring Flame +
 2 x 2Kw Triple Ring with
 Black Enamel Coating
 Knob: Premium Metal Knobs
 Ignition: In-Built Auto Electric with 1.5V DC Battery
 Product Dimensions: 720 x 525 x 145 WxDxH (mm)
 Cut-out Dimensions: 675 x 475 WxD (mm)



ULTIMA HT 723 CRS BR CI AI

Width (mm): 72 cm
 Ignition: In-Built Auto Ignition
 Pan Support: Cast Iron
 Burners: 1 x 3Kw Triple Ring Flame +
 2 x 2Kw Triple Ring with
 Black Enamel Coating
 Knob: Premium Metal Knobs
 Ignition: In-Built Auto Electric with 1.5V DC Battery
 Product Dimensions: 720 x 525 x 145 WxDxH (mm)
 Cut-out Dimensions: 675 x 475 WxD (mm)



NEXUS IND RANGE



3D FLAME TECHNOLOGY

- High Performance 3KW Triple Ring Burner
- Faster and evenly cooking



Flame Failure Device | Full Brass Burner | Cast Iron Pan Support | Auto Ignition | Special Grid Design for Higher Burner Efficiency

NEXUS HOB COOKTOP HYBRIDS



NEXUS IND HT 905 CRS BR CI AI

Width (mm): 90 cm
 Finish: Black Tempered Glass
 Pan Support: Cast Iron
 Knob: Premium Metallic
 Burners: 3 x 3Kw Triple Ring + 2 x 1.7Kw Lotus Double Ring Brass Burner with Black Enamel Coating
 Ignition: In-Built Auto Ignition with 1.5V DC Battery
 Product Dimensions: 900 x 525 x 130 WxDxH (mm)
 Cut-out Dimensions: 825 x 475 WxD (mm)



NEXUS STAR IND HT 904 CRS BR CI AI

Width (mm): 90 cm
 Finish: Black Tempered Glass
 Pan Support: Cast Iron
 Knob: Premium Metallic
 Burners: 2 x 3Kw Triple Ring + 2 x 1.7Kw Lotus Double Ring Brass Burner with Black Enamel Coating
 Ignition: In-Built Auto Ignition with 1.5V DC Battery
 Safety Device: FFD (Flame Failure Device)
 Product Dimensions: 900 x 525 x 130 WxDxH (mm)
 Cut-out Dimensions: 825 x 475 WxD (mm)



NEXUS IND HT 904 CRS BR CI AI

Width (mm): 90 cm
 Finish: Black Tempered Glass
 Pan Support: Cast Iron
 Knob: Premium Metallic
 Burners: 2 x 3Kw Triple Ring + 2 x 1.7Kw Lotus Double Ring Brass Burner with Black Enamel Coating
 Ignition: In-Built Auto Ignition with 1.5V DC Battery
 Product Dimensions: 900 x 525 x 130 WxDxH (mm)
 Cut-out Dimensions: 825 x 475 WxD (mm)



NEXUS IND HT 803 CRS BR CI AI

Width (mm): 80 cm
 Finish: Black Tempered Glass
 Pan Support: Cast Iron
 Knob: Premium Metallic
 Burners: 2 x 3Kw Triple Ring + 1 x 1.7Kw Lotus Double Ring Brass Burner with Black Enamel Coating
 Ignition: In-Built Auto Ignition with 1.5V DC Battery
 Safety Device: FFD (Flame Failure Device)
 Product Dimensions: 800 x 380 x 145 WxDxH (mm)
 Cut-out Dimensions: 705 x 325 WxD (mm)



NEXUS STAR IND HT 783 CRS BR CI AI

Width (mm): 78 cm
 Finish: Black Tempered Glass
 Pan Support: Cast Iron
 Knob: Premium Metallic
 Burners: 1 x 3Kw Triple Ring + 2 x 1.7Kw Lotus Double Ring Brass Burner with Black Enamel Coating
 Ignition: In-Built Auto Ignition with 1.5V DC Battery
 Safety Device: FFD (Flame Failure Device)
 Product Dimensions: 780 x 525 x 130 WxDxH (mm)
 Cut-out Dimensions: 705 x 475 WxD (mm)



NEXUS IND HT 783 CRS BR CI AI

Width (mm): 78 cm
 Finish: Black Tempered Glass
 Pan Support: Cast Iron
 Knob: Premium Metallic
 Burners: 1 x 3Kw Triple Ring + 2 x 1.7Kw Lotus Double Ring Brass Burner with Black Enamel Coating
 Ignition: In-Built Auto Ignition with 1.5V DC Battery
 Product Dimensions: 780 x 525 x 130 WxDxH (mm)
 Cut-out Dimensions: 705 x 475 W(mm)



NEXUS HOB COOKTOP HYBRIDS



NEXUS IND HT 784 CRS BR CI AI

Width (mm): 78 cm
 Finish: Black Tempered Glass
 Pan Support: Cast Iron
 Knob: Premium Metallic
 Burners: 2 x 3Kw Triple Ring + 2 x 1.7Kw Lotus Double Ring Brass Burner with Black Enamel Coating
 Ignition: In-Built Auto Ignition with 1.5V DC Battery
 Product Dimensions: 780 x 525 x 130 WxDxH (mm)
 Cut-out Dimensions: 685 x 475 WxD (mm)



NEXUS STAR IND HT 654 CRS BR CI AI

Width (mm): 60 cm
 Finish: Black Tempered Glass
 Pan Support: Cast Iron
 Knob: Premium Metallic
 Burners: 2 x 3Kw Triple Ring + 2 x 1.7Kw Lotus Double Ring Brass Burner with Black Enamel Coating
 Ignition: In-Built Auto Ignition with 1.5V DC Battery
 Safety Device: FFD (Flame Failure Device)
 Product Dimensions: 650 x 525 x 130 WxDxH (mm)
 Cut-out Dimensions: 595 x 470 WxD (mm)



NEXUS IND HT 604 CRS BR CI AI

Width (mm): 60 cm
 Finish: Black Tempered Glass
 Pan Support: Cast Iron
 Knob: Premium Metallic
 Burners: 2 x 3Kw Triple Ring + 2 x 1.7Kw Lotus Double Ring Brass Burner with Black Enamel Coating
 Ignition: In-Built Auto Ignition with 1.5V DC Battery
 Product Dimensions: 600 x 525 x 130 WxDxH (mm)
 Cut-out Dimensions: 555 x 475 WxD (mm)



NEXUS HT 603 CRS BR CI AI

Width (mm): 60 cm
 Finish: Black Tempered Glass
 Pan Support: Cast Iron
 Knob: Premium Metallic
 Burners: 1 x 3Kw Triple Ring + 2 x 1.7Kw Lotus Double Ring Brass Burner with Black Enamel Coating
 Ignition: In-Built Auto Ignition with 1.5V DC Battery
 Product Dimensions: 600 x 525 x 130 WxDxH (mm)
 Cut-out Dimensions: 555 x 475 WxD (mm)



IMPERIA HOB COOKTOP HYBRIDS

Safety:
FFD : Flame Failure Device is a safety feature which automatically cuts off the gas supply if the flame goes out stopping any gas flow.



TRIPLE & DUAL RING BURNER

- High Performance 3KW and 1.7 KW Burner combination
- Black Enameled Burners for superior Aesthetic looks

Flame Failure Device | Premium Metal Knobs with Black Insets | Auto Ignition | Heavy Duty Cast Iron Pan Supports

IMPERIA HOB COOKTOP HYBRIDS



IMPERIA 905 BRB CI BK

Width (mm): 90 cm
Finish: Black Tempered Glass
Pan Support: Cast Iron
Knob: Premium Metallic with Black Inserts
Burners: 3 x 3Kw Triple Ring Flame + 2 x 1.7Kw Double Ring with Black Enamel Coating
Ignition: In-Built Auto Ignition with 1.5V DC Battery
Product Dimensions: 900 x 525 x 130 WxDxH (mm)
Cut-out Dimensions: 825 x 475 WxD (mm)



IMPERIA PLUS 784 BRB CI BK

Width (mm): 78 cm
Finish: Black Tempered Glass
Pan Support: Cast Iron
Knob: Premium Metallic with Black Inserts
Safety Device: FFD (Flame Failure Device)
Burners: 2 x 3Kw Triple Ring Flame + 2 x 1.7Kw Double Ring with Black Enamel Coating
Ignition: In-Built Auto Ignition with AC 230V Power Supply
Product Dimensions: 780 x 525 x 130 WxDxH (mm)
Cut-out Dimensions: 685 x 475 WxD (mm)



IMPERIA 784 BRB CI BK

Width (mm): 78 cm
Finish: Black Tempered Glass
Pan Support: Cast Iron
Knob: Premium Metallic with Black Inserts
Burners: 2 x 3Kw Triple Ring Flame + 2 x 1.7Kw Double Ring with Black Enamel Coating
Ignition: In-Built Auto Ignition with 1.5V DC Battery
Product Dimensions: 780 x 525 x 130 WxDxH (mm)
Cut-out Dimensions: 685 x 475 WxD (mm)



IMPERIA PLUS 783 BRB CI BK

Width (mm): 78 cm
Finish: Black Tempered Glass
Pan Support: Cast Iron
Knob: Premium Metallic with Black Inserts
Safety Device: FFD (Flame Failure Device)
Burners: 1 x 3Kw Triple Ring Flame + 2 x 1.7Kw Double Ring with Black Enamel Coating
Ignition: In-Built Auto Ignition with AC 230V Power Supply
Product Dimensions: 780 x 525 x 130 WxDxH (mm)
Cut-out Dimensions: 685 x 475 WxD (mm)



IMPERIA 783 BRB CI BK

Width (mm): 78 cm
Finish: Black Tempered Glass
Pan Support: Cast Iron
Knob: Premium Metallic with Black Inserts
Burners: 1 x 3Kw Triple Ring Flame + 2 x 1.7Kw Double Ring with Black Enamel Coating
Ignition: In-Built Auto Ignition with 1.5V DC Battery
Product Dimensions: 780 x 525 x 130 WxDxH (mm)
Cut-out Dimensions: 685 x 475 WxD (mm)



IMPERIA PLUS 604 BRB CI BK

Width (mm): 60 cm
Finish: Black Tempered Glass
Pan Support: Cast Iron
Knob: Premium Metallic with Black Inserts
Safety Device: FFD (Flame Failure Device)
Burners: 2 x 3Kw Triple Ring Flame + 2 x 1.7Kw Double Ring with Black Enamel Coating
Ignition: In-Built Auto Ignition with AC 230V Power Supply
Product Dimensions: 600 x 525 x 130 WxDxH (mm)
Cut-out Dimensions: 555 x 475 WxD (mm)





IMPERIA 604 BRB CI BK

Width (mm): 60 cm
 Finish: Black Tempered Glass
 Pan Support: Cast Iron
 Knob: Premium Metallic with Black Inserts
 Burners: 2 x 3Kw Triple Ring Flame + 2 x 1.7Kw Double Ring with Black Enamel Coating
 Ignition: In-Built Auto Ignition with 1.5V DC Battery
 Product Dimensions: 600 x 525 x 130 WxDxH (mm)
 Cut-out Dimensions: 555 x 475 WxD (mm)



IMPERIA 603 BRB CI BK

Width (mm): 60 cm
 Finish: Black Tempered Glass
 Pan Support: Cast Iron
 Knob: Premium Metallic with Black Inserts
 Burners: 1 x 3Kw Triple Ring Flame + 2 x 1.7Kw Double Ring with Black Enamel Coating
 Ignition: In-Built Auto Ignition with 1.5V DC Battery
 Product Dimensions: 600 x 525 x 130 WxDxH (mm)
 Cut-out Dimensions: 555 x 475 WxD (mm)



PRESENTING

SUPERIA RANGE OF BUILT-IN HOBS

EFFICIENT

- Heat Chamber Grid Design

ELEGANT

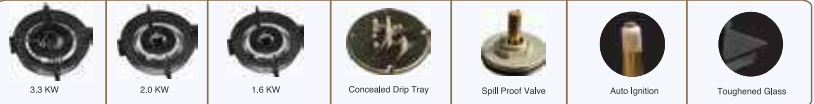
- Metallic Knobs

EFFECTIVE

- Spill Proof Drip Tray
- Auto Ignition
- Spill Proof Valve



DIRECT FLAME TECHNOLOGY | SPILL PROOF BURNER DESIGN | HEAT CHAMBER GRID DESIGN



SUPERIA HOB COOKTOP HYBRIDS



HOB SUPERIA HT 905 BR AI

Width (mm): 90 cm
 Burners: 5 Brass Burners
 Burner Type: 1 x 3.3 Kw Triple Ring Dual Flame Burner
 2 x 2 Kw Double Ring Burner
 2 x 1.6 Kw Double Ring Burner
 Pan Support: Black Enameled
 Product Dimensions: 860 x 450 x 56 WxDxH (mm)
 Cut-out Dimensions: 840 x 430 WxD (mm)



HOB SUPERIA HT 904 BR AI

Width (mm): 90 cm
 Burners: 4 Brass Burners
 Burner Type: 1 x 3.3 Kw Triple Ring Dual Flame Burner
 1 x 2 Kw Double Ring Burner
 2 x 1.6 Kw Double Ring Burner
 Pan Support: Black Enameled
 Product Dimensions: 860 x 450 x 56 WxDxH (mm)
 Cut-out Dimensions: 840 x 430 WxD (mm)



HOB SUPERIA HT 903 BR AI

Width (mm): 90 cm
 Burners: 3 Brass Burners
 Burner Type: 1 x 3.3 Kw Triple Ring Dual Flame Burner
 1 x 2 Kw Double Ring Burner
 1 x 1.6 Kw Double Ring Burner
 Pan Support: Black Enameled
 Product Dimensions: 860 x 450 x 56 WxDxH (mm)
 Cut-out Dimensions: 840 x 430 WxD (mm)



HOB SUPERIA HT 764 BR AI

Width (mm): 76 cm
 Burners: 4 Brass Burners
 Burner Type: 1 x 3.3 Kw Triple Ring Dual Flame Burner
 1 x 2 Kw Double Ring Burner
 2 x 1.6 Kw Double Ring Burner
 Pan Support: Black Enameled
 Product Dimensions: 760 x 450 x 56 WxDxH (mm)
 Cut-out Dimensions: 730 x 430 WxD (mm)



HOB SUPERIA HT 763 BR AI

Width (mm): 76 cm
 Burners: 3 Brass Burners
 Burner Type: 1 x 3.3 Kw Triple Ring Dual Flame Burner
 1 x 2 Kw Double Ring Burner
 1 x 1.6 Kw Double Ring Burner
 Pan Support: Black Enameled
 Product Dimensions: 760 x 450 x 56 WxDxH (mm)
 Cut-out Dimensions: 730 x 430 WxD (mm)



HOB SUPERIA HT 654 BR AI

Width (mm): 65 cm
 Burners: 4 Brass Burners
 Burner Type: 1 x 3.3 Kw Triple Ring Dual Flame Burner
 1 x 2 Kw Double Ring Burner
 2 x 1.6 Kw Double Ring Burner
 Pan Support: Black Enameled
 Product Dimensions: 650 x 520 x 56 WxDxH (mm)
 Cut-out Dimensions: 625 x 495 WxD (mm)



HOB SUPERIA HT 653 BR AI

Width (mm): 65 cm
 Burners: 3 Brass Burners
 Burner Type: 1 x 3.3 Kw Triple Ring Dual Flame Burner
 1 x 2 Kw Double Ring Burner
 1 x 1.6 Kw Double Ring Burner
 Pan Support: Black Enameled
 Product Dimensions: 650 x 520 x 56 WxDxH (mm)
 Cut-out Dimensions: 625 x 495 WxD (mm)



MAXUS HOB COOKING HYBRIDS



MULTI FLAME BURNER

- High Power 2.5KW Burner
- Lower Flame of 1.5KW provides consumer versatility in product usage

Brass Burner with Black Enamel Coating

Cast Iron Pan Support

Auto Ignition

Premium Metal Knobs with Golden Insets

MAXUS HOB COOKTOP HYBRIDS



MAXUS HT905 CRS BR CI AI

Width (mm): 86 cm
 Finish: 8 mm Black Tempered Glass
 Burners: 3 x 2.5Kw and 2 x 1.5Kw with Black Enamel Coating
 Ignition: In-Built Auto Ignition with 1.5V DC Battery
 Pan Support: Cast Iron
 Knob: Premium Metallic with Golden Insets
 Product Dimensions: 900 x 525 x 130 WxDxH (mm)
 Cut-out Dimensions: 825 x 475 WxD (mm)



MAXUS HT904 CRS BR CI AI

Width (mm): 90 cm
 Finish: 8 mm Black Tempered Glass
 Burners: 2 x 2.5Kw and 2 x 1.5Kw with Black Enamel Coating
 Ignition: In-Built Auto Ignition with 1.5V DC Battery
 Pan Support: Cast Iron
 Knob: Premium Metallic with Golden Insets
 Product Dimensions: 900 x 525 x 130 WxDxH (mm)
 Cut-out Dimensions: 825 x 475 WxD (mm)



MAXUS HT803 CRS BR CI AI

Width (mm): 80 cm
 Finish: 8 mm Black Tempered Glass
 Burners: 2 x 2.5Kw and 1 x 1.5Kw with Black Enamel Coating
 Ignition: In-Built Auto Ignition with 1.5V DC Battery
 Pan Support: Cast Iron
 Knob: Premium Metallic with Golden Insets
 Ignition: In-Built Auto Electric with 1.5V DC Battery
 Product Dimensions: 800 x 380 x 145 WxDxH (mm)
 Cut-out Dimensions: 705 x 325 WxD (mm)



MAXUS HT784 CRS BR CI AI

Width (mm): 78 cm
 Finish: 8 mm Black Tempered Glass
 Burners: 2 x 2.5Kw and 2 x 1.5Kw with Black Enamel Coating
 Ignition: In-Built Auto Ignition with 1.5V DC Battery
 Pan Support: Cast Iron
 Knob: Premium Metallic with Golden Insets
 Ignition: In-Built Auto Electric with 1.5V DC Battery
 Product Dimensions: 780 x 525 x 130 WxDxH (mm)
 Cut-out Dimensions: 685 x 475 WxD (mm)




MAXUS HT783 CRS BR CI AI

Width (mm): 78 cm
 Finish: 8 mm Black Tempered Glass
 Burners: 1 x 2.5Kw and 2 x 1.5Kw with Black Enamel Coating
 Ignition: In-Built Auto Ignition with 1.5V DC Battery
 Pan Support: Cast Iron
 Ignition: In-Built Auto Electric with 1.5V DC Battery
 Knob: Premium Metallic with Golden Insets
 Product Dimensions: 780 x 525 x 130 WxDxH (mm)
 Cut-out Dimensions: 685 x 475 WxD (mm)



MAXUS HT604 CRS BR CI AI

Width (mm): 60 cm
 Finish: 8 mm Black Tempered Glass
 Burners: 2 x 2.5Kw and 2 x 1.5Kw with Black Enamel Coating
 Ignition: In-Built Auto Ignition with 1.5V DC Battery
 Pan Support: Cast Iron
 Knob: Premium Metallic with Golden Insets
 Product Dimensions: 600 x 525 x 130 WxDxH (mm)
 Cut-out Dimensions: 555 x 475 WxD (mm)




MAXUS HT603 CRS BR CI AI

Width (mm): 60 cm
 Finish: 8 mm Black Tempered Glass
 Burners: 1 x 2.5Kw and 2 x 1.5Kw with Black Enamel Coating
 Ignition: In-Built Auto Ignition with 1.5V DC Battery
 Pan Support: Cast Iron
 Knob: Premium Metallic with Golden Insets
 Product Dimensions: 600 x 525 x 130 WxDxH (mm)
 Cut-out Dimensions: 555 x 475 WxD (mm)



HTG/HCT HOB COOKTOP HYBRIDS



TRIPLE & DUAL RING BURNER

- High Performance Burner
- Lotus Flame

Glass Edge Protector | Knob Protector Pan Support | Auto Ignition | Special Grid Design for Higher Burner Efficiency

HTG HOB COOKTOP HYBRIDS




HTG 905 CRS BR CI

Width (mm): 90 cm
Finish: 8 mm Black Tempered Glass
Pan Support: Knob Protector Enameled Grid
Knob: Premium Bakelite
Burners: 3 x Triple Ring + 2 x Double Ring Brass Burners
Ignition: In-Built Auto Ignition with 1.5V DC Battery
Product Dimensions: 900 x 525 x 130 WxDxH (mm)
Cut-out Dimensions: 825 x 470 WxD (mm)



HTG 754 CRS BR CI

Width (mm): 75 cm
Finish: 8 mm Black Tempered Glass
Pan Support: Knob Protector Enameled Grid
Knob: Premium Bakelite
Burners: 2 x Triple Ring + 2 x Double Ring Brass Burners
Ignition: In-Built Auto Ignition with 1.5V DC Battery
Product Dimensions: 750 x 525 x 130 WxDxH (mm)
Cut-out Dimensions: 670 x 470 WxD (mm)




HTG 753 CRS LBK CI

Width (mm): 75 cm
Finish: 8 mm Black Tempered Glass
Pan Support: Knob Protector Enameled Grid
Knob: Premium Bakelite
Burners: 1 Medium + 2 x Double Ring Brass Burners
Ignition: In-Built Auto Ignition with 1.5V DC Battery
Product Dimensions: 750 x 525 x 130 WxDxH (mm)
Cut-out Dimensions: 670 x 470 WxD (mm)




HTG 654 CRS BR CI/WH

Width (mm): 65 cm
Finish: 8 mm Black /White Tempered Glass
Pan Support: Knob Protector Enameled Grid
Knob: Premium Bakelite
Burners: 2 Triple Ring + 2 x Double Ring Brass Burners
Ignition: In-Built Auto Ignition with 1.5V DC Battery
Product Dimensions: 650 x 525 x 130 WxDxH (mm)
Cut-out Dimensions: 595 x 470 WxD (mm)



HTG 653 CRS BR CI/WH

Width (mm): 65 cm
Finish: 8 mm Black Tempered Glass
Pan Support: Knob Protector Enameled Grid
Knob: Premium Bakelite
Burners: 1 x Triple Ring + 2 x Double Ring Brass Burners
Ignition: In-Built Auto Ignition with 1.5V DC Battery
Product Dimensions: 650 x 525 x 130 WxDxH (mm)
Cut-out Dimensions: 595 x 470 WxD (mm)



HCT 754 SR CRS LBK CI

Width (mm): 75 cm
Finish: 8 mm Black Tempered Glass
Pan Support: Enameled Grid
Knob: Premium Bakelite
Burners: 2 Medium + 2 x Small Burner
Ignition: In-Built Auto Ignition with 1.5V DC Battery
Product Dimensions: 750 x 525 x 130 WxDxH (mm)
Cut-out Dimensions: 670 x 470 WxD (mm)




HTG HOB COOKTOP HYBRIDS



HCT 753 SR CRS LBK CI

Width (mm): 75 cm
 Finish: 8 mm Black Tempered Glass
 Pan Support: Enameled Grid
 Knob: Premium Bakelite
 Burners: 2 Medium + 1 x Small Burner
 Ignition: In-Built Auto Ignition with 1.5V DC Battery
 Product Dimensions: 750 x 525 x 130 WxDxH (mm)
 Cut-out Dimensions: 670 x 470 WxD (mm)



HCT 654 CRR LBK CI

Width (mm): 65 cm
 Finish: 8 mm Black Tempered Glass
 Pan Support: Enameled Grid
 Knob: Premium Bakelite
 Burners: 2 Medium + 2 x Small Lotus
 Brass Burner with Black Enamel Coating
 Ignition: In-Built Auto Ignition with 1.5V DC Battery
 Product Dimensions: 650 x 525 x 130 WxDxH (mm)
 Cut-out Dimensions: 595 x 470 WxD (mm)



HCT 653 CRR LBK EI AI

Width (mm): 65 cm
 Finish: 8 mm Black Tempered Glass
 Pan Support: Enameled Grid
 Knob: Premium Bakelite
 Burners: 2 Medium + 1 x Small Lotus
 Brass Burner with Black Enamel Coating
 Ignition: In-Built Auto Ignition with 1.5V DC Battery
 Product Dimensions: 650 x 525 x 130 WxDxH (mm)
 Cut-out Dimensions: 595 x 470 WxD (mm)



GB SERIES

MINI TRIPLE RING BURNER
MEDIUM RING BURNER
IN-BUILT AUTO IGNITION



GB BUILT-IN HOBS



GB 724 SR 2MTC AUX

Width (mm): 72 cm
Finish: 8 mm Black Tempered Glass
Burners: 2 Medium Burner + 1 Small Burner + 1 Mini Triple Ring Burner
Ignition: In-Built Auto Ignition with AC 230V Power Supply
Pan Support: Knob Protector Enameled Grid
Knob: Premium Bakelite
Product Dimensions: 720 x 530 LxW (mm)
Cut-out Dimensions: 575 x 480 LxW (mm)



GB 724 2SR + MTC + AUX

Width (mm): 72 cm
Finish: 8 mm Black Tempered Glass
Burners: 1 Medium Burner + 2 Small Burner + 1 Mini Triple Ring Burner
Ignition: In-Built Auto Ignition with AC 230V Power Supply
Pan Support: Enameled Grid
Knob: Premium Bakelite
Product Dimensions: 720 x 530 LxW (mm)
Cut-out Dimensions: 575 x 480 LxW (mm)




GB 723 SR + 2MTC + AUX

Width (mm): 72 cm
Finish: 8 mm Black Tempered Glass
Burners: 1 Medium Burner + 1 Small Burner + 1 Mini Triple Ring Burner
Ignition: In-Built Auto Ignition with AC 230V Power Supply
Pan Support: Enameled Grid
Knob: Premium Bakelite
Product Dimensions: 720 x 530 LxW (mm)
Cut-out Dimensions: 575 x 480 LxW (mm)





Scan to Download
Faber Master Catalogue



FRANKE FABER INDIA PRIVATE LIMITED

Regd. Office/ Factory: 1086/1/2, Sanaswadi, Nagar Road, Tal Shirur, Pune 412208, Maharashtra, India
Toll Free Helpline: 1800 209 3484, email: ks-customer@franke.com, website: www.faberindia.com

Follow us on:  /FaberIndia  /faberindia  /FaberSpaIndia

Franke Faber India Private Limited is Licensed User of ® Trademark of FABER S.P.A

Features and specifications are subject to change without prior notice. Pictorial representation may not be identical to actual product.
The Dimensions written are for reference purpose only and may not be an exact representation of the product, refer installation guide for actual cut-out.