

**SAFER
WITH
FABER.**



A VISION OF GLOBAL REACH.

FABER has a lot in common with air ... both are present all over the world.

Air has always been our chosen material. Now the world is our home. So it's only natural we should want to improve them both. Installing a kitchen hood is an easy way to improve the air in your home, of course, but only thanks to Faber. After all, we invented the kitchen hood, and we are making them better every day to provide our customers with the ultimate performance, quality and comfort.

Aspiring to a better world through leadership. Everywhere, every day.

FRANKE FABER INDIA PRIVATE LIMITED. India's No. 1 Large Kitchen Appliances Company.

With Swiss (FRANKE) and Italian (FABER) parentage, FRANKE FABER India Pvt. Limited is a part of the 2.5 billion USD FRANKE Artemis Group. Completing 25 years with its India headquarters in Pune, Maharashtra. It is now India's number 1 Kitchen Appliances Company. A host of Kitchen Essentials such as Hoods/Chimney, Built-in Hobs, Hob-Cooktop Hybrids, Cooktops, Built-in ovens, Built-in MWOs, Cooking Ranges, Dishwashers, Induction Cooktops, Water Purifiers, Water Geysers and other small appliances are brought to you by the group, and FRANKE FABER India Private Limited is on its way to reinvent the luxury kitchen space in the country.

INVESTING IN THE WORLD

Always growing, to serve more people.

THINKING LONG TERM

All-round competence: automation, robotics, IT, total quality.

INNOVATING CONTINUOUSLY

Engineering research, advanced solutions, living benefits.

DESIGNING THE FUTURE

Ergonomics, design, functionality, comfort, style and wellbeing for the home.

HEADQUARTER

Fabriano (AN) -ITALIA

COMMERCIAL OFFICE

Hudson -U.S.A.

Chambly -FRANCIA

Istanbul -TURCHIA

Mosca -RUSSIA

Pune -INDIA

PRODUCTION PLANT

Sassoferrato -ITALIA

Manisa -TURCHIA

Villedieu-les-Poêles -FRANCIA Byske -SVEZIA

Kaluga -RUSSIA

Pune -INDIA

San Luis -ARGENTINA

San Luis Potosi -MESSICO



COLLECTION SERIES CHIMNEYS	1
ISLAND CHIMNEYS	3
STEAM DRIVE CHIMNEYS	4
FULLY AUTOMATIC CHIMNEYS	5
AEROSTATION CHIMNEYS	6
SIXWAY AUTOCLEAN CHIMNEYS	8
AUTOCLEAN CHIMNEYS	9
3D CHIMNEYS	11
UTOPIA SERIES HOBTOPS	14
ULTIMA SERIES HOBTOPS	15
NEXUS SERIES HOBTOPS	16
IMPERIA SERIES HOBTOPS	18
SUPERIA SERIES HOBTOPS	20
MAXUS SERIES HOBTOPS	21
HTG/HCT SERIES HOBTOPS	22
GB SERIES HOBS	24
COOKING RANGES	25
BUILT IN COMBO	26
BUILT IN OVENS	27
BUILT IN MICROWAVES	29
DISHWASHERS	31
WINE CHILLERS	33
REFRIGERATORS	34
COOKTOPS	35



UP & DOWN
TECHNOLOGY



REMOTE
CONTROL



LED
LIGHT

SKYLIFT

Suction 1000 m³/hr
Width 90 cm
Cassettes dishwasher safe
LED Light 2 x Strips
Electronic Control
3 Speed





HOUR



DELAY



ENERGY
SAVING

NEST PLUS

Suction 1000 m³/hr

Width 86 cm

Cassettes dishwasher safe

Spotlights 4 x 20 W

Electronic Control

3 Speed





ISLAND CHIMNEYS



HERCULES ISOLA DTC BK 60/90

Description: Hercules Isola DTC BK 60/90
 Finish: Black
 Controls: Touch Control (Dual)
 Lighting: 4 x Spot LED with 1.1W
 Filter: 3 x 3 Layer Baffle
 Suction: 1000 m3/hr
 Width (mm): 600/900



JANUS ISOLA 90

Description: Janus Isola SS/BK 90
 Finish: Black / Stainless Steel
 BK Finish: Black+Front Glass + Rear Glass
 Controls: Dual Touch Control (Front + Rear)
 Lighting: 4 x 1.1W Spot Lamp
 Filter: 3 Layer Baffle
 Suction: 1000 m3/hr
 Width (mm): 900



STILUX ISOLA 90/120

Description: Stilux Isola Plus LTW 90/120
 Finish: Stainless Steel
 Controls: Touch
 Lighting: 4 x 1.1W Spot Lamp
 Filter: 3 x Triple Layer Baffle
 Suction: 1000 m3/hr
 Width (mm): 900/1200



FEEL ISOLA BK TC 90

Description: Feel Isola BK TC 90
 Finish: Black
 Controls: Touch Control (Dual)
 Lighting: 4 x Spot LED with 1.1W
 Filter: 2 x Triple Layer Baffle
 Suction: 1000 m3/hr
 Width (mm): 900



FREE SPACE
DESIGN



MINIMAL
DESIGN



ENERGY
SAVING



COMFORT
LIGHT



DELAY



TRENDY
DESIGN



STEAM CLEAN FILTERLESS CHIMNEYS



BOLT 60/90

Description: Bolt FL SW SC BK 60/90
 Finish: Black Tempered Glass
 Functions: Steam Clean
 Controls: Gesture & Touch 2 Speed + 1 Turbo
 Lighting: 2 x 1.5W LED Lamp
 Filter: Filterless
 Suction: 1500 m3/hr
 Width (mm): 600/900
 Oil Collector: Stainless Steel



THUNDER BOLT 90

Description: Thunder Bolt FL SW SC BK 90
 Finish: Black Finish
 Functions: Steam Clean
 Controls: Gesture & Touch 2 Speed + 1 Turbo
 Lighting: 2 x 1.5W LED Lamp
 Filter: Filterless
 Suction: 1500 m3/hr
 Width (mm): 900
 Oil Collector: Stainless Steel



THUNDER STORM 90

Description: Thunder Storm FL SW SC BK 90
 Finish: Black Glass
 Functions: Steam Clean
 Controls: Gesture & Touch 3 Speed + 1 Turbo
 Lighting: 1 x 4W LED Lamp
 Filter: Filterless
 Suction: 1800 m3/hr
 Width (mm): 900
 Oil Collector: Stainless Steel



EXPERIENCE ABSOLUTE POWER OF STEAM CLEANING



Faber presents the all new, all-powerful **Bolt Chimney** with never seen before **Steam Drive 360 Degree technology** that cleans the oil and other residues with just one touch.

Get ready for more performance with less maintenance.

OTHER FEATURES

Filterless Technology
No cleaning hassles and zero cost maintenance.

Powerful Motor
Enables higher suction power, ensuring high performance and efficiency.



THE NEXT **REVOLUTION** IN THE KITCHEN IS HERE.

GO **HANDS-FREE** WITH FABER **FULLY-AUTOMATIC** CHIMNEYS.

Faber fully-automatic chimney, powered by **U-Control** adapts and adjusts chimney's **speed** to your cooking



POWERED BY



Remote Control



Auto Clean Alarm



Odour Sensor



Soft Lighting

FULLY-AUTOMATIC CHIMNEY RANGE



ELLORA 90 FL

Description: Hood Ellora 3D IN HC SC FL BK 90
Filter type: Filterless
Finish: Black Tempered Glass
Controls: Remote, Touch & Gesture
Feature: Fully Automatic Odour Sensor
Led: 2 x 1.5W LED
Suction: 1400 m3/hr



ELLORA 60 FL

Description: Hood Ellora 3D IN HC SC FL BK 60
Filter type: Filterless
Finish: Black Tempered Glass
Controls: Remote, Touch & Gesture
Feature: Fully Automatic Odour Sensor
Led: 2 x 1.5W LED
Suction: 1400 m3/hr



ELLORA 90 BF

Description: Hood Ellora 3D IN HC SC BF BK 90
Filter type: Baffle
Finish: Black Tempered Glass
Controls: Remote, Touch & Gesture
Feature: Fully Automatic Odour Sensor
Led: 2 x 1.5W LED
Suction: 1400 m3/hr



ELLORA 60/75 BF

Description: Hood Ellora 3D IN HC SC BF BK 60/75
Filter type: Baffle
Finish: Black Tempered Glass
Controls: Remote, Touch & Gesture
Feature: Fully Automatic Odour Sensor
Led: 2 x 1.5W LED
Suction: 1400 m3/hr



CYGNUS 60/75 FL

Description: Hood Cygnum IN 3D HC SC FL BK 60/75
Filter type: Filterless
Finish: Black Tempered Glass
Controls: Remote, Touch & Gesture
Feature: Fully Automatic Odour Sensor
Led: 2 x 1.5W LED
Suction: 1400 m3/hr



CYGNUS 90 FL

Description: Hood Cygnum IN 3D HC SC FL BK 90
Filter type: Filterless
Finish: Black Tempered Glass
Controls: Remote, Touch & Gesture
Feature: Fully Automatic Odour Sensor
Led: 2 x 1.5W LED
Suction: 1400 m3/hr



**LOVE COOKING.
LOVE THE KITCHEN.**

3-in-1 AeroStation AIR PURIFIER FILTER



- 1. NYLON FILTER:**
Remove particles, such as dust and dirt, from the air.
- 2. CARBON FILTER:**
Carbon filter to trap the Odors, Gases and neutralizes them.
- 3. HEPA FILTER:**
1 Micron filter HEPA traps harmful particles such as Dust, Smoke, Pollen, etc., and gives efficiency upto 95%

Faber launches World's only Aerostation chimney with 3D Technology



With growing air pollution & increases in the risk of health hazards, it is important to use something which keeps you and your loved one healthy & your's kitchen pollution free.

This hood comes in exciting new finishes including Alligator Black, Antique Silver & Antique Copper and also has 3 stage air purification system.

Faber introduces the world's only Aerostation Chimney with 3D Technology which offers the functionality of 3 appliances in 1. This appliance combines the functionality of a 3D chimney, a fan and an air purifier.



GLAMOUR PRO 3D BK FT 60/90

Description: 3N1 Aerostation Glamour Pro 3D BK FT 60/90
 Finish: Black
 Speed: 3 + Intensive
 Controls: Feather Touch With Backlit
 Lighting: 2 x 1.1W LED Lamp
 Filter: Triple Layer Baffle
 Suction: 1095 m3/hr
 Width (mm): 600/900

FAN: Controls: Premium Backlit Soft Touch Panel, Motor: 4 Speed
 PURIFIER: Nylon Filter: Remove particles such as dust and dirt from the air. Carbon Filter: Traps Odour, Gases and Neutralise them. HEPA 1.0 PM Filter: Removes Dust, Smoke particles up to size of 1 Micron.



STAR PRO 3D TC AB 60/90

Description: 3N1 Aerostation Star Pro 3D TC AB 60/90
 Finish: Alligator Black
 Speed: 3 + Intensive
 Controls: Touch With Backlit
 Lighting: 2 x 1.1W LED Lamp
 Filter: Triple Layer Baffle
 Suction: 1095 m3/hr
 Width (mm): 600/900

FAN: Controls: Premium Backlit Soft Touch Panel, Motor: 4 Speed
 PURIFIER: Nylon Filter: Remove particles such as dust and dirt from the air. Carbon Filter: Traps Odour, Gases and Neutralise them. HEPA 1.0 PM Filter: Removes Dust, Smoke particles up to size of 1 Micron.



SPARKLE PRO 3D AB TC 60/90

Description: 3N1 Aerostation Sparkle Pro 3D AB TC 60/90
 Finish: Alligator Black
 Speed: 3 + Intensive
 Controls: Touch With Backlit
 Lighting: 2 x 1.1W LED Lamp
 Filter: Triple Layer Baffle
 Suction: 1095 m3/hr
 Width (mm): 600/900

FAN: Controls: Premium Backlit Soft Touch Panel, Motor: 4 Speed
 PURIFIER: Nylon Filter: Remove particles such as dust and dirt from the air. Carbon Filter: Traps Odour, Gases and Neutralise them. HEPA 1.0 PM Filter: Removes Dust, Smoke particles up to size of 1 Micron.



SPARK PRO 3D BK 60/90

Description: 3N1 Aerostation Spark Pro 3D BK 60/90
 Finish: Alligator Black
 Speed: 3 + Intensive
 Controls: Feather Touch with Backlit
 Lighting: 2 x 1.1W LED Lamp
 Filter: Triple Layer Baffle
 Suction: 1095 m3/hr
 Width (mm): 600/900

FAN: Controls: Premium Backlit Soft Touch Panel, Motor: 4 Speed
 PURIFIER: Nylon Filter: Remove particles such as dust and dirt from the air. Carbon Filter: Traps Odour, Gases and Neutralise them. HEPA 1.0 PM Filter: Removes Dust, Smoke particles up to size of 1 Micron.





The Worlds 1st 6-Way Suction Chimney Range. Made In India.

KITCHEN SMOKE KA SIX WAY SOLUTION

Baffle Filter | Powerful motor | Heat Autoclean



6-WAY, FILTERLESS & AUTO CLEAN CHIMNEYS



PREMIA 3D PLUS IND 60/90

Description: Premia 3D Plus IND HC SC BK 60/90
Premia 3D Plus IND HC SC FL EBK 60/90
Finish: Black
Functions: Auto Clean, 6 Way Suction, Filterless
Controls: Gesture & 3 Speed Touch
Lighting: 2 x 1.5W LED Lamp
Filter: 2 x 2 Layer Baffle
Suction: 1298, 1325 m3/hr
Width (mm): 600/900
Oil Collector: Stainless Steel



CREST 3D PLUS IND 60/90

Description: Crest 3D Plus IND
HC SC BK 60/90/55/60
Finish: Black
Functions: Auto Clean, 6 Way Suction, Filterless
Controls: Gesture & 3 Speed Touch
Lighting: 2 x 1.5W LED Lamp
Filter: Filterless
Suction: 1275 m3/hr
Width (mm): 600/900
Oil Collector: Stainless Steel



HOOD EVEREST 3D IN 60/90

Description: Hood Everest 3D IN
HC SC FL LG 60/75/90
Finish: Stainless Steel / Black
Functions: Heat Autoclean
Controls: Gesture + Touch
Lighting: 1 x LED of 1.5W each
Filter: Filterless
Suction: 1250 m3/hr
Width (mm): 600/750/900
Oil Collector: Light Grey



SILENCIO 3D IND 60/90

Description: Hood Silencio 3D IND HC SC FL BK 60/90
Hood Silencio 3D IND HC SC BF BK 60/90
Finish: Black
Functions: Heat Autoclean
Controls: Gesture + Touch
Lighting: 2 x 1.5W LED Lamp
Filter: 2 x 2 Layer Baffle / Filterless
Suction: 1325/1298 m3/hr
Width (mm): 600/900
Oil Collector: Stainless Steel




BONITO 3D IND 60/90

Description: Bonito 3D IND HC SC FL BK 60/75/90
Finish: Black
Functions: Heat Autoclean
Controls: Gesture + Touch
Lighting: 2 x 1.5W LED Lamp
Filter: Filterless
Suction: 1250 m3/hr
Width (mm): 600/750/900
Oil Collector: Stainless Steel



**3D Auto Clean
Technology
with 6-way Suction**

HOOD
ZENITH
FL SC AC BK 90

 Auto Clean Chimney



 High Suction Power
1350 m³/hr
 Smart Gesture Control
 Black Tempered Glass
 Stainless Steel Oil Collector

AUTO CLEAN CHIMNEYS



JUPITER PLUS

Description: Jupiter Plus HC SC BK 60/90
Finish: Black
Functions: Heat Autoclean
Controls: Gesture & 3 Speed Touch
Lighting: 2 x 1.5W LED Lamp
Filter: Cone Baffle
Suction: 1500 m³/hr
Width (mm): 600/900
Oil Collector: Stainless Steel



SUNNY IN

Description: Hood Sunny IN HC SC FL LG 60/75/90
Finish: Black
Functions: Heat Autoclean
Controls: Gesture & 3 Speed Touch
Lighting: 1 x 1.5W LED Lamp
Filter: Filterless
Suction: 1200 m³/hr
Width (mm): 600/750/900
Oil Collector: Light Grey



VERTEX PLUS 60/90

Description: Vertex Plus FL TC HC BK 60/90
Finish: Black Tempered Glass
Functions: Heat Autoclean
Controls: Gesture & 3 Speed Touch
Lighting: 2 x 1.5W LED Lamp
Filter: Filterless
Suction: 1200/1500 m³/hr
Width (mm): 600/900
Oil Collector: Stainless Steel



ZENITH

Description: Zenith FL SC AC BK 60/75/90
Finish: Black Tempered Glass
Functions: Heat Autoclean
Controls: Gesture & 3 Speed Touch
Lighting: 2 x 1.5W LED Lamp
Filter: Filterless
Suction: 1350 m³/hr
Width (mm): 600/750/900
Oil Collector: Stainless Steel



APEX

Description: Apex FL HC SC BK 60/90
Finish: Black Tempered Glass
Functions: Heat Autoclean
Controls: Gesture & 3 Speed Touch
Lighting: 2 x 1.5W LED Lamp
Filter: Filterless
Suction: 1500 m³/hr
Width (mm): 600/900
Oil Collector: Stainless Steel



BLISS

Description: Hood Bliss FL SC AC BK 60/90
Finish: Black Tempered Glass
Functions: Heat Autoclean
Controls: Gesture & 3 Speed Touch
Lighting: 2 x 1.5W LED Lamp
Filter: Filterless
Suction: 1350 m³/hr
Width (mm): 600/900
Oil Collector: Stainless Steel





HOOD JARVIS

Description: Hood Jarvis HC SC BK TC 60
 Finish: Front Designer Glas + Black Powder Coated
 Functions: Heat Autoclean
 Controls: Gesture + Touch
 Lighting: 2 x LED of 1.5W each
 Filter: 2 x 2 Layer Baffle
 Suction: 1200 m3/hr
 Width (mm): 600
 Oil Collector: Stainless Steel



HOOD MARTINEZ

Description: Hood Martinez HC TC BK 60/90
 Finish: Black Glass
 Functions: Heat Autoclean
 Controls: Touch Control
 Lighting: 2 x 1.1W LED Lamp
 Filter: Filterless
 Suction: 1200 m3/hr
 Width (mm): 600/900
 Oil Collector: Stainless Steel



MIAMI IN

Description: Hood Miami IN HC SC FL BK 60/90
 Finish: Stainless Steel Frame + Black Curved Glass
 Controls: Gesture & 3 Speed Touch
 Lighting: 1 x 1.5W LED each
 Filter: Filterless
 Suction: 1200 m3/hr
 Width (mm): 600/900
 Oil Collector: Black



HOOD ZEST IN

Description: Hood Zest IN HC SC FL BK 60/75/90
 Finish: Black
 Functions: Heat Autoclean
 Controls: Gesture & Touch
 Lighting: 1.5W LED Lamp
 Filter: Filterless
 Suction: 1200 m3/hr
 Width (mm): 600/750/900
 Oil Collector: Black



ACE PRO

Description: Hood Ace Pro 3D IN HC PB FL BK 60/90
 Finish: Black
 Functions: Heat Autoclean
 Controls: Push Button
 Lighting: 1.5W LED Lamp
 Filter: Filterless
 Suction: 1150 m3/hr
 Width (mm): 600/900
 Oil Collector: Black





3D CHIMNEY

"I HAVE QUIT SMOKING
IN THE KITCHEN"

3D CHIMNEYS



STILUX 3D

Description: Stilux 3D Plus T2S2 TC Sen Max LTW 90/60
Stilux 3D T2S2 BK TC LTW 60/90/120
Stilux 3D T2S2 TC LTW 60/90

Finish: Stainless Steel / Black / Black Mirror

Controls: Touch

Lighting: 2 x 1.1W LED Lamp

Filter: 3 Layer Baffle

Suction: 3D Plus Max: 1350 m3/hr.
3D: 1095 m3/hr,
3D Plus: 1150 m3/hr.

Width (mm): 600/900/1200



STILO 3D

Description: Stilo 3D Plus T2S2 Max LTW 60/90
Stilo Slim 3D Plus T2S2 BK LTW 60/90
Stilo Slim 3D Plus T2S2 LTW 60/90

Finish: Stainless Steel / Black

Controls: Push Button

Lighting: 2 x 1.1W LED Lamp

Filter: 3 Layer Baffle

Suction: 3D Plus Max: 1350 m3/hr.
3D: 1095 m3/hr,
3D Plus: 1150 m3/hr.

Width (mm): 600/900



FEEL 3D

Description: Feel 3D Plus T2S2 TC Sen Max LTW 60/90
Feel 3D T2S2 BK TC LTW 60/90
Feel 3D T2S2 PB LTW 60/90

Finish: Black with Curve Glass

Controls: Touch / Push Button

Lighting: 2 x 1.1W LED Lamp

Filter: 3 Layer Baffle

Suction: 3D Plus Max: 1350 m3/hr.
3D: 1095 m3/hr

Width (mm): 600/900



ARCO 3D

Description: Arco 3D T2S2 Max LTW 60/90
Arco 3D Plus T2S2 BK LTW 60/90
Arco 3D Plus T2S2 LTW 60/90

Finish: Black with Bend Glass

Controls: Push Button

Lighting: 2 x 1.1W LED Lamp

Filter: 3 Layer Baffle

Suction: 3D Plus Max: 1350 m3/hr.
3D: 1095 m3/hr,
3D Plus: 1150 m3/hr.

Width (mm): 600/900



SUPER 3D

Description: Super 3D Plus Max T2S2 BK TC 60/90
Super 3D Plus T2S2 BK TC LTW 60/90

Finish: Black with Flat Glass

Controls: Touch

Lighting: 2 x 1.1W LED Lamp

Filter: 3 Layer Baffle

Suction: 3D Plus Max: 1350 m3/hr.
3D Plus: 1150 m3/hr

Width (mm): 600/900



COCKTAIL 3D

Description: Cocktail 3D T2S2 BK TC LTW 60/90

Finish: Black Mirror

Controls: Touch

Lighting: 2 x 1.1W LED Lamp

Filter: Cassette

Suction: 1095 m3/hr

Width (mm): 600/900





TOPAZ SMART+ 3D

Description: Topaz Smart 3D T2S2 BK TC LTW 60/90
 Finish: Black Conical
 Controls: Touch Control
 Lighting: 2 x 1.1W LED Lamp
 Filter: 3 Layer Baffle
 Suction: 1095 m3/hr
 Width (mm): 600/900



TENDER 3D

Description: Tender 3D T2S2 Max LTW 60/90/ BK 60/90
 Tender 3D T2S2 LTW 60/90
 Tender 3D T2S2 BK LTW 60/90
 Finish: Stainless Steel Conical / Black
 Controls: Push Buttons
 Lighting: 2 x 2W LED Lamp
 Filter: 3 Layer Baffle
 Suction: 3D Max: 1295 m3/hr,
 3D: 1095 m3/hr,
 3D Plus: 1150 m3/hr.
 Width (mm): 600/900



TRATTO 3D

Description: Tratto 3D T2S2 LTW 60/90
 Finish: Black with Black Mirror
 Controls: Touch Control / Push Button
 Lighting: 2 x 1.1W LED Lamp
 Filter: 3 x 2 Layer Baffle
 Suction: 1095 m3/hr
 Width (mm): 600/900



GLASSY 3D

Description: Glassy 3D T2S2 Max LTW 60/90
 Glassy 3D T2S2 LTW 60/75/90
 Glassy 3D T2S2 BK LTW 60/90
 Finish: Stainless Steel / Black Glass
 Controls: Push Button
 Lighting: 2 x 2W LED Lamp
 Filter: 3 Layer Baffle
 Suction: 3D Plus Max: 1350 m3/hr,
 3D: 1095 m3/hr,
 3D Plus: 1150 m3/hr.
 Width (mm): 600/750/900



PRETTY PLUS PRO

Description: Pretty Plus Pro BK LTW 60
 Finish: Black Powder Coated
 Controls: Push Button
 Lighting: 2 x 2W LED Lamp
 Filter: Baffle
 Suction: 1000 m3/hr
 Width (mm): 600



MARTINI

Description: Martini TC BK LTW 60
 Finish: Black Mirror
 Controls: Touch
 Lighting: 2 x 1.1W LED Lamp
 Filter: Baffle
 Suction: 1000 m3/hr
 Width (mm): 600



CLASS PRO

Description: Class Pro PB BK LTW 60
 Finish: Black
 Controls: Push Button
 Lighting: 1 x 2W LED Filament Lamp
 Filter: Baffle
 Suction: 1000 m3/hr
 Width (mm): 600



GLASSY

Description: Glassy SS LTW 60
 Finish: Stainless Steel and Glass
 Controls: Push Button
 Lighting: 2 x 2W LED Lamp
 Filter: Baffle
 Suction: 800 m3/hr
 Width (mm): 600



RUBY XL TC

Description: Ruby XL TC SS 60
 Finish: Stainless Steel
 Controls: Touch
 Lighting: LED Lamp 1 x 2W
 Filter: Baffle
 Suction: 700 m3/hr
 Width (mm): 600





RUBY XL PB

Description: Ruby XL PB SS 60
 Finish: Stainless Steel
 Controls: Push Button
 Lighting: LED Lamp 1 x 2W
 Filter: Baffle
 Suction: 700 m3/hr
 Width (mm): 600



RUBY XL TC

Description: Ruby XL TC BK 60
 Finish: Black
 Controls: Touch
 Lighting: LED Lamp 1 x 2W
 Filter: Baffle
 Suction: 700 m3/hr
 Width (mm): 600



THE UTOPIA PRO RANGE

**LOOKS GREAT,
COOKS BETTER!**



Dual Flame Burners

- High Performance 4 KW with Dual Functionality
- Lower Single Flame of 1.7 KW provides versatility in product usage
- In-Built Auto Ignition with AC 230V Power Supply

Auto Burner Shut off
for Superior Safety

Cast Iron
Pan Support

Auto
Ignition

Special Grid Design for
Higher Burner Efficiency



UTOPIA PRO HOB COOKTOP HYBRIDS



UTOPIA PRO HT 905 BR CI

Width (mm): 90 cm
Finish: 8mm Black Tempered Glass
Pan Support: Cast Iron
Burners: 1 x 4Kw Triple Ring Dual Flame
+ 2 x 3Kw Mini Triple Ring + 2 x 1.7 Kw
Double Ring with Black Enamel Coating
Knob: Premium Metal Knobs with Golden Inserts
Product Dimensions: 900 x 525 x 130 WxDxH (mm)
Cut-out Dimensions: 825 x 475 x WxD (mm)



UTOPIA PRO HT 804 BR CI

Width (mm): 80 cm
Finish: 8mm Black Tempered Glass
Pan Support: Cast Iron
Burners: 1 x 4Kw Triple Ring Dual Flame
+ 1 x 3Kw Mini Triple Ring + 2 x 1.7 Kw
Double Ring with Black Enamel Coating
Knob: Premium Metal Knobs with Golden Inserts
Product Dimensions: 800 x 525 x 130 WxDxH (mm)
Cut-out Dimensions: 685 x 475 WxD (mm)



UTOPIA PRO HT 903 BR CI

Width (mm): 90 cm
Finish: 8mm Black Tempered Glass
Pan Support: Cast Iron
Burners: 1 x 4Kw Triple Ring Dual Flame
+ 1 x 3Kw Mini Triple Ring + 1 x 1.7 Kw
Double Ring with Black Enamel Coating
Knob: Premium Metal Knobs with Golden Inserts
Product Dimensions: 900 x 525 x 130 WxDxH (mm)
Cut-out Dimensions: 825 x 475 x WxD (mm)



UTOPIA PRO HT 783 BR CI

Width (mm): 78 cm
Finish: 8mm Black Tempered Glass
Pan Support: Cast Iron
Burners: 1 x 4Kw Triple Ring Dual Flame
+ 1 x 3Kw Mini Triple Ring + 1 x 1.7 Kw
Double Ring with Black Enamel Coating
Knob: Premium Metal Knobs with Golden Inserts
Product Dimensions: 780 x 525 x 130 WxDxH (mm)
Cut-out Dimensions: 685 x 475 WxD (mm)



UTOPIA PRO HT 604 BR CI

Width (mm): 60 cm
Finish: 8mm Black Tempered Glass
Pan Support: Cast Iron
Burners: 1 x 4Kw Triple Ring Dual Flame
+ 1 x 3Kw Mini Triple Ring + 2 x 1.7 Kw
Double Ring with Black Enamel Coating
Knob: Premium Metal Knobs with Golden Inserts
Product Dimensions: 600 x 525 x 130 WxDxH (mm)
Cut-out Dimensions: 555 x 475 x WxD (mm)



UTOPIA PRO HT 603 BR CI

Width (mm): 60 cm
Finish: 8mm Black Tempered Glass
Pan Support: Cast Iron
Burners: 1 x 4Kw Triple Ring Dual Flame
+ 1 x 3Kw Mini Triple Ring + 1 x 1.7 Kw
Double Ring with Black Enamel Coating
Knob: Premium Metal Knobs with Golden Inserts
Product Dimensions: 600 x 525 x 130 WxDxH (mm)
Cut-out Dimensions: 555 x 475 WxD (mm)



UTOPIA PRO HT 704 BR CI

Width (mm): 70 cm
Finish: 8mm Black Tempered Glass
Pan Support: Cast Iron
Burners: 1 x 4Kw Triple Ring Dual Flame
+ 1 x 3Kw Mini Triple Ring + 2 x 1.7 Kw
Double Ring with Black Enamel Coating
Knob: Premium Metal Knobs with Golden Inserts
Product Dimensions: 700 x 525 x 130 WxDxH (mm)
Cut-out Dimensions: 555 x 445 WxD (mm)



ULTIMA RANGE

INDIA'S ONLY HOB COOKTOP WITH TRIPLE RING FLAME IN ALL BURNERS



ULTIMATE BURNER PERFORMANCE



DIRECT FLAME TECHNOLOGY

- High Performance 3KW and 2.0 KW Burner combination
- Black Enamelled Burners for superior Aesthetic looks

Flame Failure Device | Evenly Cooking | Auto Ignition | Cast Iron Pan Supports

ULTIMA HOB COOKTOP HYBRIDS



ULTIMA PLUS HT 904 CRS BR CI AI

Width (mm): 90 cm
 Ignition: In-Built Auto Ignition
 Pan Support: Cast Iron
 Burners: 2 x 3Kw Triple Ring Flame +
 2 x 2Kw Triple Ring with
 Black Enamel Coating
 Knob: Premium Metal Knobs
 Ignition: In-Built Auto Electric with 1.5V DC Battery
 Safety Device: FFD (Flame Failure Device)
 Product Dimensions: 900 x 525 x 145 WxDxH (mm)
 Cut-out Dimensions: 825 x 475 WxD (mm)



ULTIMA HT 904 CRS BR CI AI

Width (mm): 90 cm
 Ignition: In-Built Auto Ignition
 Pan Support: Cast Iron
 Burners: 2 x 3Kw Triple Ring Flame +
 2 x 2Kw Triple Ring with
 Black Enamel Coating
 Knob: Premium Metal Knobs
 Ignition: In-Built Auto Electric with 1.5V DC Battery
 Product Dimensions: 900 x 525 x 145 WxDxH (mm)
 Cut-out Dimensions: 825 x 475 WxD (mm)



ULTIMA PLUS HT 783 CRS BR CI AI

Width (mm): 80 cm
 Ignition: In-Built Auto Ignition
 Pan Support: Cast Iron
 Burners: 2 x 3Kw Triple Ring Flame +
 1 x 2Kw Triple Ring with
 Black Enamel Coating
 Knob: Premium Metal Knobs
 Ignition: In-Built Auto Electric with 1.5V DC Battery
 Safety Device: FFD (Flame Failure Device)
 Product Dimensions: 800 x 525 x 130 WxDxH (mm)
 Cut-out Dimensions: 685 x 475 WxD (mm)



ULTIMA HT 724 CRS BR CI AI

Width (mm): 72 cm
 Ignition: In-Built Auto Ignition
 Pan Support: Cast Iron
 Burners: 2 x 3Kw Triple Ring Flame +
 2 x 2Kw Triple Ring with
 Black Enamel Coating
 Knob: Premium Metal Knobs
 Ignition: In-Built Auto Electric with 1.5V DC Battery
 Product Dimensions: 720 x 525 x 145 WxDxH (mm)
 Cut-out Dimensions: 675 x 475 WxD (mm)



ULTIMA HT 723 CRS BR CI AI

Width (mm): 72 cm
 Ignition: In-Built Auto Ignition
 Pan Support: Cast Iron
 Burners: 1 x 3Kw Triple Ring Flame +
 2 x 2Kw Triple Ring with
 Black Enamel Coating
 Knob: Premium Metal Knobs
 Ignition: In-Built Auto Electric with 1.5V DC Battery
 Product Dimensions: 720 x 525 x 145 WxDxH (mm)
 Cut-out Dimensions: 675 x 475 WxD (mm)



NEXUS IND RANGE



3D FLAME TECHNOLOGY

- High Performance 3KW Triple Ring Burner
- Faster and evenly cooking



Flame Failure Device | Full Brass Burner | Cast Iron Pan Support | Auto Ignition | Special Grid Design for Higher Burner Efficiency

NEXUS HOB COOKTOP HYBRIDS



NEXUS IND HT 905 CRS BR CI AI

Width (mm): 90 cm
 Finish: Black Tempered Glass
 Pan Support: Cast Iron
 Knob: Premium Metallic
 Burners: 3 x 3Kw Triple Ring + 2 x 1.7Kw Lotus Double Ring Brass Burner with Black Enamel Coating
 Ignition: In-Built Auto Ignition with 1.5V DC Battery
 Product Dimensions: 900 x 525 x 130 WxDxH (mm)
 Cut-out Dimensions: 825 x 475 WxD (mm)



NEXUS STAR IND HT 904 CRS BR CI AI

Width (mm): 90 cm
 Finish: Black Tempered Glass
 Pan Support: Cast Iron
 Knob: Premium Metallic
 Burners: 2 x 3Kw Triple Ring + 2 x 1.7Kw Lotus Double Ring Brass Burner with Black Enamel Coating
 Ignition: In-Built Auto Ignition with 1.5V DC Battery
 Safety Device: FFD (Flame Failure Device)
 Product Dimensions: 900 x 525 x 130 WxDxH (mm)
 Cut-out Dimensions: 825 x 475 WxD (mm)



NEXUS IND HT 904 CRS BR CI AI

Width (mm): 90 cm
 Finish: Black Tempered Glass
 Pan Support: Cast Iron
 Knob: Premium Metallic
 Burners: 2 x 3Kw Triple Ring + 2 x 1.7Kw Lotus Double Ring Brass Burner with Black Enamel Coating
 Ignition: In-Built Auto Ignition with 1.5V DC Battery
 Product Dimensions: 900 x 525 x 130 WxDxH (mm)
 Cut-out Dimensions: 825 x 475 WxD (mm)



NEXUS IND HT 803 CRS BR CI AI

Width (mm): 80 cm
 Finish: Black Tempered Glass
 Pan Support: Cast Iron
 Knob: Premium Metallic
 Burners: 2 x 3Kw Triple Ring + 1 x 1.7Kw Lotus Double Ring Brass Burner with Black Enamel Coating
 Ignition: In-Built Auto Ignition with 1.5V DC Battery
 Safety Device: FFD (Flame Failure Device)
 Product Dimensions: 800 x 380 x 145 WxDxH (mm)
 Cut-out Dimensions: 705 x 325 WxD (mm)



NEXUS STAR IND HT 783 CRS BR CI AI

Width (mm): 78 cm
 Finish: Black Tempered Glass
 Pan Support: Cast Iron
 Knob: Premium Metallic
 Burners: 1 x 3Kw Triple Ring + 2 x 1.7Kw Lotus Double Ring Brass Burner with Black Enamel Coating
 Ignition: In-Built Auto Ignition with 1.5V DC Battery
 Safety Device: FFD (Flame Failure Device)
 Product Dimensions: 780 x 525 x 130 WxDxH (mm)
 Cut-out Dimensions: 705 x 475 WxD (mm)



NEXUS IND HT 783 CRS BR CI AI

Width (mm): 78 cm
 Finish: Black Tempered Glass
 Pan Support: Cast Iron
 Knob: Premium Metallic
 Burners: 1 x 3Kw Triple Ring + 2 x 1.7Kw Lotus Double Ring Brass Burner with Black Enamel Coating
 Ignition: In-Built Auto Ignition with 1.5V DC Battery
 Product Dimensions: 780 x 525 x 130 WxDxH (mm)
 Cut-out Dimensions: 705 x 475 WxD (mm)



NEXUS HOB COOKTOP HYBRIDS



NEXUS IND HT 784 CRS BR CI AI

Width (mm): 78 cm
 Finish: Black Tempered Glass
 Pan Support: Cast Iron
 Knob: Premium Metallic
 Burners: 2 x 3Kw Triple Ring + 2 x 1.7Kw Lotus Double Ring Brass Burner with Black Enamel Coating
 Ignition: In-Built Auto Ignition with 1.5V DC Battery
 Product Dimensions: 780 x 525 x 130 WxDxH (mm)
 Cut-out Dimensions: 685 x 475 WxD (mm)



NEXUS STAR IND HT 654 CRS BR CI AI

Width (mm): 60 cm
 Finish: Black Tempered Glass
 Pan Support: Cast Iron
 Knob: Premium Metallic
 Burners: 2 x 3Kw Triple Ring + 2 x 1.7Kw Lotus Double Ring Brass Burner with Black Enamel Coating
 Ignition: In-Built Auto Ignition with 1.5V DC Battery
 Safety Device: FFD (Flame Failure Device)
 Product Dimensions: 650 x 525 x 130 WxDxH (mm)
 Cut-out Dimensions: 595 x 470 WxD (mm)



NEXUS IND HT 604 CRS BR CI AI

Width (mm): 60 cm
 Finish: Black Tempered Glass
 Pan Support: Cast Iron
 Knob: Premium Metallic
 Burners: 2 x 3Kw Triple Ring + 2 x 1.7Kw Lotus Double Ring Brass Burner with Black Enamel Coating
 Ignition: In-Built Auto Ignition with 1.5V DC Battery
 Product Dimensions: 600 x 525 x 130 WxDxH (mm)
 Cut-out Dimensions: 555 x 475 WxD (mm)



NEXUS HT 603 CRS BR CI AI

Width (mm): 60 cm
 Finish: Black Tempered Glass
 Pan Support: Cast Iron
 Knob: Premium Metallic
 Burners: 1 x 3Kw Triple Ring + 2 x 1.7Kw Lotus Double Ring Brass Burner with Black Enamel Coating
 Ignition: In-Built Auto Ignition with 1.5V DC Battery
 Product Dimensions: 600 x 525 x 130 WxDxH (mm)
 Cut-out Dimensions: 555 x 475 WxD (mm)



IMPERIA HOB COOKTOP HYBRIDS

Safety:
FFD : Flame Failure Device is a safety feature which automatically cuts off the gas supply if the flame goes out stopping any gas flow.



TRIPLE & DUAL RING BURNER

- High Performance 3KW and 1.7 KW Burner combination
- Black Enamelled Burners for superior Aesthetic looks.



Flame Failure Device | Premium Metal Knobs with Black Insets | Auto Ignition | Heavy Duty Cast Iron Pan Supports

IMPERIA HOB COOKTOP HYBRIDS



IMPERIA 905 BRB CI BK

Width (mm): 90 cm
Finish: Black Tempered Glass
Pan Support: Cast Iron
Knob: Premium Metallic with Black Inserts
Burners: 3 x 3Kw Triple Ring Flame + 2 x 1.7Kw Double Ring with Black Enamel Coating
Ignition: In-Built Auto Ignition with 1.5V DC Battery
Product Dimensions: 900 x 525 x 130 WxDxH (mm)
Cut-out Dimensions: 825 x 475 WxD (mm)



IMPERIA PLUS 784 BRB CI BK

Width (mm): 78 cm
Finish: Black Tempered Glass
Pan Support: Cast Iron
Knob: Premium Metallic with Black Inserts
Safety Device: FFD (Flame Failure Device)
Burners: 2 x 3Kw Triple Ring Flame + 2 x 1.7Kw Double Ring with Black Enamel Coating
Ignition: In-Built Auto Ignition with AC 230V Power Supply
Product Dimensions: 780 x 525 x 130 WxDxH (mm)
Cut-out Dimensions: 685 x 475 WxD (mm)



IMPERIA 784 BRB CI BK

Width (mm): 78 cm
Finish: Black Tempered Glass
Pan Support: Cast Iron
Knob: Premium Metallic with Black Inserts
Burners: 2 x 3Kw Triple Ring Flame + 2 x 1.7Kw Double Ring with Black Enamel Coating
Ignition: In-Built Auto Ignition with 1.5V DC Battery
Product Dimensions: 780 x 525 x 130 WxDxH (mm)
Cut-out Dimensions: 685 x 475 WxD (mm)



IMPERIA PLUS 783 BRB CI BK

Width (mm): 78 cm
Finish: Black Tempered Glass
Pan Support: Cast Iron
Knob: Premium Metallic with Black Inserts
Safety Device: FFD (Flame Failure Device)
Burners: 1 x 3Kw Triple Ring Flame + 2 x 1.7Kw Double Ring with Black Enamel Coating
Ignition: In-Built Auto Ignition with AC 230V Power Supply
Product Dimensions: 780 x 525 x 130 WxDxH (mm)
Cut-out Dimensions: 685 x 475 WxD (mm)



IMPERIA 783 BRB CI BK

Width (mm): 78 cm
Finish: Black Tempered Glass
Pan Support: Cast Iron
Knob: Premium Metallic with Black Inserts
Burners: 1 x 3Kw Triple Ring Flame + 2 x 1.7Kw Double Ring with Black Enamel Coating
Ignition: In-Built Auto Ignition with 1.5V DC Battery
Product Dimensions: 780 x 525 x 130 WxDxH (mm)
Cut-out Dimensions: 685 x 475 WxD (mm)



IMPERIA PLUS 604 BRB CI BK

Width (mm): 60 cm
Finish: Black Tempered Glass
Pan Support: Cast Iron
Knob: Premium Metallic with Black Inserts
Safety Device: FFD (Flame Failure Device)
Burners: 2 x 3Kw Triple Ring Flame + 2 x 1.7Kw Double Ring with Black Enamel Coating
Ignition: In-Built Auto Ignition with AC 230V Power Supply
Product Dimensions: 600 x 525 x 130 WxDxH (mm)
Cut-out Dimensions: 555 x 475 WxD (mm)





IMPERIA 604 BRB CI BK

Width (mm): 60 cm
 Finish: Black Tempered Glass
 Pan Support: Cast Iron
 Knob: Premium Metallic with Black Inserts
 Burners: 2 x 3Kw Triple Ring Flame + 2 x 1.7Kw
 Double Ring with Black Enamel Coating
 Ignition: In-Built Auto Ignition with 1.5V DC Battery
 Product Dimensions: 600 x 525 x 130 WxDxH (mm)
 Cut-out Dimensions: 555 x 475 WxD (mm)



IMPERIA 603 BRB CI BK

Width (mm): 60 cm
 Finish: Black Tempered Glass
 Pan Support: Cast Iron
 Knob: Premium Metallic with Black Inserts
 Burners: 1 x 3Kw Triple Ring Flame + 2 x 1.7Kw
 Double Ring with Black Enamel Coating
 Ignition: In-Built Auto Ignition with 1.5V DC Battery
 Product Dimensions: 600 x 525 x 130 WxDxH (mm)
 Cut-out Dimensions: 555 x 475 WxD (mm)



PRESENTING

SUPERIA RANGE OF BUILT-IN HOBS

EFFICIENT

- Heat Chamber Grid Design

ELEGANT

- Metallic Knobs

EFFECTIVE

- Spill Proof Drip Tray
- Auto Ignition
- Spill Proof Valve



DIRECT FLAME TECHNOLOGY | SPILL PROOF BURNER DESIGN | HEAT CHAMBER GRID DESIGN



SUPERIA HOB COOKTOP HYBRIDS



HOB SUPERIA HT 905 BR AI

Width (mm): 90 cm
 Burners: 5 Brass Burners
 Burner Type: 1 x 3.3 Kw Triple Ring Dual Flame Burner
 2 x 2 Kw Double Ring Burner
 2 x 1.6 Kw Double Ring Burner
 Pan Support: Black Enameled
 Product Dimensions: 860 x 450 x 56 WxDxH (mm)
 Cut-out Dimensions: 840 x 430 WxD (mm)



HOB SUPERIA HT 904 BR AI

Width (mm): 90 cm
 Burners: 4 Brass Burners
 Burner Type: 1 x 3.3 Kw Triple Ring Dual Flame Burner
 1 x 2 Kw Double Ring Burner
 2 x 1.6 Kw Double Ring Burner
 Pan Support: Black Enameled
 Product Dimensions: 860 x 450 x 56 WxDxH (mm)
 Cut-out Dimensions: 840 x 430 WxD (mm)



HOB SUPERIA HT 903 BR AI

Width (mm): 90 cm
 Burners: 3 Brass Burners
 Burner Type: 1 x 3.3 Kw Triple Ring Dual Flame Burner
 1 x 2 Kw Double Ring Burner
 1 x 1.6 Kw Double Ring Burner
 Pan Support: Black Enameled
 Product Dimensions: 860 x 450 x 56 WxDxH (mm)
 Cut-out Dimensions: 840 x 430 WxD (mm)



HOB SUPERIA HT 764 BR AI

Width (mm): 76 cm
 Burners: 4 Brass Burners
 Burner Type: 1 x 3.3 Kw Triple Ring Dual Flame Burner
 1 x 2 Kw Double Ring Burner
 2 x 1.6 Kw Double Ring Burner
 Pan Support: Black Enameled
 Product Dimensions: 760 x 450 x 56 WxDxH (mm)
 Cut-out Dimensions: 730 x 430 WxD (mm)



HOB SUPERIA HT 763 BR AI

Width (mm): 76 cm
 Burners: 3 Brass Burners
 Burner Type: 1 x 3.3 Kw Triple Ring Dual Flame Burner
 1 x 2 Kw Double Ring Burner
 1 x 1.6 Kw Double Ring Burner
 Pan Support: Black Enameled
 Product Dimensions: 760 x 450 x 56 WxDxH (mm)
 Cut-out Dimensions: 730 x 430 WxD (mm)



HOB SUPERIA HT 654 BR AI

Width (mm): 65 cm
 Burners: 4 Brass Burners
 Burner Type: 1 x 3.3 Kw Triple Ring Dual Flame Burner
 1 x 2 Kw Double Ring Burner
 2 x 1.6 Kw Double Ring Burner
 Pan Support: Black Enameled
 Product Dimensions: 650 x 520 x 56 WxDxH (mm)
 Cut-out Dimensions: 625 x 495 WxD (mm)



HOB SUPERIA HT 653 BR AI

Width (mm): 65 cm
 Burners: 3 Brass Burners
 Burner Type: 1 x 3.3 Kw Triple Ring Dual Flame Burner
 1 x 2 Kw Double Ring Burner
 1 x 1.6 Kw Double Ring Burner
 Pan Support: Black Enameled
 Product Dimensions: 650 x 520 x 56 WxDxH (mm)
 Cut-out Dimensions: 625 x 495 WxD (mm)



MAXUS HOB COOKING HYBRIDS



MULTI FLAME BURNER

- High Power 2.5KW Burner
- Lower Flame of 1.5KW provides consumer versatility in product usage

Brass Burner with Black Enamel Coating

Cast Iron Pan Support

Auto Ignition

Premium Metal Knobs with Golden Insets

MAXUS HOB COOKTOP HYBRIDS



MAXUS HT905 CRS BR CI AI

Width (mm): 86 cm
 Finish: 8 mm Black Tempered Glass
 Burners: 3 x 2.5Kw and 2 x 1.5Kw with Black Enamel Coating
 Ignition: In-Built Auto Ignition with 1.5V DC Battery
 Pan Support: Cast Iron
 Knob: Premium Metallic with Golden Insets
 Product Dimensions: 900 x 525 x 130 WxDxH (mm)
 Cut-out Dimensions: 825 x 475 WxD (mm)



MAXUS HT904 CRS BR CI AI

Width (mm): 90 cm
 Finish: 8 mm Black Tempered Glass
 Burners: 2 x 2.5Kw and 2 x 1.5Kw with Black Enamel Coating
 Ignition: In-Built Auto Ignition with 1.5V DC Battery
 Pan Support: Cast Iron
 Knob: Premium Metallic with Golden Insets
 Product Dimensions: 900 x 525 x 130 WxDxH (mm)
 Cut-out Dimensions: 825 x 475 WxD (mm)



MAXUS HT803 CRS BR CI AI

Width (mm): 80 cm
 Finish: 8 mm Black Tempered Glass
 Burners: 2 x 2.5Kw and 1 x 1.5Kw with Black Enamel Coating
 Ignition: In-Built Auto Ignition with 1.5V DC Battery
 Pan Support: Cast Iron
 Knob: Premium Metallic with Golden Insets
 Ignition: In-Built Auto Electric with 1.5V DC Battery
 Product Dimensions: 800 x 380 x 145 WxDxH (mm)
 Cut-out Dimensions: 705 x 325 WxD (mm)



MAXUS HT784 CRS BR CI AI

Width (mm): 78 cm
 Finish: 8 mm Black Tempered Glass
 Burners: 2 x 2.5Kw and 2 x 1.5Kw with Black Enamel Coating
 Ignition: In-Built Auto Ignition with 1.5V DC Battery
 Pan Support: Cast Iron
 Knob: Premium Metallic with Golden Insets
 Ignition: In-Built Auto Electric with 1.5V DC Battery
 Product Dimensions: 780 x 525 x 130 WxDxH (mm)
 Cut-out Dimensions: 685 x 475 WxD (mm)



MAXUS HT783 CRS BR CI AI

Width (mm): 78 cm
 Finish: 8 mm Black Tempered Glass
 Burners: 1 x 2.5Kw and 2 x 1.5Kw with Black Enamel Coating
 Ignition: In-Built Auto Ignition with 1.5V DC Battery
 Pan Support: Cast Iron
 Ignition: In-Built Auto Electric with 1.5V DC Battery
 Knob: Premium Metallic with Golden Insets
 Product Dimensions: 780 x 525 x 130 WxDxH (mm)
 Cut-out Dimensions: 685 x 475 WxD (mm)



MAXUS HT604 CRS BR CI AI

Width (mm): 60 cm
 Finish: 8 mm Black Tempered Glass
 Burners: 2 x 2.5Kw and 2 x 1.5Kw with Black Enamel Coating
 Ignition: In-Built Auto Ignition with 1.5V DC Battery
 Pan Support: Cast Iron
 Knob: Premium Metallic with Golden Insets
 Product Dimensions: 600 x 525 x 130 WxDxH (mm)
 Cut-out Dimensions: 555 x 475 WxD (mm)



MAXUS HT603 CRS BR CI AI

Width (mm): 60 cm
 Finish: 8 mm Black Tempered Glass
 Burners: 1 x 2.5Kw and 2 x 1.5Kw with Black Enamel Coating
 Ignition: In-Built Auto Ignition with 1.5V DC Battery
 Pan Support: Cast Iron
 Knob: Premium Metallic with Golden Insets
 Product Dimensions: 600 x 525 x 130 WxDxH (mm)
 Cut-out Dimensions: 555 x 475 WxD (mm)



HTG/HCT HOB COOKTOP HYBRIDS



TRIPLE & DUAL RING BURNER

- High Performance Burner
- Lotus Flame



- Glass Edge Protector
- Knob Protector
- Auto Ignition
- Special Grid Design for Higher Burner Efficiency

HTG HOB COOKTOP HYBRIDS




HTG 905 CRS BR CI

Width (mm): 90 cm
 Finish: 8 mm Black Tempered Glass
 Pan Support: Knob Protector Enameled Grid
 Knob: Premium Bakelite
 Burners: 3 x Triple Ring + 2 x Double Ring Brass Burners
 Ignition: In-Built Auto Ignition with 1.5V DC Battery
 Product Dimensions: 900 x 525 x 130 WxDxH (mm)
 Cut-out Dimensions: 825 x 470 WxD (mm)



HTG 754 CRS BR CI

Width (mm): 75 cm
 Finish: 8 mm Black Tempered Glass
 Pan Support: Knob Protector Enameled Grid
 Knob: Premium Bakelite
 Burners: 2 x Triple Ring + 2 x Double Ring Brass Burners
 Ignition: In-Built Auto Ignition with 1.5V DC Battery
 Product Dimensions: 750 x 525 x 130 WxDxH (mm)
 Cut-out Dimensions: 670 x 470 WxD (mm)



HTG 753 CRS LBK CI

Width (mm): 75 cm
 Finish: 8 mm Black Tempered Glass
 Pan Support: Knob Protector Enameled Grid
 Knob: Premium Bakelite
 Burners: 1 Medium + 2 x Double Ring Brass Burners
 Ignition: In-Built Auto Ignition with 1.5V DC Battery
 Product Dimensions: 750 x 525 x 130 WxDxH (mm)
 Cut-out Dimensions: 670 x 470 WxD (mm)



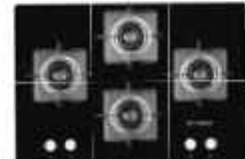
HTG 654 CRS BR CI/WH

Width (mm): 65 cm
 Finish: 8 mm Black /White Tempered Glass
 Pan Support: Knob Protector Enameled Grid
 Knob: Premium Bakelite
 Burners: 2 Triple Ring + 2 x Double Ring Brass Burners
 Ignition: In-Built Auto Ignition with 1.5V DC Battery
 Product Dimensions: 650 x 525 x 130 WxDxH (mm)
 Cut-out Dimensions: 595 x 470 WxD (mm)



HTG 653 CRS BR CI/WH

Width (mm): 65 cm
 Finish: 8 mm Black Tempered Glass
 Pan Support: Knob Protector Enameled Grid
 Knob: Premium Bakelite
 Burners: 1 x Triple Ring + 2 x Double Ring Brass Burners
 Ignition: In-Built Auto Ignition with 1.5V DC Battery
 Product Dimensions: 650 x 525 x 130 WxDxH (mm)
 Cut-out Dimensions: 595 x 470 WxD (mm)




HCT 754 SR CRS LBK CI

Width (mm): 75 cm
 Finish: 8 mm Black Tempered Glass
 Pan Support: Enameled Grid
 Knob: Premium Bakelite
 Burners: 2 Medium + 2 x Small Burner
 Ignition: In-Built Auto Ignition with 1.5V DC Battery
 Product Dimensions: 750 x 525 x 130 WxDxH (mm)
 Cut-out Dimensions: 670 x 470 WxD (mm)




HTG HOB COOKTOP HYBRIDS



HCT 753 SR CRS LBK CI

Width (mm): 75 cm
 Finish: 8 mm Black Tempered Glass
 Pan Support: Enameled Grid
 Knob: Premium Bakelite
 Burners: 2 Medium + 1 x Small Burner
 Ignition: In-Built Auto Ignition with 1.5V DC Battery
 Product Dimensions: 750 x 525 x 130 WxDxH (mm)
 Cut-out Dimensions: 670 x 470 WxD (mm)



HCT 654 CRR LBK CI

Width (mm): 65 cm
 Finish: 8 mm Black Tempered Glass
 Pan Support: Enameled Grid
 Knob: Premium Bakelite
 Burners: 2 Medium + 2 x Small Lotus
 Brass Burner with Black Enamel Coating
 Ignition: In-Built Auto Ignition with 1.5V DC Battery
 Product Dimensions: 650 x 525 x 130 WxDxH (mm)
 Cut-out Dimensions: 595 x 470 WxD (mm)



HCT 653 CRR LBK EI AI

Width (mm): 65 cm
 Finish: 8 mm Black Tempered Glass
 Pan Support: Enameled Grid
 Knob: Premium Bakelite
 Burners: 2 Medium + 1 x Small Lotus
 Brass Burner with Black Enamel Coating
 Ignition: In-Built Auto Ignition with 1.5V DC Battery
 Product Dimensions: 650 x 525 x 130 WxDxH (mm)
 Cut-out Dimensions: 595 x 470 WxD (mm)



GB SERIES

MINI TRIPLE RING BURNER
MEDIUM RING BURNER
IN-BUILT AUTO IGNITION



GB BUILT-IN HOBS



GB 724 SR 2MTC AUX

Width (mm): 72 cm
Finish: 8 mm Black Tempered Glass
Burners: 2 Medium Burner + 1 Small Burner + 1 Mini Triple Ring Burner
Ignition: In-Built Auto Ignition with AC 230V Power Supply
Pan Support: Knob Protector Enameled Grid
Knob: Premium Bakelite
Product Dimensions: 720 x 530 LxW (mm)
Cut-out Dimensions: 575 x 480 LxW (mm)



GB 724 2SR + MTC + AUX

Width (mm): 72 cm
Finish: 8 mm Black Tempered Glass
Burners: 1 Medium Burner + 2 Small Burner + 1 Mini Triple Ring Burner
Ignition: In-Built Auto Ignition with AC 230V Power Supply
Pan Support: Enameled Grid
Knob: Premium Bakelite
Product Dimensions: 720 x 530 LxW (mm)
Cut-out Dimensions: 575 x 480 LxW (mm)



GB 723 SR + 2MTC + AUX

Width (mm): 72 cm
Finish: 8 mm Black Tempered Glass
Burners: 1 Medium Burner + 1 Small Burner + 1 Mini Triple Ring Burner
Ignition: In-Built Auto Ignition with AC 230V Power Supply
Pan Support: Enameled Grid
Knob: Premium Bakelite
Product Dimensions: 720 x 530 LxW (mm)
Cut-out Dimensions: 575 x 480 LxW (mm)





COOKING RANGES



FCR 114L 5B HECIR

- Width: 90 cm
- Finish: Stainless Steel
- Oven Capacity: 114 Litres
- 5 Burners: 1 Triple Ring 4Kw 1 Mini Triple Ring 2.5Kw + 1 Large 3Kw + 2 Medium 1.75Kw
- Gas Grill
- Rotisserie
- Auto Ignition for Burners and Oven
- Digital Timer
- Cast Iron Grid
- Enamel Interior for Easy Cleaning
- Size: (WxDxH) : 900x600x890 mm



FCR 53L 4B CIR

- Width: 60 cm
- Finish: Stainless Steel
- Oven Capacity: 53 Litres
- 4 Burners: 1 Triple Ring 4Kw 1 Mini 1 Large 3Kw + 2 Medium 1.75Kw
- Gas Grill
- Rotisserie
- Auto Ignition for Burners and Oven
- Digital Timer
- Enamel Grid
- Enamel Interior for Easy Cleaning
- Size: (WxDxH) : 595x600x855 mm



FCR 52L 4B BEG

- Width: 55 cm
- Finish: Stainless Steel
- Oven Capacity: 52 Litres
- 4 Burners: 1 Mini Triple Ring 2.5 Kw 1 Large 3Kw + 2 Medium 1.75Kw
- Gas Grill
- Auto Ignition for Burners and Oven
- Digital Timer
- Enamel Grid
- Enamel Interior for Easy Cleaning
- Size: (WxDxH) : 555x570x890 mm



FCR 44L 4B 4FBK

- Width: 50 cm
- Finish: Black
- Oven Capacity: 44 Litres
- 4 Burners: 1 Large + 2 Medium + 1 Small
- Gas Grill
- Push Button Ignition for Burners and Oven
- Enamel Grid
- Enamel Interior for Easy Cleaning
- Size: (WxDxH) : 550x575x852 mm





BUILT-IN COMBO PRODUCTS

OVEN



FBIO 80L 10F GLM-Steamer

- 60 cm • 80 Ltr. Oven Capacity
- Electric Multifunction Oven
- A Class Energy Efficiency
- Full Black Glass Appearance
- 10 Cooking Functions • Electronic Auto Program
- Sensor Touch + Knob Control • Digital Timer
- Cooling Fan • Rotisserie
- Enamel Interior for easy cleaning
- Chromed side racks with anti-tilt system
- Oven Size (WxHxD): 594x594x569 mm
- Cut-out Size (WxH): 565x585-595 mm



FPO 621 BK

- 60 cm • 83 Ltr. Oven Capacity
- Black Glass Finish
- Electric Multifunction Oven
- 10 Cooking Functions • Electronic Auto Program
- Memory Function • Sensor Touch Control
- Digital Timer • Cooling Fan
- Rotisserie • Electronic Child lock
- Oven Size (WxHxD): 594x594x569 mm
- Cut-out Size (WxH): 565x585-595 mm




FBIO 67L 10F GLB

- 60 cm • 67 Ltr. Oven Capacity
- Black Finish
- Electric Multifunction Oven
- A Class Energy efficiency -15%
- 10 Cooking Functions • Electronic Auto Program
- Memory Function • Sensor Touch Control
- Digital Timer • Cooling Fan
- Rotisserie • Electronic Child lock
- Oven Size (WxHxD): 594x594x566 mm
- Cut-out Size (WxH): 565x585-595 mm



MICROWAVE



FBIMWO 38L GLM

- Width: 60 cm • Capacity: 38 L
- Finish: Mirror Glass
- Microwave • Grill • Convection
- Grill • Convection • Convection • Grill
- Defrost • Recipe • Combination Cooking
- Digital Timer • Electronic Push Button Control
- MWO Size: (WxHxD): 594x455x486 mm
- Cut-out Dimension: (WxH): 565x458 mm



FPM 621 BK

- Width: 60 cm • Capacity: 38 L
- Finish: Black Glass Finish
- Sensor Touch Control
- MWO • Grill • Convection functions
- Digital timer with auto cut off
- Auto cook menus
- Oven Size: (WxHxD): 594x455x486 mm
- Cut-out Size: (WXH): 565x458 mm



FBIMWO 32L GLB

- Width: 60 cm • Capacity: 32 L
- Finish: Black • Grill • Convection
- 10 Auto Cook Menus
- Defrost • Combination Cooking
- Digital Timer • Electronic Control
- Child Safety Lock
- MWO Size: (WxHxD): 595x468x388 mm
- Cut-out Dimension: (WxH): 560x380 mm



SIMPLY TOUCH TO BECOME A MASTERCHEF.

Built-in Oven with touch functions and auto-recipes.

72 PREPROGRAMED AUTO-RECIPES

AIR FRYER


ROTISSERIE

BUILT-IN OVENS



FBIO 83L 18F TFT BK-N

- 60 cm • 83 Ltr. Oven Capacity
- Electric Multifunction Oven
- A Class Energy Efficiency
- Full Black Glass Appearance
- 18 Cooking Functions • Electronic Auto Program
- TFT Touch Control • Digital Timer
- 3D hot air circulation system • Rotisserie
- Anti-Scalding Cold Door Technology
- Oven Size (WxHxD): 594x594x519 mm
- Cut-out Size (WxH): 565x585~595 mm



FBIO 83L 15F BK

- 60 cm • 83 Ltr. Oven Capacity
- Electric Multifunction Oven
- A Class Energy Efficiency
- Full Black Glass Appearance
- 15 Cooking Functions • Electronic Auto Program
- Sensor Touch Control • Digital Timer
- 3D hot air circulation system • Rotisserie
- Anti-Scalding Cold Door Technology
- Oven Size (WxHxD): 594x594x519 mm
- Cut-out Size (WxH): 565x585~595 mm



FBIO 83L 6F AF BK

- 60 cm • 83 Ltr. Oven Capacity
- Electric Multifunction Oven
- A Class Energy efficiency
- Full Black Glass Appearance
- 6 Cooking Functions • Electronic Auto Program
- Sensor Touch Control • Digital Timer
- 3D hot air circulation system • Air fry function
- Anti-Scalding Cold Door Technology
- Oven Size (WxHxD): 594x594x519 mm
- Cut-out Size (WxH): 565x585~595 mm



FBIO 82L 10F BK with ART

- 60 cm • 82 Ltr. Oven Capacity
- Pure Black Glass Appearance
- A Class Energy efficiency • 10 Cooking Functions
- Electronic Child Lock • Digital Timer
- Three layers glass door • Telescopic Guide
- Rotisserie
- Oven Size (WxHxD): 595x595x575 mm
- Cut-out Size (WxH): 565x585~595 mm



FBIO 80L 10F GLM-Steamer

- 60 cm • 80 Ltr. Oven Capacity
- Electric Multifunction Oven
- A Class Energy Efficiency
- Full Black Glass Appearance
- 10 Cooking Functions • Electronic Auto Program
- Sensor Touch + Knob Control • Digital Timer
- Cooling Fan • Rotisserie
- Enamel Interior for easy cleaning
- Chromed side racks with anti-tilt system
- Oven Size (WxHxD): 594x594x569 mm
- Cut-out Size (WxH): 565x585~595 mm



FBIO 80L 10F BS

- 60 cm • 80 Ltr. Oven Capacity
- A Class Energy efficiency • Sensor touch control
- Conventional top and bottom heat
- Full surface grill/Fan Assisted grill
- Top oven/Multi-Cooking/Defrosting
- LED fully electronic display • Auto Program
- Three layers glass door
- Removable inner Glass • 5 Shelf Positions
- Enamel Interior for easy cleaning
- Rotisserie • Digital Clock
- With 10 heating methods
- Oven Size (WxHxD): 594x594x569 mm
- Cut-out Size (WxH): 565x585~595 mm





FBIO 80L 8F / FBIO 80L 8F BK

- 60 cm • 80 Ltr. Oven Capacity
- Electric Multifunction Oven
- A Class Energy efficiency • 8 Cooking Functions
- Touch + Push / Pull Knob Control • Digital Display
- Electronic timer • Auto Program
- Three layers glass door • Cool touch glass
- 5 Shelf Positions • Side rack support
- Enamel Interior for easy cleaning
- Oven Size (WxHxD): 594x594x569 mm
- Cut-out Size (WxH): 565x585-595 mm



Also available in Stainless Steel Strips



FBIO 80L 6F / FBIO 80L 6F BK

- 60 cm • 80 Ltr. Oven Capacity
- Electric Multifunction Oven
- A Class Energy efficiency • 6 Cooking Functions
- Knob Control • Mechanical Timer
- Convection Fan • Cooling Fan • Rotisserie
- Three layers glass door • Cool Touch Glass
- 5 Shelf Positions • Side rack support
- Enamel Interior for easy cleaning
- Oven Size (WxHxD): 594x594x569 mm
- Cut-out Size (WxH): 565x585-595 mm



Also available in Stainless Steel Strips



FBIO 80L 4F / FBIO 80L 4F BK

- 60 cm • 80 Ltr. Oven Capacity
- Electric Multifunction Oven
- A Class Energy efficiency • 4 Cooking Functions
- Knob Control • Mechanical Timer
- Convection Fan • Three layers glass door
- Cool Touch Glass • 5 Shelf Positions
- Enamel Interior for easy cleaning
- Oven Size (WxHxD): 594x594x569 mm
- Cut-out Size (WxH): 565x585-595 mm



Also available in Stainless Steel Strips



FPO 621 SS

- 60 cm • 83 Ltr. Oven Capacity
- Black Glass with SS Trim Finish
- 10 Cooking Functions
- Electronic Auto Program
- Sensor Touch • Digital Timer
- Cooling Fan • Rotisserie
- Oven Size (WxHxD): 594x594x569 mm
- Cut-out Size (WxH): 565x585-595 mm



FPO 621 BK

- 60 cm • 83 Ltr. Oven Capacity
- Black Glass Finish
- Electric Multifunction Oven
- 10 Cooking Functions • Electronic Auto Program
- Memory Function • Sensor Touch Control
- Digital Timer • Cooling Fan
- Rotisserie • Electronic Child lock
- Oven Size (WxHxD): 594x594x569 mm
- Cut-out Size (WxH): 565x585-595 mm




FBIO 67L 10F GLB

- 60 cm • 67 Ltr. Oven Capacity
- Black Finish
- Electric Multifunction Oven
- A Class Energy efficiency -15%
- 10 Cooking Functions • Electronic Auto Program
- Memory Function • Sensor Touch Control
- Digital Timer • Cooling Fan
- Rotisserie • Electronic Child lock
- Oven Size (WxHxD): 594x594x566 mm
- Cut-out Size (WxH): 565x585-595 mm

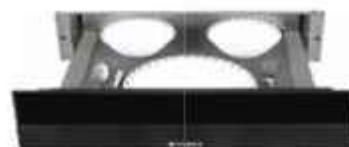


WARMER DRAWER



FBIO 80L 5F BK

- 60 cm • 80 Ltr. Oven Capacity
- Black Glass with SS Trim Finish
- 5 Cooking Functions
- Two layers glass door
- Mechanical Timer
- A Class Energy efficiency
- Oven Size (WxHxD): 595x595x575 mm
- Cut-out Size (WxH): 565x585-595 mm



FBI WD 6P TC BS

- 14 cm deep warming drawer, suitable for installation in a 60 cm high niche together with a 60 cm width steam oven, microwave combi oven, or with a coffee machine usable height approx. 10 cm
- 6 place settings or 20 plates or 28 cm or up to 80 Espresso cups or 40 Cappuccino cups (depending on size and style) Max. load 20 kg
- Hot air fan system for heating crockery
- Temperatures freely adjustable from approx. 30° - 80°
- Illuminated on / off switch
- 230 V, 50Hz, 432W
- Touch Control
- Telescopic full-depth pull-out with press + release Mechanism
- Anti slip mat
- Push-to-open-door
- Cool front





BUILT-IN MICROWAVE OVENS



FBI MWO 44L CGS TC

- Width: 60 cm • Capacity: 44 L
- Finish: Black
- 13 Auto Cook Menus
- Solo + Grill + Convection
- Led Display • Child Safety Lock
- Defrost • Triple layers glass door
- Digital Timer • Touch Control
- MWO Size: (WxHxD): 595x454x568 mm
- Cut-out Dimension: (WxH): 560x460 mm




FBIMWO 38L CGS BS

- Capacity 38 L
- Fully sensor touch control
- LED fully electronic display
- Cooking duration setting
- Door interlock (safety switch)
- Stainless steel cavity
- Digital clock with automatic cut off timer
- Child Lock System • Defrost • Recipe
- Microwave + Grilling + Convection
- MWO Size (WxHxD): 594x455x486 mm
- Cut-out Dimension (WxH): 565x458 mm



FPM 621 BK

- Width: 60 cm • Capacity: 38 L
- Finish: Black Glass Finish
- Sensor Touch Control
- MWO + Grill + Convection functions
- Digital timer with auto cut off
- Auto cook menus
- Oven Size: (WxHxD): 594x455x486 mm
- Cut-out Size: (WXH): 565x458 mm



FBIMWO 38L GLM

- Width: 60 cm • Capacity: 38 L
- Finish: Mirror Glass
- Microwave + Grill + Convection
- Grill + Convection • Convection • Grill
- Defrost • Recipe • Combination Cooking
- Digital Timer • Electronic Push Button Control
- MWO Size: (WxHxD): 594x455x486 mm
- Cut-out Dimension: (WxH): 565x458 mm



FBI MWO 34 CGS

- Capacity: 34 L
- Finish: Black • SS cavity
- 10 Auto Cook Menus
- Solo + Grill + Convection
- Defrost by weight and time
- Drop down open door type
- Power Level 5 • Touch Control
- MWO Size: (WxHxD): 595x382x492 mm
- Cut-out Dimension: (WxH): 560x380 mm



FBIMWO 32L GLB

- Width: 60 cm • Capacity: 32 L
- Finish: Black • Grill + Convection
- 10 Auto Cook Menus
- Defrost • Combination Cooking
- Digital Timer • Electronic Control
- Child Safety Lock
- MWO Size: (WxHxD): 595x468x388 mm
- Cut-out Dimension: (WxH): 560x380 mm





FBIMWO 32L CGS

- Width: 60 cm • Capacity: 32 L
- Finish: Stainless Steel
- Grill + Convection
- 10 Auto Cook Menus
- Defrost • Combination Cooking
- Digital Timer • Electronic Control
- Child Safety Lock
- MWO Size: (WxHxD): 595x468x388 mm
- Cut-out Dimension: (WxH): 560x380 mm



FBIMWO 25L CGS BK

- Width: 60 cm • Capacity: 25 L
- Finish: Black / White
- Grill + Convection
- 10 Auto Cook Menus
- Defrost • Combination Cooking
- Digital Timer • Electronic Control
- Child Safety Lock
- MWO Size: (WxHxD): 595x470x388 mm
- Cut-out Dimension: (WxH): 560x380 mm



FBI MWO 25 SG

- Capacity: 25 L
- Finish: Black • SS cavity
- 8 Auto Cook Menus
- Solo + Grill + Function
- Control- Electronic push button
- Defrost by weight and time
- Push open door type
- Power Level 5
- MWO Size: (WxHxD): 595x388x403 mm
- Cut-out Dimension: (WxH): 560x380 mm



FBIMWO 25L CGS

- Width: 60 cm • Capacity: 25 L
- Finish: Stainless Steel
- Grill + Convection
- 10 Auto Cook Menus
- Defrost • Combination Cooking
- Digital Timer • Electronic Push Button Control
- MWO Size: (WxHxD): 594x470x388 mm
- Cut-out Dimension: (WxH): 560x380 mm



FBIMWO 20L SG BK

- Width: 60 cm • Capacity: 20 L
- Finish: Black
- Grill • 10 Auto Cook Menus
- Defrost • Combination Cooking
- Digital Timer • Touch Control
- Child Safety Lock
- MWO Size: (WxHxD): 594x344x382 mm
- Cut-out Dimension: (WxH): 560x362 mm



FBIMWO 20L SG

- Width: 60 cm • Capacity: 20 L
- Finish: Stainless Steel
- Grill • 10 Auto Cook Menus
- Defrost • Combination Cooking
- Digital Timer • Electronic Control
- Child Safety Lock
- MWO Size: (WxHxD): 595x344x382 mm
- Cut-out Dimension: (WxH): 560x362 mm



3D WASH TECHNOLOGY

Dishwashers Plate up for more.



DISHWASHERS



FBID 8PR 14S (Built-in)

- 8 Washing Programs
- 14 Place capacity
- SS Finish
- Dual Zone Wash
- Power Memory
- Auto Wash
- Extra Drying
- LED Display
- Natural Drying
- 1-24 hours Delay
- Salt and rinse aid indicators
- Electronic Aqua Stop
- A+++/A/A (energy, cleaning, drying)
- Product Dimension (HxWxD): 815x598x600 mm
- Cut-out Dimension: (HxWxD): 820-890x600x580 mm



FSID 8PR 14S (Semi Integration)

- 8 Washing Programs
- 14 Place capacity
- SS Finish
- Dual Zone Wash
- Power Memory
- Child Safety Lock
- Power wash/Extra drying/Express
- LED Display
- Natural Drying
- 1-24 hours Delay
- Salt and rinse aid indicators
- Electronic Aqua Stop
- A+++/A/A (energy, cleaning, drying)
- Product Dimension (HxWxD): 845x598x600 mm
- Cut-out Dimension: (HxWxD): 820-890x645x645 mm



FFSD 8PR 14S BK

- 8 Washing Programs
- 14 Place capacity
- Black Finish
- Dual Zone Wash
- Power Memory
- Child Safety Lock
- Power wash/Extra drying/Express
- LED Display
- Natural Drying
- 1-24 hours Delay
- Salt and rinse aid indicators
- Electronic Aqua Stop
- A+++/A/A (energy, cleaning, drying)
- Product Dimension (HxWxD): 845x598x600 mm



FFSD 8PR 14S

- 8 Washing Programs
- 14 Place capacity
- Stainless Steel Finish
- Dual Zone Wash
- Power Memory
- Child Safety Lock
- Power wash/Extra drying/Express
- LED Display
- Natural Drying
- 1-24 hours Delay
- Salt and rinse aid indicators
- Electronic Aqua Stop
- A+++/A/A (energy, cleaning, drying)
- Product Dimension (HxWxD): 845x598x600 mm





FFSD 6PR 125 Neo Black

- 6 Washing Programs
- 12 Place capacity
- Neo Black Finish
- Half Load
- Power Memory
- Electronic Push Button Control
- Display
- Natural Drying
- 1-24 hours Delay
- Salt and rinse aid indicators
- Self Clean
- Self Clean Filter System
- A+++/A/A (energy, cleaning, drying)
- Product Dimension (HxWxD): 845x598x600 mm

FFSD 6PR 125 Neo Inox

- 6 Washing Programs
- 12 Place capacity
- Neo Inox Finish
- Half Load
- Power Memory
- Electronic Push Button Control
- Display
- Natural Drying
- 1-24 hours Delay
- Salt and rinse aid indicators
- Self Clean
- Self Clean Filter System
- A+++/A/A (energy, cleaning, drying)
- Product Dimension (HxWxD): 845x598x600 mm

FFSD 6PR 125 Neo White

- 6 Washing Programs
- 12 Place capacity
- Neo White Finish
- Half Load
- Power Memory
- Electronic Push Button Control
- Display
- Natural Drying
- 1-24 hours Delay
- Salt and rinse aid indicators
- Self Clean
- Self Clean
- A+++/A/A (energy, cleaning, drying)
- Product Dimension (HxWxD): 845x598x600 mm



FFSD 6PR 8S Ace Black

- 6 Washing Programs
- 8 Place capacity
- Black Finish
- Half Load
- Power Memory
- Electronic Push Button Control
- LED Display
- Natural Drying
- 1-24 hours Delay
- Salt and rinse aid indicators
- Self Clean Filter System
- A++++/A/A (energy, cleaning, drying)
- Product Dimension (HxWxD): 845x598x600 mm
- Cut-out Dimension (HxWxD): 662x605x555 mm

FFSD 6PR 8S Ace Inox

- 6 Washing Programs
- 8 Place capacity
- Inox Finish
- Half Load
- Power Memory
- Electronic Push Button Control
- LED Display
- Natural Drying
- 1-24 hours Delay
- Salt and rinse aid indicators
- Self Clean Filter System
- A++++/A/A (energy, cleaning, drying)
- Product Dimension (HxWxD): 595x550x500 mm
- Cut-out Dimension (HxWxD): 662x605x555 mm



For Wine that's Truly *Fine*

Bring home a Faber Wine Chiller and enjoy your favourite drink the way it's meant to be.



46 BOTTLES



Available Capacities:



RANGE OF WINE CHILLERS



JCF 145S

Dual zone : 5-20°C / 41-68°F
Triple Glazed Glass door
5 Wooden Shelves (46 bottles)
Reversible Door
Touchpad controller with LED display
Tropical Climate Class
Circulated Fan cooling system with R600a
Frost Free System : Yes
Product Dimension (HxWxD): 865x595x570 mm



JCF 88

Single zone : 5-20°C / 41-68°F
Triple Glazed Glass door
5 Wooden Shelves (33 bottles)
Reversible Door
Touchpad controller with LED display
Tropical Climate Class
Circulated Fan cooling system with R600a
Frost Free System : Yes
Product Dimension (HxWxD): 865x380x570 mm



JCF 58

Single Zone : 5-20°C / 41-68°F
Triple Glazed Glass door
5 Wooden Shelves (20 bottles)
Reversible Door
Touchpad controller with LED display
Tropical Climate Class
Circulated Fan cooling system with R600a
Frost Free System : Yes
Product Dimension (HxWxD): 820x295x570 mm



JCF 20

Single Zone : 5-20°C / 41-68°F
Triple Glazed Glass door
Shelves (7 bottles)
Reversible Door
Touchpad controller with LED display
Tropical Climate Class
Circulated Fan cooling system with R600a
Frost Free System : Yes
Product Dimension (HxWxD): 870x150x525 mm



Top of the Line Features:



TROPICAL-CLASS CLIMATE CONTROL



REVERSIBLE DOOR OPTION



DUAL ZONE



R600a ECO-FRIENDLY REFRIGERANT



TRIPLE-GLAZED LOW EMISSION GLASS



FROST FREE



WOODEN SHELVES



Faster and Even cooling Everywhere

360° Airflow technology provide cold air where it is easily lost, keeping your food fresher.



BUILT-IN REFRIGERATOR

FBIR BCD-256 RAC

Model Name	FBIR BCD-256 RAC
Finish	White
Capacity	256L
Construction Type	Built-in
Energy Efficiency Class	A+
Climate Class	N-T
Temp. Control (mechanical / electronic)	electronic
Location of control panel	Outside - on the top stripe
Display	Electronic
Function	Super cooling, Super freezing, ECO function, Holiday function
Door	Reversible
Refrigerant	R-600a
Alarm (refrig / freezer)	High temperature, Opened door
No. of Shelves in Refrigerator	4
Number of Freezer Drawers	3
Voltage (V)	220 - 240
Frequency (Hz)	50
Size/Dimension H×W×D (cm)	177 x 54 x 54




Introducing

Cooking Ka Naya GENIUS

FABER
FRANKE'S AIR EXPERT

LIFTABLE BURNERS
FOR EASY CLEANING



8 mm Thick
Toughened Glass



Optimum Gas
Consumption



Cast Iron Pan
Support



High Thermal
Efficiency



Imported
Valves



Innovative
Design

GENIUS COOKTOPS



COOKTOP GENIUS 804 AI BK

Width: 80cm
Burners: 4 Brass Burners
Glass: Black
Burners: 2 Big+2 Small
Pan Support: Black Enameled
Controls: Black ABS Konbs
Ignition: Auto
Size (LxWxH): 800*550*150



COOKTOP GENIUS 753 AI BK

Width: 75cm
Burners: 3 Brass Burners
Glass: Black
Burners: 2 Big +1 Small
Pan Support: Black Enameled
Controls: Black ABS Konbs
Ignition: Auto
Size (LxWxH): 750*435*150



COOKTOP GENIUS 704 BK

Width: 70cm
Burners: 4 Brass Burners
Glass: Black
Burners: 2 Big+2 Small
Pan Support: Black Enameled
Controls: Black ABS Konbs
Ignition: Non-Auto
Size (LxWxH): 700*550*150



COOKTOP GENIUS 753 BK

Width: 75cm
Burners: 3 Brass Burners
Glass: Black
Burners: 2 Big+ 1 Small
Pan Support: Black Enameled
Controls: Black ABS Konbs
Ignition: Non-Auto
Size (LxWxH): 750*435*150



COOKTOP GENIUS 752 BK

Width: 75cm
Burners: 2 Brass Burners
Glass: Black
Burners: 2 Big
Pan Support: Black Enameled
Controls: Black ABS Konbs
Ignition: Non-Auto
Size (LxWxH): 750*435*150





SAVE YOUR HOME FROM DANGERS OF GAS LEAKS.

STATE-OF-THE-ART FABER RANGE OF COOKTOPS
WITH EUROPEAN GAS VALVES KEEPS YOUR KITCHEN SAFE.



Push Auto Start Regulator

ERGONOMICALLY DESIGNED
USE ONLY ONE HAND TO IGNITION



Glass Top

TOUGHENED GLASS
BLACK & WHITE COLOR



High Performance Burners

ALLOY BURNER
SHOT BLAST BRASS BURNER

METAL COOKTOPS FOR
Convenient Cooking

COOKTOPS



COOKTOP HILUX MAX 4BB SS

- 2.0 mm Stainless Steel (Mirror Finish)
- 4 Brass Burner: 1 Jumbo + 1 Medium + 2 Small
- Diamond Coated Pan Support
- Stainless Steel Drip Tray
- Size (WxDxH): 630 x 500 x 100 mm



COOKTOP HILUX MAX 3BB SS

- 2.0 mm Stainless Steel (Mirror Finish)
- 3 Brass Burner: 1 Jumbo + 1 Medium + 1 Small
- Diamond Coated Pan Support
- Stainless Steel Drip Tray
- Size (WxDxH): 770 x 380 x 100 mm



COOKTOP HILUX MAX 2BB SS

- 2.0 mm Stainless Steel (Mirror Finish)
- 2 Brass Burner: 1 Jumbo + 1 Small
- Diamond Coated Pan Support
- Stainless Steel Drip Tray
- Size (WxDxH): 690 x 360 x 100 mm



ROMA 4BB BK CI

- 2.0 mm MS with Diamond Coating Finish
- 4 Brass Burner: 1 Jumbo + 1 Medium + 2 Small
- Diamond Coated Pan Support
- Heat Resistant Metal Knobs
- Diamond Coated Drip Tray
- Size (WxDxH): 630 x 500 x 100 mm



ROMA 3BB BK CI

- 2.0 mm MS with Diamond Coating Finish
- 3 Brass Burner: 1 Jumbo + 1 Medium + 1 Small
- Diamond Coated Pan Support
- Heat Resistant Metal Knobs
- Diamond Coated Drip Tray
- Size (WxDxH): 770 x 380 x 100 mm



ASTRA 4BB SS

- Stainless Steel Finish Frame
- 4 Brass Burner: 1 Super Jumbo + 1 Medium + 2 Small
- Powder Coated Round Pan Support
- Fixed Round Drip Tray
- Size (WxDxH): 585 x 500 x 100 mm





COOKTOP CRYSTAL 4BB SS

- 1 mm Stainless Steel Draw Body
- 4 Brass Burner: 2 Medium + 2 Small
- Euro Coated Pan Support
- Size (WxDxH): 600 x 520 x 100 mm



COOKTOP CRYSTAL 3BB SS

- 1 mm Stainless Steel Draw Body
- 3 Brass Burner: 2 Medium + 1 Small
- Euro Coated Pan Support
- Size (WxDxH): 720 x 360 x 100 mm



COOKTOP CRYSTAL 2BB SS

- 1 mm Stainless Steel Draw Body
- 2 Brass Burner: 1 Medium + 1 Small
- Euro Coated Pan Support
- Size (WxDxH): 660 x 330 x 100 mm



ASTRA 3BB SS

- Stainless Steel Finish Frame
- 3 Brass Burner: 1 Super Jumbo + 1 Medium + 1 Small
- Powder Coated Round Pan Support
- Fixed Round Drip Tray
- Size (WxDxH): 690 x 360 x 100 mm



ASTRA 2BB SS

- Stainless Steel Finish Frame
- 2 Brass Burner: 1 Super Jumbo + 1 Medium
- Powder Coated Round Pan Support
- Fixed Round Drip Tray
- Size (WxDxH): 560 x 280 x 100 mm



An Ultimate Blend Of Performance & Style Range of Glass Cooktops



COOKTOPS



NiOS DLX 754 BB BK AI

- Slim Type with 8 mm Tempered Glass
- 4 Brass Burner: 1 Jumbo + 2 Medium + 1 Small
- Auto Ignition (Battery Operated)
- Diamond Coated Pan Support
- Heat Resistant Metal Knobs
- Stainless Steel Drip Tray
- Size (WxDxH): 750 x 500 x 100 mm



NiOS DLX 753 BB BK AI

- Slim Type with 8 mm Tempered Glass
- 3 Brass Burner: 1 Jumbo + 1 Medium + 1 Small
- Auto Ignition (Battery Operated)
- Diamond Coated Pan Support
- Heat Resistant Metal Knobs
- Stainless Steel Drip Tray
- Size (WxDxH): 750 x 500 x 100 mm



NiOS DLX 905 BB BK

- Slim Type with Black Matt Finish Frame
- 5 Brass Burner: 2 Jumbo + 2 Medium + 1 Small
- Diamond Coated 5mm Grid Pan Support
- Heat Resistant Metal Knobs
- Diamond Coated Drip Tray
- Size (WxDxH): 905 x 510 x 100 mm



NiOS DLX 754 BB BK

- Slim Type with Black Matt Finish Frame
- 4 Brass Burner: 1 Jumbo + 2 Medium + 1 Small
- Diamond Coated 5mm Grid Pan Support
- Heat Resistant Metal Knobs
- Diamond Coated Drip Tray
- Size (WxDxH): 750 x 510 x 100 mm



NiOS DLX 753 BB BK

- Slim Type with Black Matt Finish Frame
- 3 Brass Burner: 1 Jumbo + 1 Medium + 1 Small
- Diamond Coated 5mm Grid Pan Support
- Heat Resistant Metal Knobs
- Diamond Coated Drip Tray
- Size (WxDxH): 750 x 510 x 100 mm



NiOS DLX 653 BB BK

- Slim Type with Black Matt Finish Frame
- 3 Brass Burner: 1 Jumbo + 1 Medium + 1 Small
- Diamond Coated 5mm Grid Pan Support
- Heat Resistant Metal Knobs
- Diamond Coated Drip Tray
- Size (WxDxH): 600 x 510 x 100 mm





ELITE 4BB BK CI

- Frame: Black Matt
- 4 Brass Burner: Forged Burners with Logo
1 Jumbo + 2 Medium + 1 Small
- Pan support: 800 GM Diamond Coated
- Tray: Black Enameled
- Size (WxDxH): 640 x 510 x 100 mm



ELITE 2BB BK CI

- Black Matt Frame
- 2 Brass Burner: Forged Burners with Logo
1 Jumbo + 1 Small
- Pan support: 800 GM Diamond Coated
- Tray: Black Enameled
- Size (LxWxH): 650 x 380 x 100 mm



PRINCE 4BB BK

- Slim Type with Black Powder Coated Frame
- 4 Brass Burner: 1 Jumbo + 2 Medium + 1 Small
- High temperature resistance diamond coated Pan Support
- Champagne gold finish edge protector
- Diamond Coated Drip Tray
- Size (WxDxH): 720 x 500 x 80 mm



PRINCE 3BB BK

- Slim Type with Black Powder Coated Frame
- 3 Brass Burner: 1 Jumbo + 1 Medium + 1 Small
- High temperature resistance diamond coated Pan Support
- Champagne gold finish edge protector
- Diamond Coated Drip Tray
- Size (WxDxH): 770 x 380 x 80 mm



ONYX 4BB BK CK AI / ONYX 4BB BK CI

- Black Powder Coated Frame
- 4 Brass Burner: 1 Jumbo + 2 Medium + 1 Small
- Ignition: Auto/Manual
- Diamond Coated Pan Support
- Diamond Coated Drip Tray
- Size (WxDxH): 635 x 500 x 100 mm



ONYX 3BB BK CK AI / ONYX 3BB BK CI

- Black Powder Coated Frame
- 3 Brass Burner: 1 Jumbo + 1 Medium + 1 Small
- Ignition: Auto/Manual
- Diamond Coated Pan Support
- Diamond Coated Drip Tray
- Size (WxDxH): 770 x 380 x 100 mm



REMO XL 4BB AI / REMO XL 4BB BK

- Slim Black Powder Coated Frame
- 4 Brass Burner: 1 Jumbo + 2 Medium + 1 Small
- Ignition: Auto/Manual
- Powder Coated Square Pan Support
- Matt Finish SS Tray
- Size (WxDxH): 630 x 500 x 80 mm



REMO 4BB BK

- Slim Black Powder Coated Frame
- 4 Brass Burner: 1 Jumbo + 2 Medium + 1 Small
- Powder Coated Square Pan Support
- Matt Finish SS Tray
- Size (WxDxH): 630 x 500 x 80 mm



REMO 3BB BK

- Slim Black Powder Coated Frame
- 3 Brass Burner: 1 Jumbo + 1 Medium + 1 Small
- Powder Coated Square Pan Support
- Matt Finish SS Tray
- Size (WxDxH): 770 x 385 x 80 mm





REMO 2BB BK

- Slim Black Powder Coated Frame
- 2 Brass Burner: 1 Jumbo + 1 Small
- Powder Coated Square Pan Support
- Matt Finish SS Tray
- Size (WxDxH): 700 x 290 x 80 mm



JUMBO NEO XL 4BB AI / JUMBO NEO XL 4BB BK

- Black Matt Frame
- 4 Burner: 1 Jumbo + 2 Medium + 1 Small
- Black Coated Round Pan Support
- Ignition: Auto/Manual
- SS Double Round Drip Tray
- Glass Size (WxDxH): 690 x 500 x 100 mm



JUMBO XL AI 4BB/JUMBO XL 4BB

- Black Matt Frame
- 4 Burner: 1 Jumbo + 2 Medium + 1 Small
- Black Coated Round Pan Support
- Ignition: Auto/Manual
- Double Round Drip Tray
- Glass Size (WxDxH): 950 x 360 x 100 mm



DOUBLE JUMBO 4BB BK

- Black Matt Frame
- 4 Burner: 2 Jumbo + 1 Medium + 1 Small
- Powder Coated Round Pan Support
- Double Round Drip Tray
- Glass Size (WxDxH): 630 x 500 x 100 mm



DOUBLE JUMBO 3BB BK

- Black Matt Frame
- 3 Burner: 2 Jumbo + 1 Small
- Powder Coated Round Pan Support
- Double Round Drip Tray
- Glass Size (WxDxH): 770 x 360 x 100 mm



JUMBO 4BB BK

- Black Powder Coated Frame
- 4 Brass Burner: 1 Jumbo + 2 Medium + 1 Small
- Powder Coated Round Pan Support
- Double Round Drip Tray
- Size (WxDxH): 635 x 500 x 100 mm
- Also Available in Auto Ignition Push Button



JUMBO 4BB SS

- Stainless Steel Finish Frame
- 4 Brass Burner: 1 Jumbo + 1 Medium + 2 Small
- Powder Coated Round Pan Support
- Double Round Drip Tray
- Size (WxDxH): 635 x 500 x 100 mm



JUMBO 3BB BK

- Black Powder Coated Frame
- 3 Brass Burner: 1 Jumbo + 1 Medium + 1 Small
- Powder Coated Round Pan Support
- Double Round Drip Tray
- Size (WxDxH): 770 x 360 x 100 mm
- Also Available in Auto Ignition Push Button



JUMBO 3BB SS

- Stainless Steel Finish Frame
- 3 Brass Burner: 1 Jumbo + 1 Medium + 1 Small
- Powder Coated Round Pan Support
- Double Round Drip Tray
- Size (WxDxH): 770 x 380 x 100 mm





JUMBO 2BB BK

- Black Powder Coated Frame
- 2 Brass Burner: 1 Jumbo + 1 Small
- Powder Coated Round Pan Support
- Double Round Drip Tray
- Size (WxDxH): 600 x 360 x 100 mm



CURVO MIRROR 4BB SS

- Brush Steel Finish Frame
- 4 Brass Burner: 1 Jumbo + 2 Medium + 1 Small
- Heat Resistant Euro Coating
- Round Pan Support
- Removable Round Drip Tray
- Size (WxDxH): 630 x 510 x 100 mm



CURVO MIRROR 3BB SS

- Brush Steel Finish Frame
- 3 Brass Burner: 1 Jumbo + 1 Medium + 1 Small
- Heat Resistant Euro Coating
- Round Pan Support
- Removable Round Drip Tray
- Size (WxDxH): 770 x 370 x 100 mm



SPARK 4BB BK

- Slim Type with Black Powder Coated Frame
- 4 Brass Burner: 1 Jumbo + 2 Medium + 1 Small
- Powder Coated Round Pan Support
- SS Round Drip Tray
- Size (WxDxH): 630 x 500 x 80 mm



SPARK 3BB BK

- Slim Type with Black Powder Coated Frame
- 3 Brass Burner: 1 Jumbo + 1 Medium + 1 Small
- Powder Coated Round Pan Support
- SS Round Drip Tray
- Size (WxDxH): 770 x 380 x 80 mm



POWER 4BB BK / GRAND 4BB BK

- Black Powder Coated Frame
- 4 Brass Burner: 2 Medium + 2 Small
- Powder Coated Round Pan Support
- Fixed Round Drip Tray
- Size (WxDxH): 585 x 500 x 100 mm



POWER 3BB BK / GRAND 3BB BK

- Black Powder Coated Frame
- 3 Brass Burner: 2 Medium + 1 Small
- Powder Coated Round Pan Support
- Fixed Round Drip Tray
- Size (WxDxH): 690 x 360 x 100 mm



ARROW 2BB BK

- Black Powder Coated Frame
- 2 Brass Burner: 1 Medium + 1 Small
- Powder Coated Round Pan Support
- Fixed Round Drip Tray
- Size (WxDxH): 600 x 290 x 100 mm



All The *Innovation* Your Kitchen Demands.

Faber Small Kitchen Appliances:
experience the best of technology, design & safety.





Scan to Download
Faber Master Catalogue



FRANKE FABER INDIA PRIVATE LIMITED

Regd. Office/ Factory: 1086/1/2, Sanaswad, Nagar Road, Tal Shirur, Pune 412208, Maharashtra, India
Toll Free Helpline: 1800 209 3484, email: ks-customer@franke.com, website: www.faberindia.com

Follow us on:  /FaberIndia  /faberindia  /FaberSpaIndia

Franke Faber India Private Limited is Licensed User of ®Trademark of FABER S.P.A

Features and specifications are subject to change without prior notice. Pictorial representation may not be identical to actual product.
The Dimensions written are for reference purpose only and may not be an exact representation of the product, refer installation guide for actual cut-out.