

www.geka.es

Hydracrop 55

- World leader in punching and shearing solutions
- Worldwide distribution network
- Proven quality, design and craftsmanship
- Continuous innovation
- Complete after sales service
- Great versatility that includes the highest range in accessories and optional equipments in the market
- The only machine fully produced and manufactured in the European Union
- All GEKA machines are special order. GEKA is the only ironworker that you can customize to fit your needs

www.geka.es

Distributor

Where production requires twin operator machines, higher speeds or greater capacity, **GEKA** provides the solution with the **HYDRACROP** range with five working stations: punching, notching, shearing of flat bars, angles and \emptyset and \square bars.

HYDRACROP 55	
SHEAR FOR FLAT BARS	
Shearing capacity	300x15 / 200x20 mm
Length of blades	305 mm
Working height	880 mm
SHEAR FOR SECTION IRON	
Shearing capacity	1100 Kn
L at 90 °	120x120x10
L at 45	70x70x7
SHEAR FOR BARS	
Round bar \emptyset	40 mm
Square bar \square	40 mm
WITH SPECIAL BLADES	
UPN Profiles	120 mm
IPN Profiles	120 mm
NOTCHING	
Plate thickness	10 mm
Depth	90 mm
Width	42 mm
PUNCHING	
Punching power	550 Kn
Maximum capacity with quick change and die with gooseneck die holder	\emptyset 40x10 \emptyset 20x20



Punching station

The punching station is fitted with an independent cylinder that creates a large, flexible, universal workstation easily adaptable for mounting special tools and "die sets".

-  Cylinder support
-  Split double acting cylinder
-  Limit switches for punch travel setting
-  Generous travel for bending, deep-drawing, forming jobs etc
-  Adjustable generous non-turning guiding
-  Additional guiding for damping of offset forces and protection of hydraulic seals
-  Spindle for fitting of special tools
-  Quick punch change
-  Adjustable material stripper
-  Table with millimetre scales, included in production package
-  Adjustable measuring stop up to 500 mm
-  Gooseneck die-holder for punching channel and section
-  Adjustable bolster locking device X axis
-  Adjustable bolster locking device Y axis
-  Fixing bolt at base of gooseneck

L cutting angle


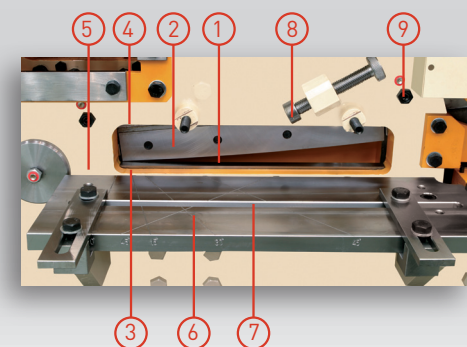
Fully aware of the importance of distortion free shearing, GEKA has designed a patented system of a floating upper blade that travels along a rectilinear line and is able to shear angles without any deformation and loss of material (single cut); All GEKA Hydracrop models ensure that distortion problems caused by the conventional radial system are now a problem of the past.

-  Adjustable Support
-  Blade gap adjustment screws
-  Upper shear blade without deformation
-  Upper shear blade guides
-  Safety protection

Shearing for flat bars

The excellent stability of the monoblock blade-holder, which is controlled at the each end, makes it possible to mount a long upper blade with a proven geometry to obtain optimum shearing quality. The radial system allows a generous cutting capacity as a result of the force multiplier effect.







1. Lower blade
2. Upper blade with special geometry
3. Clearance control between shear blades
4. Supplement shearing angle control of upper blade, for shearing without deformation.
5. Adjustable guides 45° right and left.
6. Flat plate/bar shearing table.
7. Slotted guide positioning with coverage of the entire blade length
8. Guide fixing screw
9. Clearance control of blade-holder



Notching station




This station of the machine has been designed to mount several optional accessories, all of which are normally held in stock.

- Triangular notching at 90°
- Tube notching equipment
- Notching of footings

-  Rectangular punch
-  Material stripper
-  Cross centring bolts
-  Fixing holes special tooling
-  Rectangular notching
-  Table with scaled measuring stops, included in production kit

Cutting of Ø and ▧ bars

The GEKA HYDRACROP machines are fitted as standard with blades for cutting Ø and ▧ bars. Furthermore, this station has been designed bearing in mind the shearing of other sections such as L, I, Z for which a large stock of blades is available.

-  Adjusting bolt and height setting of the guide
-  Blade holding flanges
-  Guide fixing bolts