



In response to the coronavirus, more and more spas are creating smaller, more personalized salt room and cave experiences. We have also adapted and updated our technology to introduce the HaloGX Pro. The HaloGX Pro produces the smallest particles in the industry and uses the newest hybrid methods, incorporating both the mill technology and the cyclone technology.



Features

- Great for rooms up to 150 square feet
- Engineered with new compressed air technology for smallest, micron-sized salt particles in the industry
- Uses less salt per session than standard Halogenerators but with same efficacy
- Very quiet machine
- Simple installation (2 screws and a plug)
- Very easy to operate
- Very easy to clean
- Includes "turbo" feature to increase salt levels if desired
- Low power consumption 50W, 110/230V, 50/60Hz
- Lifetime warranty
- CE Certified-Independent inspection for safety

VERSATILITY - Gym, Spa, Wellness Center - small rooms & cabins.



Specification

Dimensions

Height 662mm,(24.5")

Width 210mm, (8.3")

Depth 155mm (6.1")

Weight 7.6 kg (16.75 lbs)

Power requirements

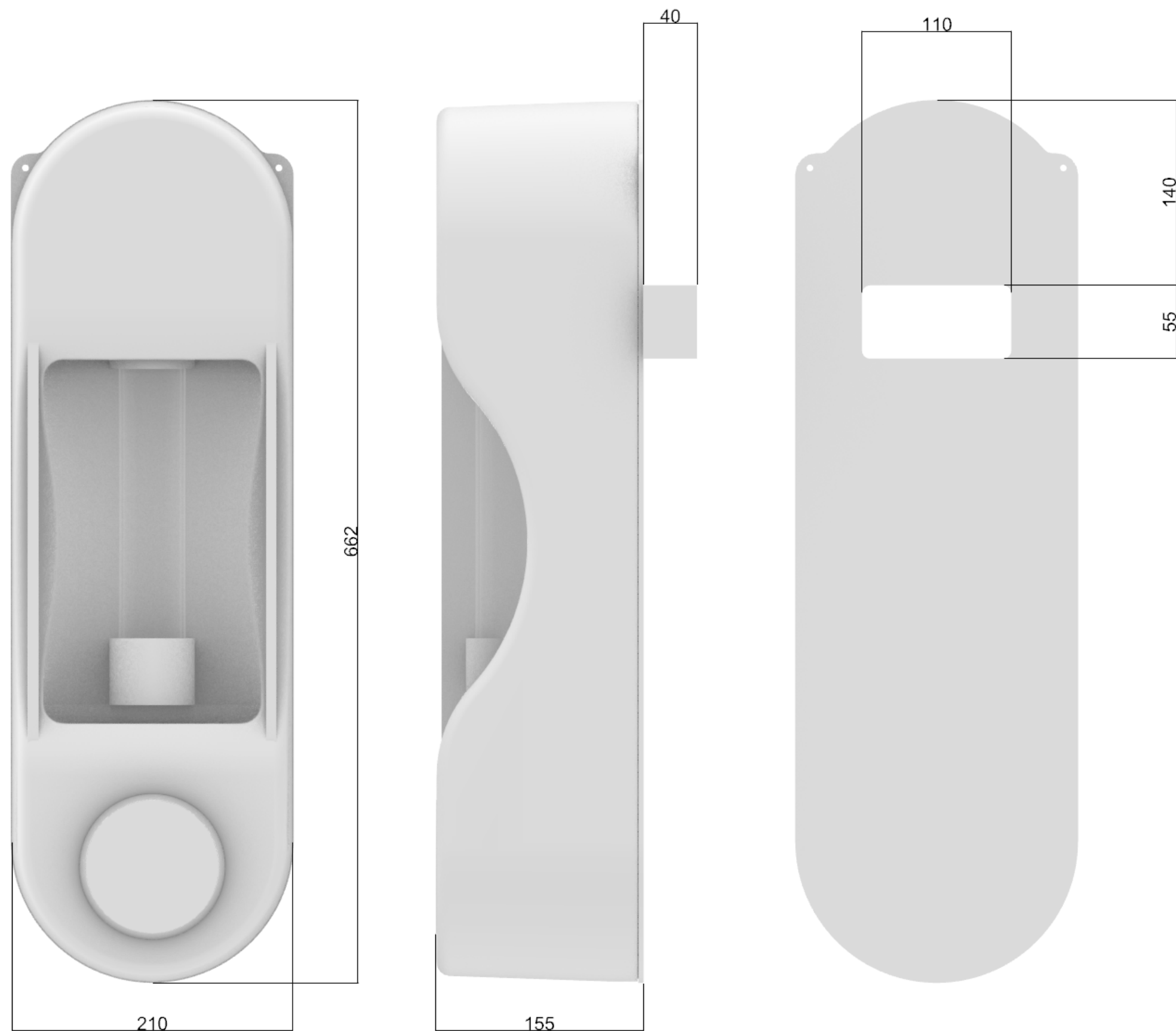
110/230 V, 50/60 Hz, 48W

Sound decibels

45 dB without Turbo

54 dB with Turbo (2.6sec.)

**Different plugs available for country specific installation. Advise during order process.*



Mounting instructions

1. Make sure that there is an electrical outlet within 5 feet of where you will be installing the Halo-GX
2. Cut a rectangular opening 55 x 110 mm (2.165 x 4.33 inches) in size into the wall of the salt room approximately 1.5m (60 inches) from the ground. If the wall is too thick, you can use the extension sleeve provided.
3. Lift the Halo-GX generator into place and fasten with (2) Phillips-head Screws.
4. Plug in the transformer to an electrical outlet.
5. Connect the transformer to bottom of the halogenerator. Make sure all generator parts and wires are connected to the electrical box by tightening the appropriate screws.
6. Install the scoop on the inner wall of the salt room, making sure the top of the scoop is level with the top of the vent opening in the room.

**Note: Halogenerator must be mounted outside the salt room.*

ABOUT HALOTHERAPY SOLUTIONS

Halotherapy Solutions is the leading provider of Dry Salt Therapy (also referred to as Halotherapy) products and services globally. Halotherapy Solutions offer the widest variety of Halotherapy equipment including HaloIR, HaloPod and HaloPocket, HALO Beds, HALO Booths, HALO Cabins and Halogenerators. Our company also has an exclusive worldwide distributor relationship with the best designed/functional and highest quality Halotherapy manufacturer in the world. Halotherapy Solutions is proud to be an Accredited Business with BBB and A+ Rating.