

YAMAHA PNEUMATIC SMT FEEDER


*HIGH PRECISION · LESS MATERIAL THROWING
EFFICIENT · STABLE PERFORMANCE*




8x2mm 8x4mm Feeder Size

01

PRODUCT OVERVIEW YAMAHA PNEUMATIC







PRODUCT INFORMATION |

SMT Machine Dedicated

Product Name	Feeder
Parameter	8*2mm
Materials Provide	8mm Braid materials
Material	Aluminum Alloy
Net Weight	0.9kg
Gross Weight	1.28kg
Outline Size	L500*W230mm
Package Size	580*300*350 (10pcs)







Product Name	Feeder
Parameter	8*4mm
Materials Provide	8mm Braid materials
Material	Aluminum Alloy
Net Weight	0.9kg
Gross Weight	1.28kg
Outline Size	L500*W230mm
Package Size	580*300*350 (10pcs)

03

MATERIALS-SENDING WHEEL GEAR




MATERIALS-RECEIVING WHEEL GEAR



03


FEEDER CYLINDER |



COMMON PROBLEM

HOW TO DEAL WITH THE PROBLEM OF SENDING MATERIALS NOT SMOOTHLY?

THE SOLUTION OF FEEDER COMMON FAULT




1、 *Check the holding-on state of pressing materials cover*

Check the holding-on state of pressing materials cover under the feeder without any materials (as shown below picture), if the holding-on gap is a little bigger, please check whether the pressing materials cover is out of shape or get stuck by other things.

2、 *Check the small bird mouth element*

Check the small bird mouth element (as shown below picture) whether get stuck or work not smoothly, need to exchange the feeder element of the head when the gap between the card and the connecting rod is greater than 0.5mm.



3、 *Add the lubricating oil*

Use 1.5mm internal hexagonal wrench loose the fixed screw, add a little the lubricating oil.(as shown below picture)



COMMON PROBLEM

HOW TO DEAL WITH THE PROBLEM OF THE FEEDER NOT SENDING THE MATERIALS?

1. Check the tape coiling wheel

Push aside the single-track wheel first (as shown picture 1), turn the bigger tape coiling wheel by **clockwise** (as shown picture 2), increasing rotate that when the wheel get stuck.

- (1) The tape coiling wheel can't move, which is normal.
- (2) The tape coiling wheel can move determined that the tape coiling wheel had been damaged and need to be changed.




Figure 1





Figure 2

2. Check the single-track wheel

Push aside the small single-track wheel first , turn the small single-track wheel by **anti-clockwise** direction


- (1) The single-track wheel can't move determined that is normal.
- (2) The single-track wheel can move determined that it is damaged and need to changed.



PRODUCT SIZE

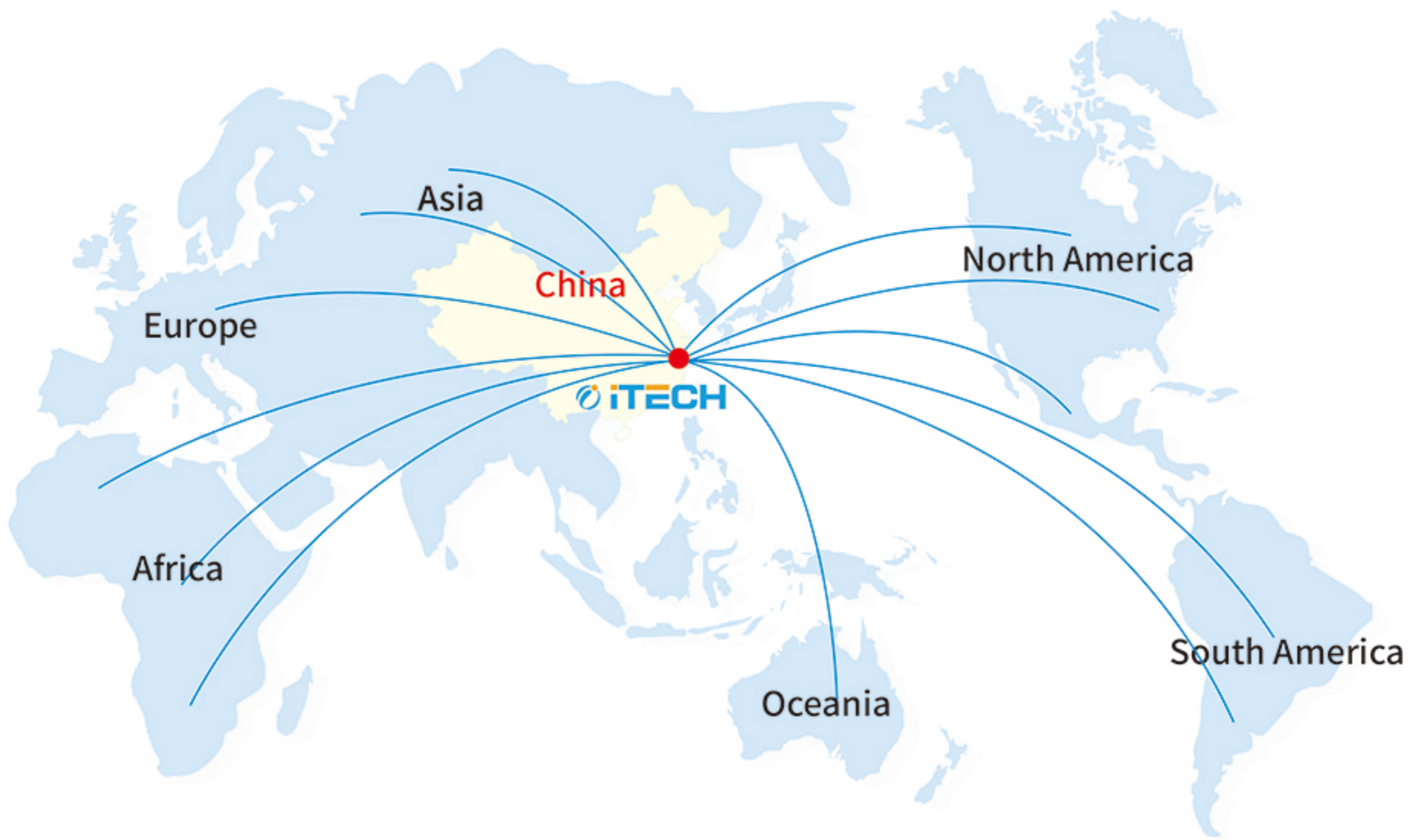
500mm

230mm



8*2mm Feeder Size





INTERNATIONAL SERVICE CENTER



Cairo, Egypt



New Delhi, India



Koln, Germany



Madrid, Spain



Kyeongki-Do,
South Korea



Buenos Aires
Argentina



Istanbul Turkey



Sao Paulo Brazil



Moscow, Russia



Zhejiang Huaqi Zhengbang Automation Technology Co., Ltd.

No.1, Shanha Road, Nanming Mountain Street, Liandu District, Lishui City, Zhejiang Province, China.

Service Call: 0086-577-86701181

Fax : 0086-577-85398666

Website : www.itechsmt.com