

# SMT AUTOMATIC UNLOADING MACHINE

BACK-END COMMUNICATION MODE:  
SMEMA CONNECTION

 Back-end communication mode:  
SMEMA connection

SMT Loading Machine is Used For Providing PCB to Following Machine According to Producing Requirement in The Starting Process of On-Line SMT Manufacturing Line.




# PRODUCT STRUCTURE




# AUTOMATIC TRANSMISSION CHAIN

01  
SELLING POINT

 Black Nylon  
Flat Engineered Chain

The Material Frame in and Out of The Track Transmission  
Adopts Black Nylon Flat Engineering Chain



# LED COLOR CONTROL PANEL

## Control Panel

PLC Control System True Color Touch Screen Man-Machine Control,  
Button or Touch Screen Control Panel for Choice, Convenient and Fast

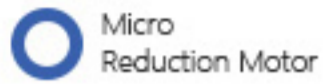


# BRAKE SYSTEM

# MICRO REDUCTION MOTOR


03

SELLING POINT



Micro  
Reduction Motor

Imported Brake System Locate Accurately Moving Fast Efficiently Production,  
Through different gear combinations inside the reduction motor, the effect of torque  
increase and reduction can be achieved




# PUSH PLATE DEVICE

04

SELLING POINT

Automatic  
Plate Feeding

Automatically send the sheet to the lower machine without manual handling High efficiency



# PUSH PLATE DEVICE

---

○ Abnormal  
Alarm

Specific error checking system and security checking system is applied. Easy to handle with acoustoptic and literal hint.

05

SELLING POINT



06


SELLING POINT

# CONTROL SYSTEM

Stable  
Performance



PLC system is adopted to provide  
stable performance.






07

SELLING POINT

# SMEMA INTERFACE

---

Interface 

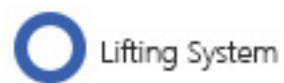
Standard SMEMA signal cable connection, can be used with other automation equipment



# LIFTING SYSTEM

## STAINLESS STEEL LIFTING SCREW

---



Lifting System

The lifting system adopts imported ball screw and high carbon steel column, with low noise, small vibration and accurate positioning

08

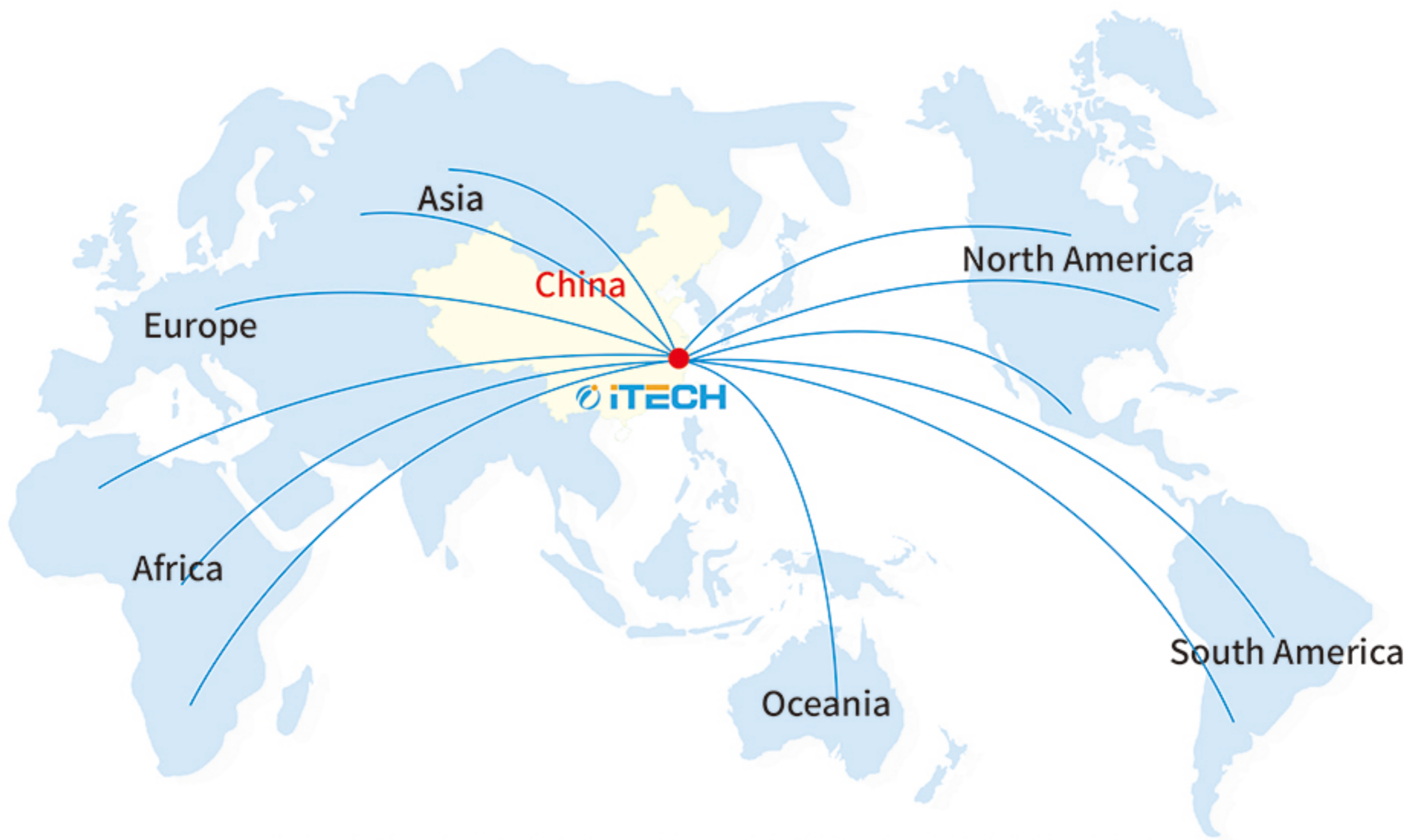
SELLING POINT



# PRODUCT PARAMETERS



Model	ULDR-A250T
Supply Voltage	AC 220V 50/60Hz
Supply Air Pressure	5 kgf/cm <sup>2</sup>
Allowed PCB Size	330*50~250 mm
PCB Transportation Direction	L→R
Material Specifications	355*320*565 mm
Lifting Step of Material Rack	10,20,30,40
Transportation Height	900±20 mm
Transportation Speed	10 m/s
Rated Power	220 W
Overall Dimensions	1680*765*1250 mm
Net Weight	230 kg



## INTERNATIONAL SERVICE CENTER



Cairo, Egypt



New Delhi, India



Koln, Germany



Madrid, Spain



Kyeongki-Do,  
South Korea



Buenos Aires  
Argentina



Istanbul Turkey



Sao Paulo Brazil



Moscow, Russia



Zhejiang Huaqi Zhengbang Automation Technology Co., Ltd.

No.1, Shanha Road, Nanming Mountain Street, Liandu District, Lishui City, Zhejiang Province, China.

Service Call: 0086-577-86701181

Fax : 0086-577-85398666

Website : [www.itechsmt.com](http://www.itechsmt.com)