

Product Information

Safety Barriers Series 9001



Characteristics

Safety barriers of the series 9001 can be used for varied applications in the area of the automation. They allow the intrinsically safe mode of a HART transmitter, actuator, voltage free contact, temperature sensor, DMS, magnet valves, Display... The compact size makes an easy and space saving mounting possible.

Technical data

Installation : valid in zone 2 and Division 2
 Mounting : DIN EN 60715 TS35
 Explosion protection : $\text{Ex II 3 (1) G Ex nA [ia Ga] IIC/IIB T4 Gc}$
 $\text{Ex II (1) D [Ex ia Da] IIIC}$
 Dimensions : 12.2x104x70 mm (WxHxD)

Model 01

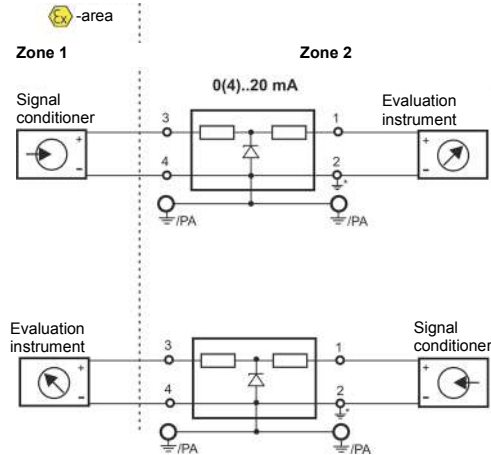
0(4)..20mA
 Nominal voltage : 24 V DC
 R_i : min. 286 Ω max. 319 Ω
 I_{max} : 75 mA
 U_0 : 28 V
 I_0 : 100 mA
 P_0 : 700 mW

Model 02

Pt100/Pt1000
 Nominal voltage : 0,7 V DC
 R_i : min. 39 Ω max. 40 Ω
 I_{max} : 17 mA
 U_0 : 1.6 V
 I_0 : 50 mA
 P_0 : 20 mW

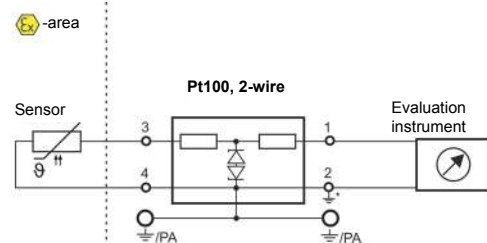
Connection examples

9001-01

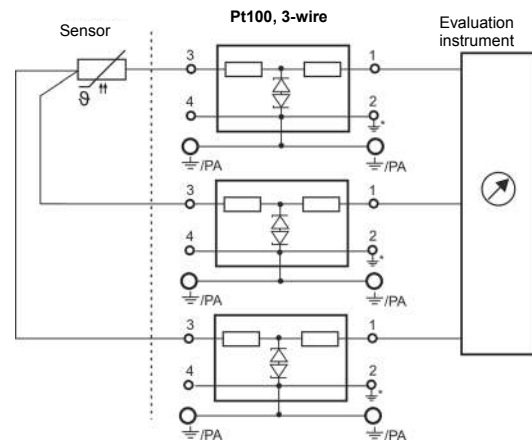


The calculation of the burden for the signal conditioner must be including the line resistant of the safety barrier.

9001-02



The line resistant of the safety barrier must be calibrated at the evaluation instrument.



* only in connection with the isolated mounting of the safety-barrier.

Ordering code

1.

9001 -

1. Model	
01	0(4)..20 mA
02	Pt100 / Pt1000