

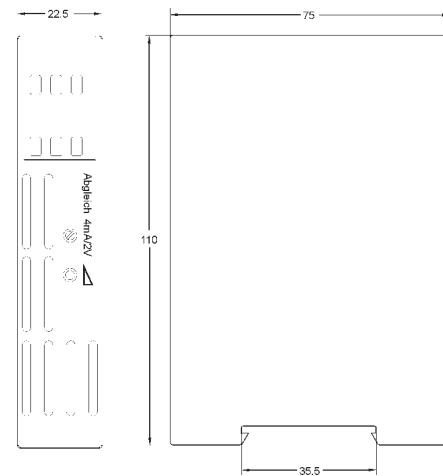
Product Information

Isolating Signal Converter TV500 / ST500

With integr. transmitter supply



Dimensions



DIN rail mounting TS35

Characteristics

TV500 isolating signal converter can be used to isolate and convert field signals 0/4..20 mA or 0/2..10 V DC into industry standard signals for process control systems. The ST500 provides a fully floating isolated transmitter supply.

Technical data

Power supply

Supply voltage : 100..265 V AC or 10.8..30 V AC/DC
 Frequency AC : 47..63 Hz
 Power consumption: < 3.5 VA
 Operating temperature : -10..+60 °C
 CE-conformity : EN 61326-1:2013
 EN 60664-1:2007

Inputs

Current : 0/4..20 mA selectable, Ri = 25 Ω
 overload max. 100 mA
 Voltage : 0/2..10 V DC selectable,
 Ri approx. 40 kΩ, overload max. 100 V

Span and start value

4 mA/2 V : adjustable approx. ± 5 %
 Transmitter supply : approx 24 V DC, Ri approx. 150 Ω,
 (only ST500) short-circuit current approx. 35 mA

Outputs

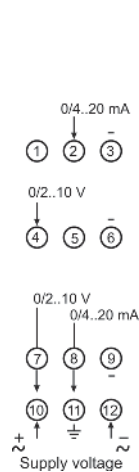
Current : 0/4..20 mA selectable,
 burden max. 1 kΩ
 Voltage : 0/2..10 V selectable,
 load max. 15 mA, short-circuit-proof
 (parallel with the current output max. 5 mA)
 Rise time (T₉₀) : model 10: < 20 ms, max. frequency 18 Hz
 model 11: < 100 μs, max. frequency 1 kHz
 Accuracy : ≤ 0.2 %
 (single range adjustment ≤ 0.1 %)

Case

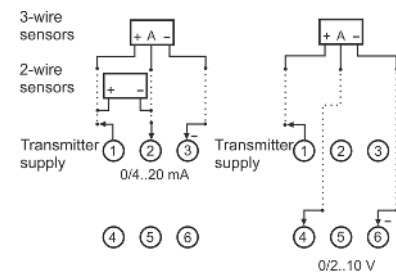
Design : standard case, Makrolon 8020 UL94V-1
 acc. to DIN EN 60715
 Weight : approx. 200 g
 Connection : screw terminals, max. 2.5 mm²
 Protection class : case IP30,
 terminals IP20 acc. to BGV A3

Connection diagram

Signal converter TV500



Power feed signal converter ST500



Ordering code

1. 2. 3.
 - -

1. Model	
TV500	signal converter
ST500	power feed signal converter
2. Measuring range	
10	inputs 0/4..20 mA and 0/2..10 V outputs 0/4..20 mA and 0/2..10 V
11	as 10, but rise time T ₉₀ < 100 μS
3. Supply voltage	
0	100..265 V AC
5	10.8..30 V AC/DC