

Product Information

AC Current Transmitter CT500P



- 1- and 2-channel device
- Measuring ranges 0..1 A / 0..5 A AC
- Arithmetic average value measurement RMS calibrated
- Frequency range 45..400 Hz
- Loop voltage 14..30 V DC

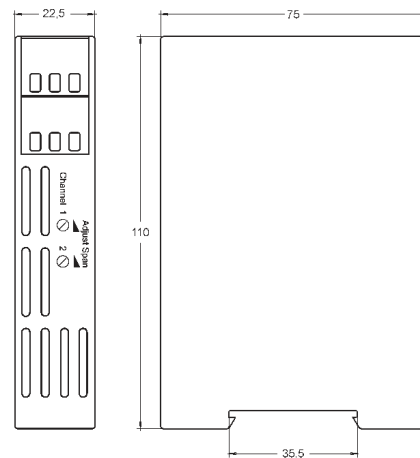
Characteristics

The transmitter converts AC current from 0..1 A or 0..5 A to the proportional standard signal 4..20 mA.
 The CT500P operates like a 2-wire transmitter, which is supplied from the measuring device (e.g. SPS input circuit board).

Technical data

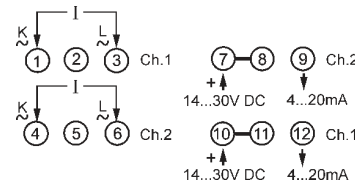
Power supply	
Loop voltage	: 14..30 V DC
Operating temperature	: -10..+60 °C
CE-conformity	: EN 61326-1:2013; EN 60664-1:2007
Input	
Current	: 0..1 A or 0..5 A AC, overload max. 10 A
Ri	: < 20 mΩ
Frequency	: 45..400 Hz fundamental wave, 162/3 Hz on request
End value	: adjustable ± 5 %
Output	
Current	: 4..20 mA, burden R _{max.} = (U _B - 14 V) ÷ 20 mA
Rise time (T ₉₀)	: ≤ 1 s
Accuracy	: ≤ 0.2 %
Case	
Weight	: approx. 200 g
Connection	: screw terminals, max. 2.5 mm ²
Protection class	: case IP30, terminals IP20 acc. to BGV A3

Dimensions

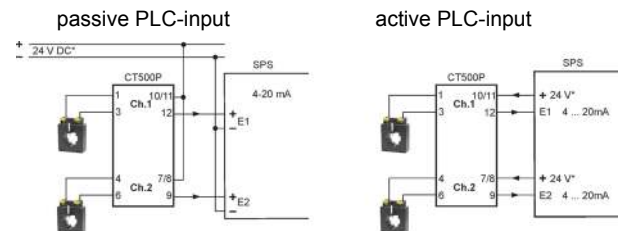


DIN rail mounting TS35

Connection diagrams



Circuit examples



Ordering code

CT500P - 1. - 2. - 3.

1. Number of channels	
1	
2	
2. Input direct connection / via transformer	
1	1 A
5	5 A
3. Options	
00	without option
Accessories	
KA-500	terminal cover for measuring voltages > 400V AC