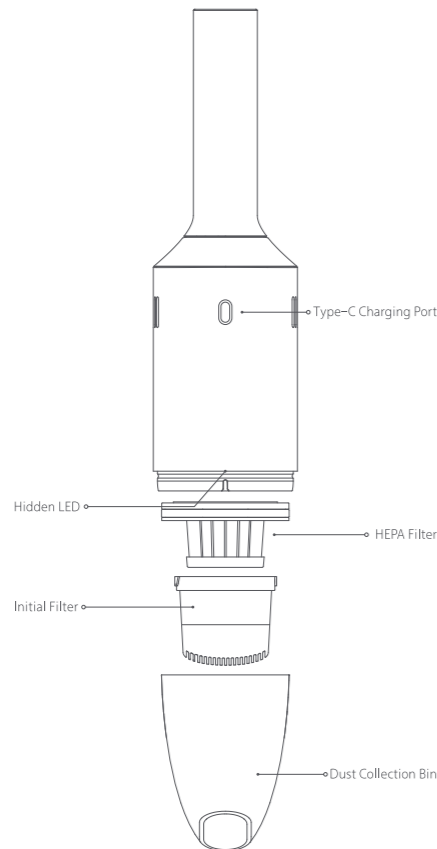


Product presentation



说明书版本号: V1.1
北京顺造科技有限公司
公司地址: 北京市海淀区安宁庄东路16号院1号楼1层101
售后电话: 400-1010-945

User Manual Version: V1.1
Beijing Shunzao Technology Co., Ltd.
Add:101, 1F, No.1 Building, No.16 Anninghuang East Road,
Haidian District, Beijing
Tel:400-1010-945

Instructions

Preparations before use

- ① Verify that all parts of the hand cleaner have been assembled in place.
- ② In order to ensure the normal operation of the product, please check whether the electricity is sufficient.

Charging instructions

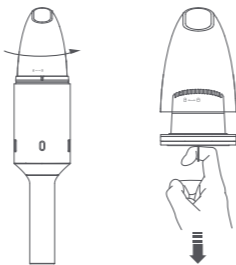
- ① For initial use and long-term storage, please charge the product fully (charge the product once every three months);
- ② Insert one end of the power cord into the vacuum cleaner equipment, and the other end of the adapter into the cigarette lighter or socket of the automobile;
- ③ When the green light flickers, it means that the product begins to charge. When the green light is always on, it means that the electricity is full.
- ④ When the red light is on and the light starts to flash slowly, it means that the power is insufficient. Please charge it in time.

The host used

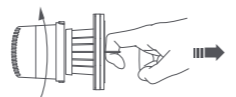
- ① Pull out the vacuum cleaner cover;
- ② Select a suitable suction nozzle to insert into the dust collecting cup mouth;
- ③ Press the power switch to start up.

Product Care and Maintenance

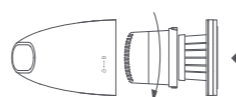
1. Rotate the dust collector bin counterclockwise and pull out the filter components from the bottom.



2. Rotate the initial filter counterclockwise and pull out the HEPA filter.



3. Rinse the dust collector bin, the initial filter, the HEPA filter, and the sucker with water. Assemble all the above components after they are completely dried.



Remarks: The cleaner body is not waterproof, so please clean it with a damp piece of soft cloth and prevent any water from seeping into the charging port. Please change the HEPA filter regularly with a new one, preferably once every three months.

Common troubleshooting

Products do not work

- ① Press the switch; if the indicator light flashes red, the electricity may not be enough. Please charge it in time;
- ② Press the switch; if the indicator light flashes alternately in red and green.
 - a.The dust collection bin may be over full and start the protection function. Please dump the impurities in the dust collection bin and restart the machine;
 - b.The filter element may be blocked, and please clean the filter element.
 - c.The sucker may be blocked, and please clean the sucker.
- ③ The product may be charging. Please unplug the power cord before starting.

Loss of Suction

- ① The dust collector may have been installed incorrectly; please check whether the dust collector has been rotated in place as indicated;
- ② The connecting part of the suction nozzle may have been partially shut; please check whether it has come into full contact with the dust collection bin;
- ③ The suction nozzle may have been blocked; please check for and clean any foreign matters off the suction nozzle.

Overly loud noise

- ① The initial filter or HEPA filter may not have been properly installed; please check and reinstall the filters as indicated;
- ② The suction nozzle may have been blocked; please check for and clean any foreign matters off the suction nozzle;
- ③ The dust collector may have been full; please empty the dust collector bin.

Technical parameters

Name	Shunzao-Portable vacuum cleaner	
Model No	Z1-Pro	Z1
Weight	0.61kg	0.7kg
Product size	73 × 76 × 336mm	
Dust collection bin	100ml	
Input voltage	120W/40W	90W
Charging mode	DC5V/9V---2A Type-C	
Charging time	DC5V2A-3h , DC9V2A-2h	
Discharge time	High-10Min/Low-30Min	12Min
Switch	Low/High/Off	On/Off
Lighting switch	Yes	
HEPA filter	F7	

Description of hazardous substances

Poisonous and harmful substance	Part			
	Plastic shell	Motor	Electric core	Circuitboard
Pb	○	×	○	×
Hg	○	○	○	○
Cd	○	○	○	○
Cr6+	○	○	○	○
PBB	○	○	○	○
PBDE	○	○	○	○

× Indicates that the content of the toxic and harmful substance in at least one homogeneous material of the part exceeds the limit specified in GB/T 26572 standard.

○ Indicates that the content of the toxic and harmful substance in all homogeneous materials of the component is within the limits specified in GB/T 26572 standard.

Announcements



- ① This product does not have waterproof function, do not inhale water and other liquids;

- ② In order to prevent damage to the fuselage and HEPA filter components, do not inhale high-temperature substances (such as cigarette ends, matches or ash), sharp debris (such as glass, nail 'pins, etc.), dangerous goods (such as solvents, detergents, etc.), chemical substances (such as acidic substances, detergents, etc.), inflammable and explosive liquids (such as gasoline, alcohol, etc.);

- ③ Please check the dust collection bin regularly. If there is too much rubbish in the cup, please clean it in time, so as not to cause the blockage of HEPA filter components, which will lead to the decrease of suction, the fever of the motor and the decrease of the life of the vacuum cleaner;

- ④ In case of leakage, excessive motor temperature or abnormal sound, stop using immediately. Do not disassemble and repair by yourself. Please contact our after-sales department for help;

- ⑤ Avoid the vacuum cleaner near the fire source, heat source and sun exposure, so as to avoid fire;

- ⑥ Do not disassemble the dust collecting bin during the operation of the product to avoid personal injury and product damage;

⑦ This product is not recommended for use by persons with physical, sensory and intellectual deficiencies or persons lacking relevant experience and knowledge unless supervised or directed by someone responsible for safety;

⑧ Please keep this product well and keep it out of reach of children. Do not give it to children to play with.

After-sale service

Warranty Ordinance

Warranty regulations according to the consumers' rights and interests of the People's Republic of China law and the law of the people's common and products quality standard. We promise you:

- Within 7 days from the date of products sold, (except for man-made factors), performance fault occurring products parts complete, evening view without damage, through testing factory after-sales service center, can enjoy to return or exchange services.

- Within 15 days from the date of the sale of the product, there will be performance failures (except for human factors), complete parts and components of the product, no damage at night, which can be guaranteed by replacement or race-free maintenance services through the inspection of the after-sales service center of the manufacturer.

- From the date of sale of the product within 1 year, performance failure (except human factors), the parts of the product are complete, the appearance is not damaged, through the manufacturer's after-sales service center test and determine, can enjoy free warranty service.

- The company shall not be liable for any other commitments made to you by the dealer beyond this warranty regulation.

Non-warranty ordinance

- The company shall not be liable for product failures and other consequences arising from the violation of the warranty ordinance in accordance with the usage methods specified in this Instruction.

After sale information

Electronic order or invoice number: _____

Description: _____

Contact number: _____

Postage address: _____

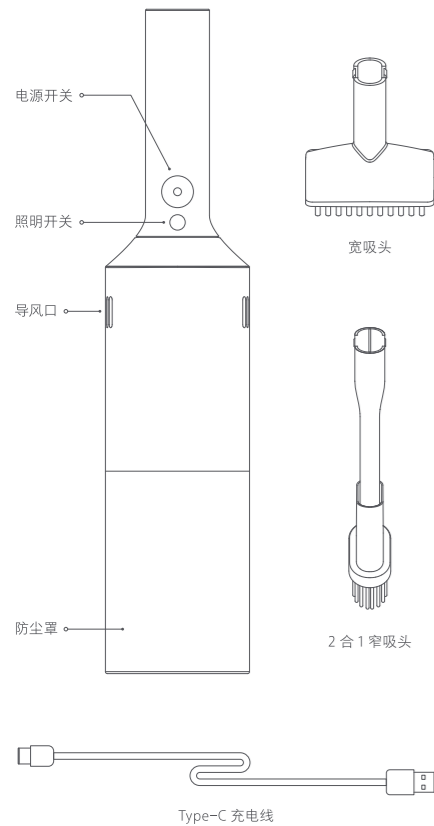
Customer name: _____



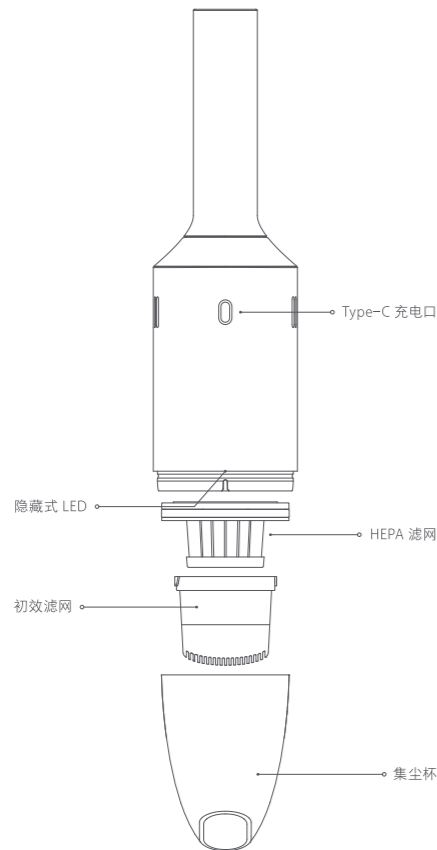
制作说明

风琴折，8折页，成品尺寸68*138mm，105g哑粉，单色双面印刷，Cool Gray 11 C

产品介绍



产品介绍



使用说明

使用前的准备工作

- ① 确认随手吸尘器各部件已组装到位；
- ② 为确保产品正常工作，请检查电量是否充足。

充电说明

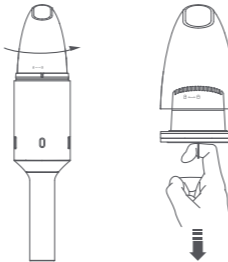
- ① 初次使用及长期存放后使用，请先将本产品充满电，充电时长约三小时（每隔三个月需对产品充一次电）；
- ② 绿灯闪烁时表示产品开始充电，当绿灯常亮则表示电已充满；
- ③ 当红灯亮并开始慢闪时，则表示电量不足，请及时充电；
- ④ 充电过程中设备无法开机工作，请拔下电源线后方可开机工作。

主机使用

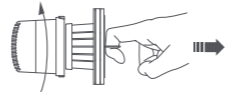
- ① 向外拨开吸尘器防尘罩；
- ② 选择合适的吸嘴插入集尘杯口；
- ③ 按下电源开关开始工作。

维护与保养

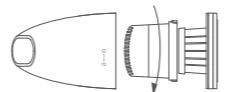
1. 逆时针旋转集尘杯，再从集尘杯底部拉出过滤组件。



2. 逆时针旋转滤网，然后向外拉出滤芯。



3. 集尘杯、滤网、滤芯、吸头都可以用清水冲洗干净，待完全干燥后按顺序装回。



注意：机身不可水洗，可以用软湿布擦拭，充电口请勿进水。滤芯建议3个月更换一次。

常见故障排除

产品不工作

- ① 按开关键，指示灯红色闪烁，可能电量不足，请及时充电；
- ② 按开关键，指示灯绿色交替闪烁
 - a. 可能集尘杯过满开启了保护功能，请倾倒集尘杯内杂物并重新开机；
 - b. 可能滤芯堵塞，请清理滤芯；
 - c. 可能吸头堵塞，请清理吸头。
- ③ 可能产品正在充电中，请拔下电源线后再启动使用。

产品吸力降低

- ① 可能集尘杯未正确安装，请检查集尘杯是否按提示旋转到位；
- ② 可能吸嘴未正确闭合到位，请检查吸嘴是否与集尘杯闭合到位；
- ③ 可能产品吸嘴处堵塞，请检查并清理吸嘴内杂物。

噪音过大

- ① 可能为正常安装初效滤网或 HEPA 滤芯，请检查并重新安装初效滤网或 HEPA 滤芯；
- ② 可能产品吸嘴处堵塞，请检查并清理吸嘴内杂物；
- ③ 可能集尘杯过满，请及时清理集尘杯中的杂物。

技术参数

名称	顺造随手吸尘器	
型号	Z1-Pro	Z1
重量	0.61kg	0.7kg
尺寸	73 × 76 × 336mm	
尘杯容积	100ml	
输入功率	120W/40W	90W
充电方式	DC5V/9V---2A Type-C	
充电时间	DC5V2A-3h, DC9V2A-2h	
放电时间	高档 10Min/ 低档 30Min	12Min
开关逻辑	低档 / 高档 / 关	开 / 关
照明开关	有	
HEPA 滤网	F7	

有害物质声明

有毒有害物质	部件			
	塑胶壳	马达	电芯	电路板
铅 (Pb)	○	×	○	×
汞 (Hg)	○	○	○	○
镉 (Cd)	○	○	○	○
六价铬 (Cr6+)	○	○	○	○
多溴联 (PBB)	○	○	○	○
多溴二苯 (PBDE)	○	○	○	○

× 表示该有毒有害物质至少在该部件的某一均质材料中的含量超出 GB/T 26572 标准规定的限量要求。

○ 表示该有毒有害物质在该部件的所有均质材料中的含量均在 GB/T 26572 标准规定的限量要求之内。

注意事项



- ① 本产品不具备防水功能，请勿吸入水及其他液体；
- ② 为防止损伤机身及 HEPA 过滤组件，请勿吸入高温物质（如烟头、火柴或燃灰等）、尖锐碎片（如玻璃、铁钉、大头针等）、危险物品（如溶剂、除垢剂等）、化学物质（如酸性物质、清洁剂等）、易燃易爆液体（如汽油、酒精类等）；
- ③ 请定期检查集尘杯，若里面垃圾较多，请及时清理，以免造成 HEPA 过滤组件堵塞导致吸力下降，电机发热，降低吸尘器寿命；
- ④ 使用时，若发现漏电、电机温度过高或异常声响等故障，立即停止使用，切勿自行拆卸维修，请联系本公司售后部门获得帮助；
- ⑤ 避免让吸尘器靠近火源、热源及阳光下暴晒，以免发生火灾；
- ⑥ 请勿在产品运行过程中拆卸集尘杯，以免造成人身伤害及产品损坏；
- ⑦ 本产品不建议用于身体、感官及智力上有缺陷的人士或缺乏相关经验和知识的人士使用，除非有负责安全的他人对其进行监督或指导；
- ⑧ 请妥善保管好本产品，并存放在儿童接触不到的地方，切勿交给儿童玩耍。

售后服务

保修条例

保修条例根据《中华人民共和国消费者权益法》和《中华人民共和国产品质量法》我们向您承诺：

- 自产品售出之日起 7 日内，发生性能故障（人为因素除外），产品零部件完整，外观无损伤，经由厂家售后服务中心检测确定，可享受退货或换货服务。
- 自产品售出之日起 15 日内，发生性能故障（人为因素除外），产品零部件完整，外观无损伤，经由厂家售后服务中心检测确定，可享受换货或免费维修服务。
- 自产品售出之日起 1 年内，发生性能故障（人为因素除外），产品零部件完整，外观无损伤，经由厂家售后服务中心检测确定，可享受免费维修服务。
- 经销商向您做出本保修条例以外的其它承诺，本公司不承担任何责任。

非保修条例

- 保修条例违反本说明书规定的使用方法所导致的产品故障和其它后果，本公司不承担任何责任。

售后信息

电子订单或发票号码：

情况描述：

联系电话：

邮寄地址：

客户姓名：

Product presentation

