

# Ground Cover

a free pattern from  
**Me and My Sister Designs**

Made with “Weeds” fabric for Moda

**51½ x 51½ - inches**

## Fabric & Supplies

- 18, 10 x 10 - inch squares for blocks\*
  - 1½ yards white for blocks
  - ½ yard gray print for binding 22225-15
  - 3½ yards of fabric for backing 22223-15
- Yardage is based on 40 - inch wide fabric.

\*42, 10 x 10 - inch squares are known as a layer cake

## Cutting Instructions

### Blocks

From white for blocks:

- Cut 5, 10 x 40 - inch strips  
From these strips cut  
18, 10 x 10 - inch squares

### Binding

From gray print for binding:

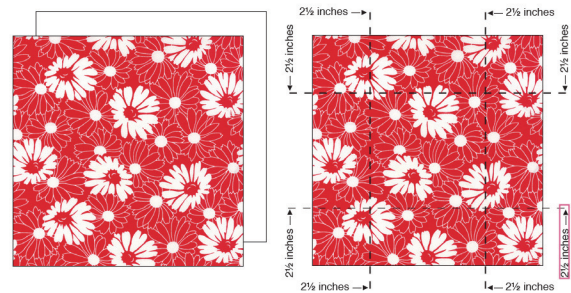
- Cut 6, 2¼ x 40 - inch strips

## Piecing

Use ¼ - inch seam allowance throughout, a small stitch length, and press seams open.

### Blocks

- With right sides **both** facing up, stack one white and one print 10 x 10 - inch square together. Measure in 2½ - inches from each of the 4 sides and make 4 cuts as shown.




Layer squares.

Make 4 cuts.



- Arrange and sew blocks as shown.



- Block measures 9 x 9 inches. Make 36.




## Quilt Assembly

- Referring to the Quilt Diagram, arrange and sew 6 rows of 6 blocks each. Rows measure 9 x 51½ - inches.
- Sew rows together to make quilt.

## Finishing

- Layer, baste, hand or machine quilt, trim, and add binding.



Quilt Diagram

