

Safety Meets Style

Accessible
Bathrooms
2024A

FULL PRODUCT
GUIDE

WWW.AVAIL.DESIGN

AVAIL DESIGN

Avail creates sustainable living environments. We increase safety, maintain independence and deliver dignity in private homes, workplaces, accommodation and public bathrooms. Accessible, compliant bathrooms that meet the highest safety standards, beautifully designed to complement your stylish decor.

We can provide the full suite of products to make your bathrooms accessible and compliant to AS1428.1 including grab rails, toilets, basins, tapware, shower seats and accessories.

Avail rails and seats provide support for getting on and off the toilet, stability in the shower, getting in and out of the bathtub and walking up small sets of stairs in both private and public bathrooms.

We supply over 2500 products with our rails colour matching our tapware perfectly.

This product guide showcases our grab rails and shower seats along with a selection of popular bathroom accessories.

ABOUT US:	2
AVAIL VALUES	4
MANUFACTURING AND WARRANTY	5
ADAPTABLE BATHROOMS	6
AS1428.1 BATHROOMS & WALL REINFORCEMENT	7
CUSTOMER STORIES/CASE STUDIES	8
COLOURS AND SAMPLES	10
 INSTALL GUIDES:	 -
ASSISTED LIVING BATHROOM INSTALL GUIDE	14
AMBULANT TOILETS INSTALL GUIDE	19
AS1428.1 DDA ACCESSIBLE BATHROOM INSTALL GUIDE	22
 PRODUCT LIST:	 -
SUPPORTS	24
CALIBRE MECCA GRAB RAILS, TAPWARE, ACCESSORIES	27
GLANCE YORK GRAB RAILS, TAPWARE, ACCESSORIES	61
LIBERTY SHOWER SEATS AND BACKRESTS	74
BATHROOM FIXTURES	81
TOILETS, CISTERNS, FLUSH PANNELS, WASHBASINS	81

QUOTE OR PURCHASE ONLINE

AVAIL STORY

I first really became aware of the effects of aging as I watched my grandparents get older and slowly lose their mobility, and with that, their independence. They had always been active and hated the stigma of installing the ugly hospital rails in their home. Unfortunately their situation become more difficult when Pop had a minor stroke and struggled to hold his balance. It was a stressful situation for them as well as our whole family. And it's a situation so many families experience – it's so important to keep our independence and dignity for as long as possible, while not sacrificing peace of mind or personal safety.

It wasn't until some years later that I realised how I could help. While I was working as a product engineer I was approached by Breanna's friend – an occupational therapist – who told me about clients who were looking for attractive home care products. Following that conversation, Avail was founded.

In 2016 Avail Design started with a complete redesign of grab rails to improve their style, ergonomics, and installation, with the end goal of producing assisted living products that looked good, were safe, and would help customers live independently.

We now supply to over 500 retail stores in Australia and New Zealand, and collaborate with innovative companies like Nero Tapware and one of Australia's leading university to ensure we provide world class products and solutions. Our design focus is to provide customers with products that they want to have in their homes, not need to have, so that they can live the lives they want to.



Inspired by nurses
Joan (Nan) and Breanna

PROVIDING A HELPING HAND, WITH STYLE

MANUFACTURING

Highest Quality Products with Market Leading 15 Year Warranties on Grab Rail and Tapware Finishes.

- In House Designs
- Latest PVD coating technology
- High Stock Levels



Australian Owned and Designed, Calibre Brass Rails are all Manufactured in Melbourne from locally sourced materials.



Melbourne Design Show 2023 - Nero Launch

In 2023 Avail partnered with Nero Tapware to gain access to the latest PVD coating technology and highest quality manufacturing. Nero manufacture our grab rails in 6 finishes and provide a market leading warranty. Due to their family owned manufacturing Nero are able to quickly innovate and improve their product quality and design.

Avail also manufacture a range of our products in house using Australian suppliers. All of our Calibre Brass rails are made by Avail in Melbourne. We also customize products in house and have completed a range of personalized designs for customers.



ADAPTABLE BATHROOMS

Avail grab rail wall brackets are designed to be easily removed and replaced as needed, without any power tools. Our clever design means customers can quickly adapt to their needs, or the needs of other users, such as remove a backrest for a commode or adding an extra grab rail to assist a shower seat user. Simply loosen the grub screw and easily change out the grab rail for another accessory.

TYPES OF RAILS

1

Single supports like a weight bearing toilet roll holder or towel rail provide support to help keep your balance

2

Horizontal rails help you push yourself up and keep your balance.

3

Angled rails help you pull forward and push down, and the rail stays within comfortable reach as you sit down and stand up.

25mm diameter rails are great for smaller hands and double as a strong towel rail, 32mm rails are approved for both public and private bathrooms.

AS1428.1 COMPLIANT BATHROOMS

Avail rails, shower seats and backrests have been independently tested and our 32mm rails are all approved to AS1428.1 and are rated to 150kg when installed correctly.

NATA Accredited Certificates are available on our website and by request.

Australian Standard
AS1428.1-2009,
2021 Design for
Access & Mobility
Approved

Tested by a NATA
accredited laboratory
Novitatch



Installation

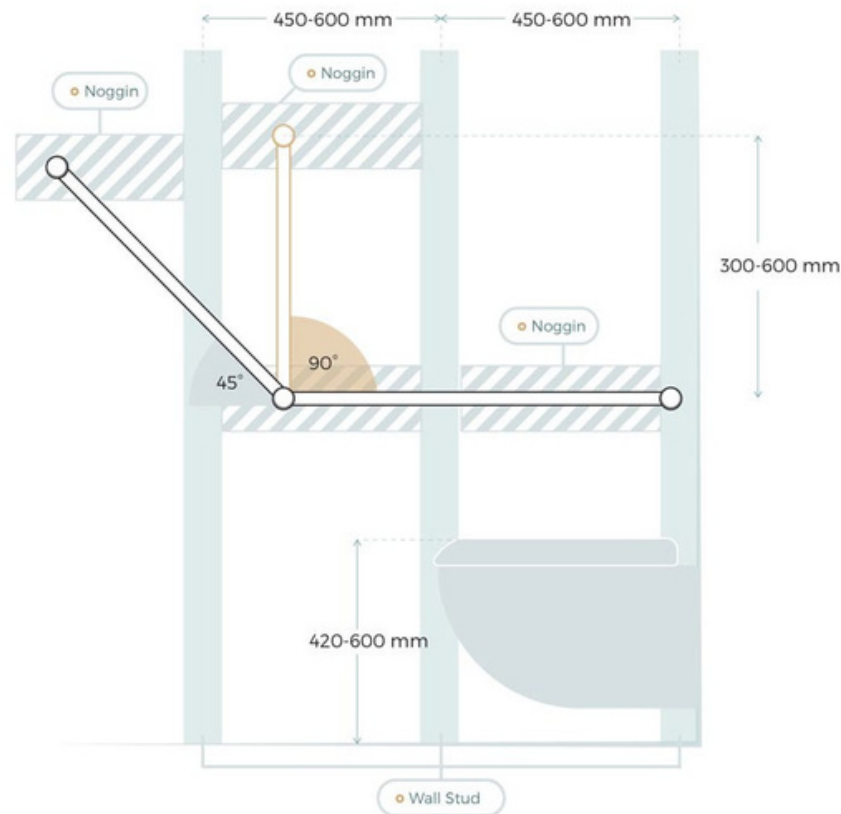
Many of the dimensions in this guide have been transcribed from the AS1428.1 'Design for Access and Mobility' grab rails and shower seats. Some dimensions in the standard have been specified to the top of the grab rail. Our dimensions are to the centre to allow easier understanding for installation.

When installed in the correct locations our products meet all requirements of the National Construction Code NCC.

The rails and seats are only as strong as the wall they are installed onto.

Calibre grab rails are modular in design allowing modification on site to suit each bathroom. The rails can be quickly cut down to any size in each direction to suit wall studs or personal preference.

WALL REINFORCEMENT



To comply with AS1428.1, grab rails and shower seats must meet the minimum required load capacity of 1100N (approx. 110kg) in each direction. Uninterrupted passage of the hand is required for the full length of the angled, horizontal or vertical sections of the rails (a mounting point at the change in direction is compliant).

To achieve the weight rating, stud walls may require reinforcing with timber noggins between wall studs. If access can be gained from the other side of the wall this can save pulling tiles off. If the wall is masonry or brick, screws and wall plugs may be used.

EDGE LUXURY VILLAS

CASE STUDY - ACCOMMODATION

Accessible Accommodation in Margaret River, Western Australia 2023 - Aged Brass DDA Toilet and Shower

This beautiful new accommodation by Edge Luxury Villas in the Margaret river region was completed with our Aged Brass grab rails, backrest and shower seat. By providing accessible accommodation the rooms are able to support a much wider range of customers.

Avail products in the shower:

- Aged brass T bar grab rail
- Hand shower set
- 960mm wide shower seat

For the toilet:

- Grab rails 90 degree on the side wall
- 300mm on the back wall
- Toilet backrest for DDA AS1428.1 compliant toilets

These Aged Brass grab rails were made by Avail using Melbourne suppliers, with over 80% of the brass material Australian made as well.



Lauren Trickett Photography

“ I purchased several Avail products from you last year, they are now installed and look incredible. ”

Edge Luxury Villas



LDK GREENWAY


CASE STUDY - SENIORS LIVING

Winner of The Urban Developer Awards
Development of the year 2020
- Retirement, Aged Care and Senior Living

The stunning new LDK Aged Care has become the gold standard for assisted living with their carefully designed apartments and facilities.

LDK have used Avail Brushed Gold grab rails in their common areas for both the ambulant toilets and wheelchair accessible bathrooms. They have also installed Calibre Ergo 600mm towel/grab rails in each of their assisted living units to support residents.

The first thing people generally reach for when slipping in the bathroom is the towel rail, so providing weight bearing ergonomic towel rails will prevent injuries and damage to the bathroom.



“ People are very proud no matter what their age or circumstance and no one wants their home to look like a therapy centre. Thankfully Avail provide a really great looking solution to help mobility and independence. ”
We love them.

Project manager
LDK Greenway Views


LDK Healthcare

Avail Finishes

Our finishes match with Nero Tapware, please contact us for samples if matching to other brands. Bespoke finishes and designs are available on request and we can send through accurate quotes and product information.

Please note, check lead time before ordering, most finishes we carry 6 months worth of stock, brass finishes may require a few weeks to prepare.



Chrome | Code: C

A Chrome finish to match in with all tapware new and old



Matte Black | Code: MB

A sleek, dark finish that provides a strong contrast to lighter surfaces. The ever popular Matt Black matches leading bathroom tap ware finishes.



Brushed Gold PVD | Code: BG

The brushed warm 18 Carat Golden tones create a stunning warm appearance.



Gunmetal PVD | Code: GM

The shadowy charcoal offers a lighter matte finish.



Brushed Nickel (Stainless Steel) | Code: BN

A warm Grey textured appearance offering a subtle matte look. This natural finish gives the identical appearance of Brushed Nickel using a stainless steel material ensuring it will last a lifetime.



Brushed Bronze PVD | Code: BZ

The brushed earthy tones of Bronze creates a natural warmth. This new finish is quickly becoming one of the most popular.

Australian Made Brass Finishes:



Organic Brushed Brass Coated | Code: BB

Warm up the bathroom with the lux Brushed Brass finish. This comes in living brass or clear coated. The living Brass can be re brushed or polished to retain the original look or left to age naturally. Australian made by Avail



Organic Brass Aged Medium Living | Code: BML

This is a living finish aged by Avail to a darker Bronze colour. We can colour this to suit your tapware The Brass may have slight imperfections compared to PVD. Australian made by Avail



Mix and Match | Code: Custom











We can create a range of bespoke options for you. Other finishes including Bronze, Brushed Chrome, Pearl Black, Antique Brass or a mix of finishes for Grab Rails are available on request.

Samples & Product Selection



Colour Sample Plate

- Sample size: 80 x 30 x 2mm

Cover Colour	Code
 Chrome	NR514234CH
 Brushed Nickel	NR514234BN
 Matte Black	NR514234MB
 Gun Metal	NR514234GM
 Brushed Gold	NR514234BG
 Brushed Bronze	NR514234BZ
 Aged Brass	SAMPLEAB
 Brushed Brass	SAMPLEBB
 Graphite	NR514234GR
 Matte White	NR514234MW
Full Colour Set	NRCB2022
Product Brochure	BROCHURE

Product Information

- Brochures, Colour sets and product samples are available for all customers



“

We wanted a beautiful family bathroom and that's exactly what we achieved.

-Jodie-

”



ASSISTED LIVING



ASSISTED LIVING

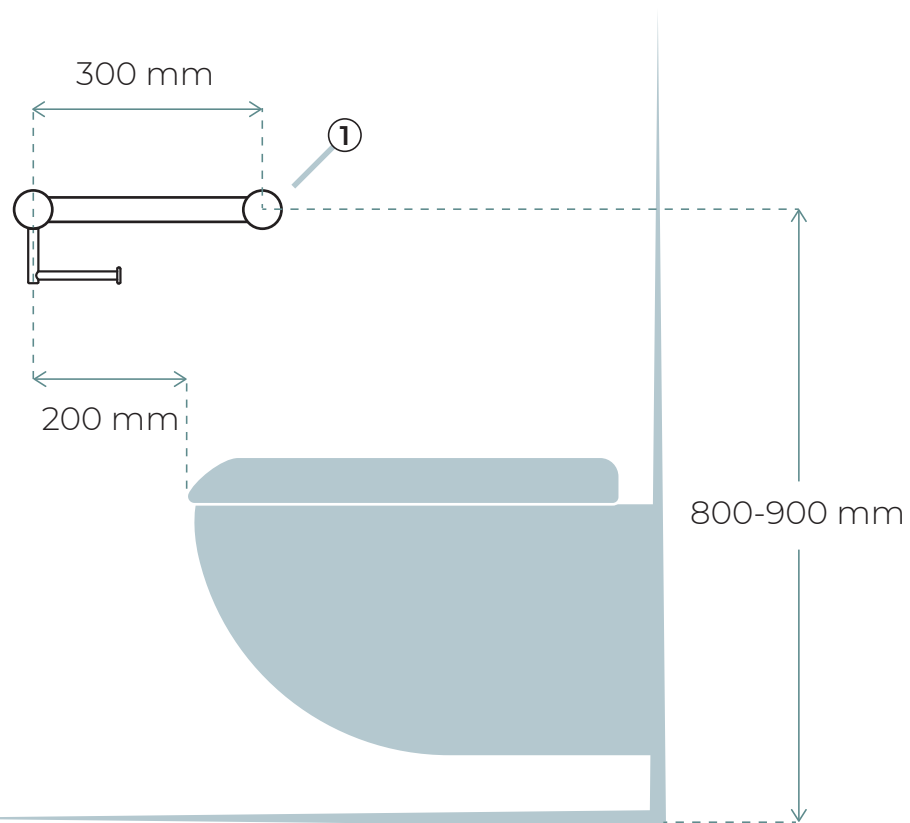
We have selected a range to provide ergonomic, comfortable and accessible bathrooms. This range is suitable for Private Homes, Standard Accommodation, Independent Living that is not required to meet AS1428.1 for public bathrooms.

In consultation with Occupational Therapists we have created these recommended locations for grab rails and shower seats.

ASSISTED LIVING TOILET RAILS



FRONT VIEW



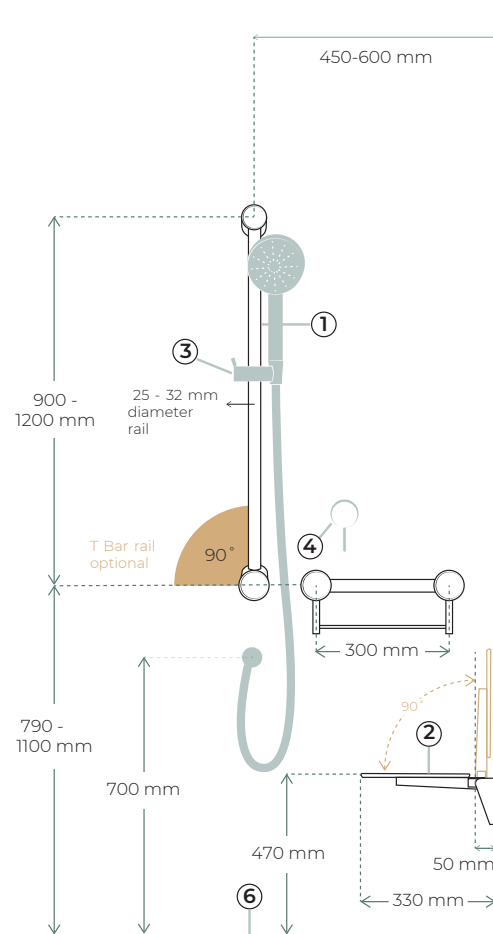
- ① Calibre Grab Rail with Toilet Roll Holder or Heavy Duty Holder P-39



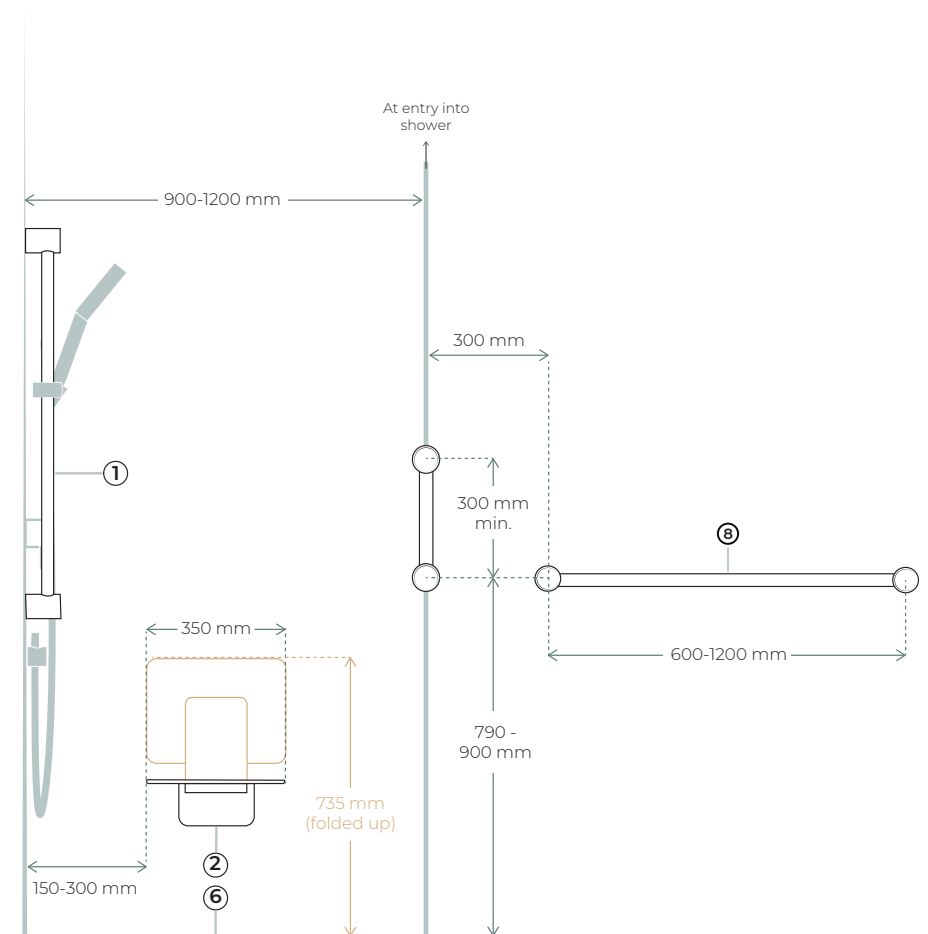
ASSISTED LIVING SHOWER – PREMIUM



FRONT VIEW



SIDE VIEW



① Grab Rail and Hand Shower 900 (NRCS005) P-33

② Shower Seat 350 Wide (S01A) P-75

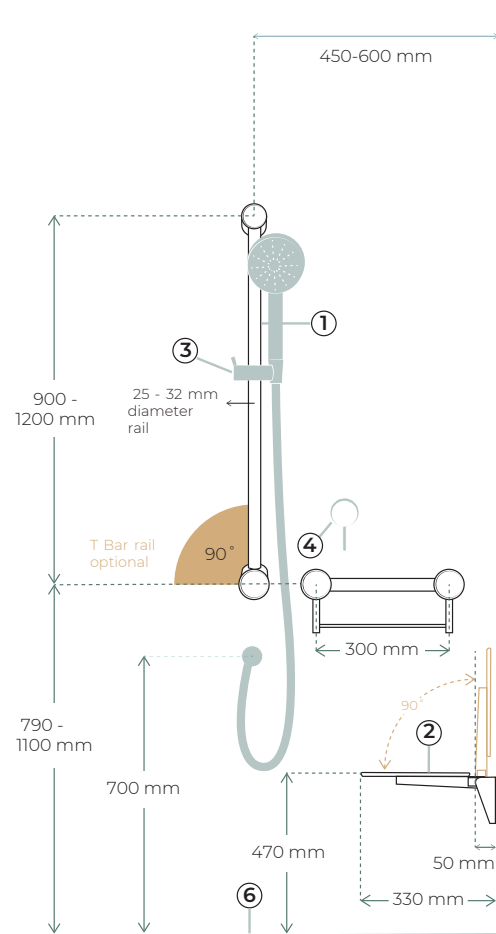
④ Wall Mixer Tap (NR221911X) (Optional Diverter to Overhead) P-50

⑥ Floor Waste (NRFW002) P-88

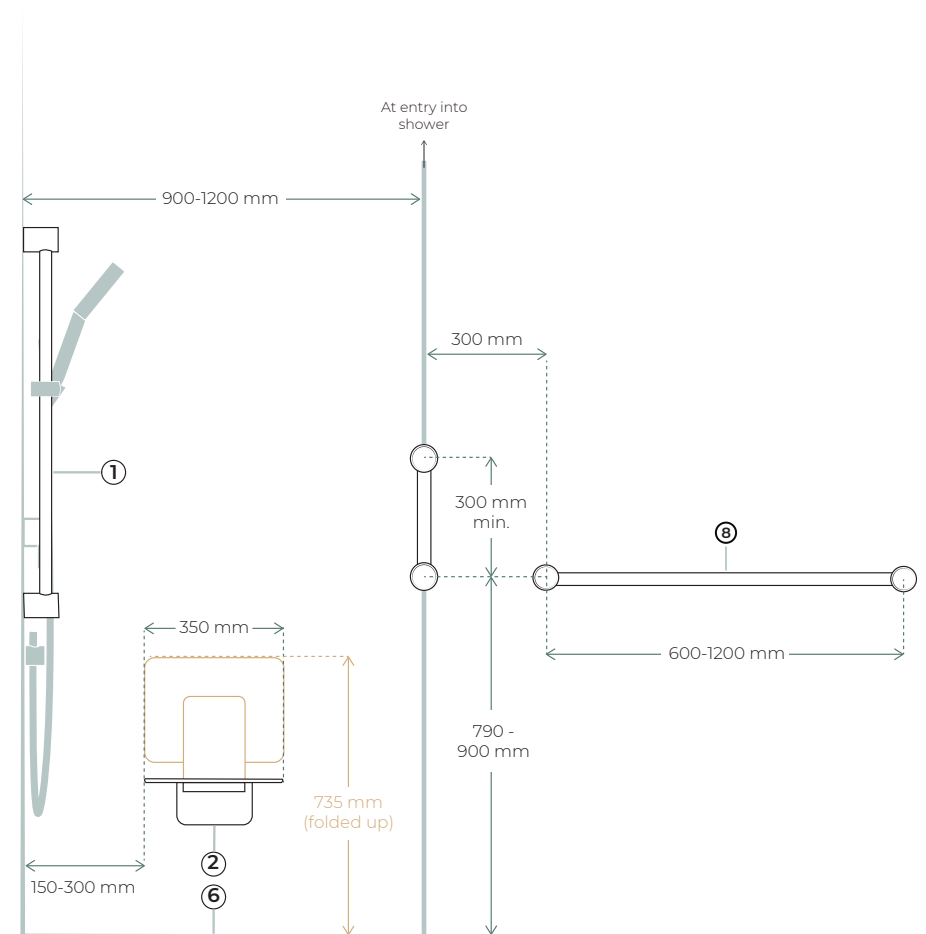
⑧ Double towel grab rail or single 25 grab rail (NRCR2524D) P-45



FRONT VIEW



SIDE VIEW

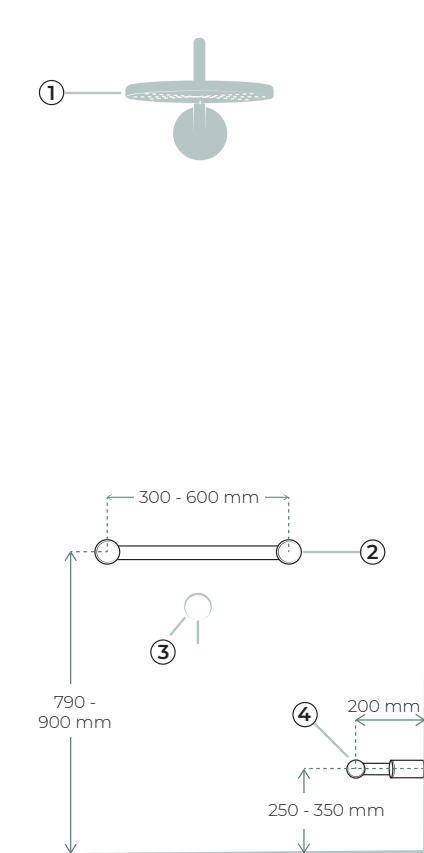


- ① Grab Rail and Hand Shower 900 () P-
- ② Shower Seat 350 Wide (S01A) P-
- ④ Wall Mixer Tap (NR221911X) (Optional Diverter to Overhead) P-50
- ⑥ Floor Waste (NRFW002) P-88
- ⑧ Double towel grab rail or single 25 grab rail (NRCR2524D) P-45

ASSISTED LIVING SHOWER – BASIC

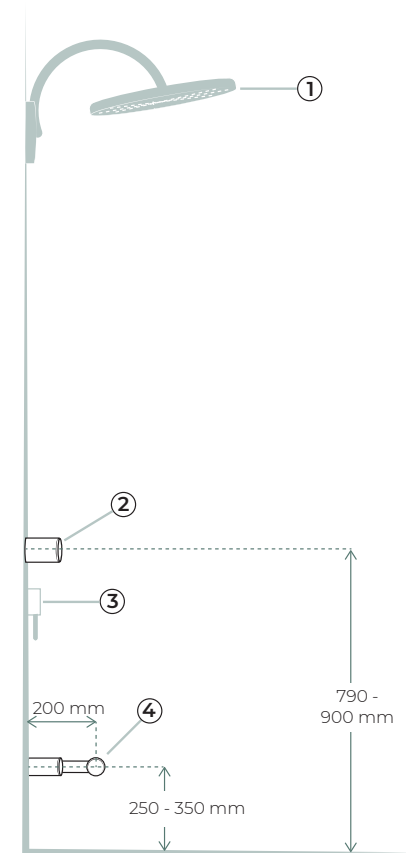


FRONT VIEW



- ① Over Head Shower Head or Twin Shower P-71
- ② Caibre Grab Rail 32 or 25mm P-28 or 40

SIDE VIEW



- ③ Wall Mixer Tap (NR221911X) (Optional Diverter to Overhead) P-50
- ④ Calibre Footrest/Corner Rail P-46

FRONT VIEW



SIDE VIEW





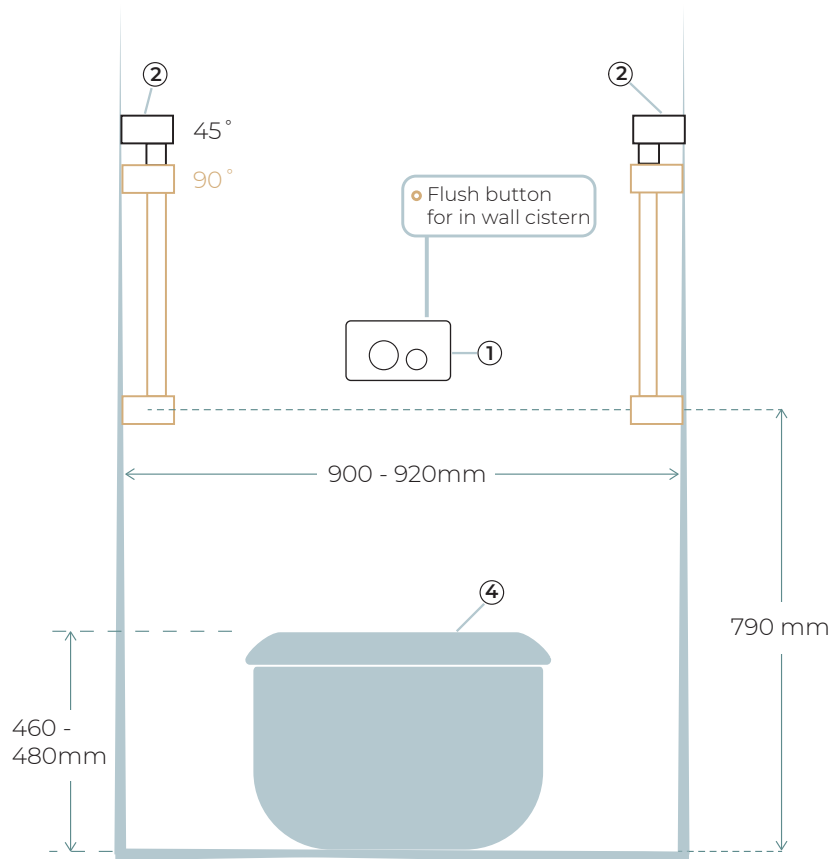
AS1428.1 AMBULANT TOILET RAILS

Ambulant grab rails are required in both male and female public toilets and commercial toilet facilities. Both left hand and right rails are required for Ambulant toilets. Our add on toilet roll holder is suitable for left or right hand rails.

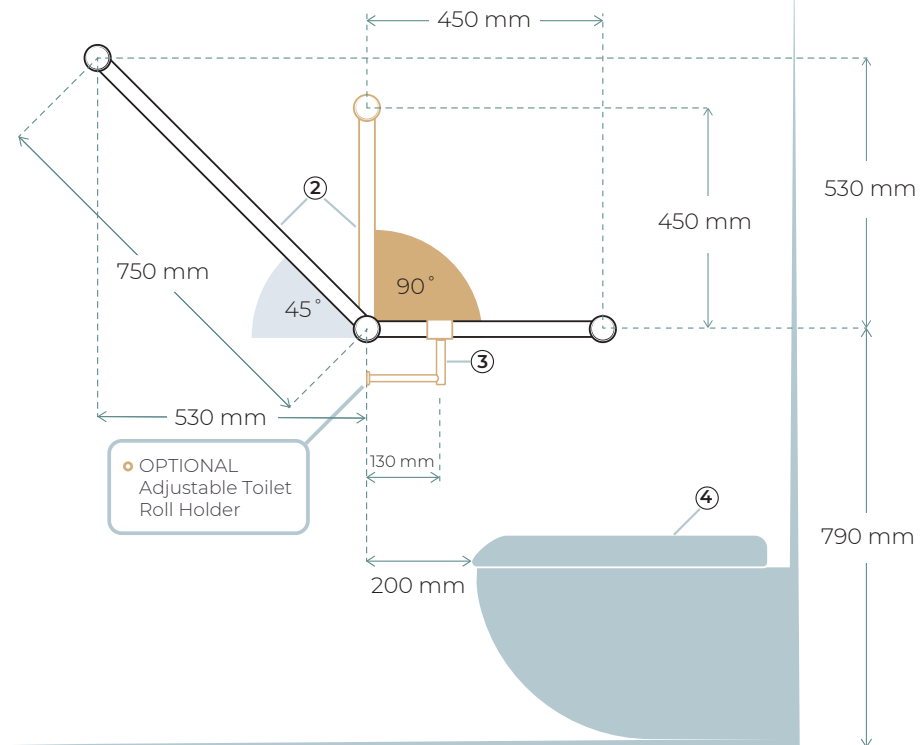
Avail Ambulant grab rails and seats are all compliant and approved to AS1428.1.



FRONT VIEW



SIDE VIEW



① In wall flush button - Standard P-82

② Ambulant 45 or 90 Degree Angled Grab Rail P-34

③ Add on toilet roll holder P-39 (or Wall Mounted)

④ Ambulant Toilet Suite(In wall or Standard cistern) P-86



“

We love being able to show customers the Avail range because we know that people won't view them as “hospitalish” and will be much more likely to accept them to make their bathroom areas safer.

– Leef ILS –

”



DDA WHEELCHAIR ACCESSIBLE BATHROOMS & TOILETS



AS1428.1 DDA WHEELCHAIR ACCESSIBLE PUBLIC BATHROOMS & TOILETS

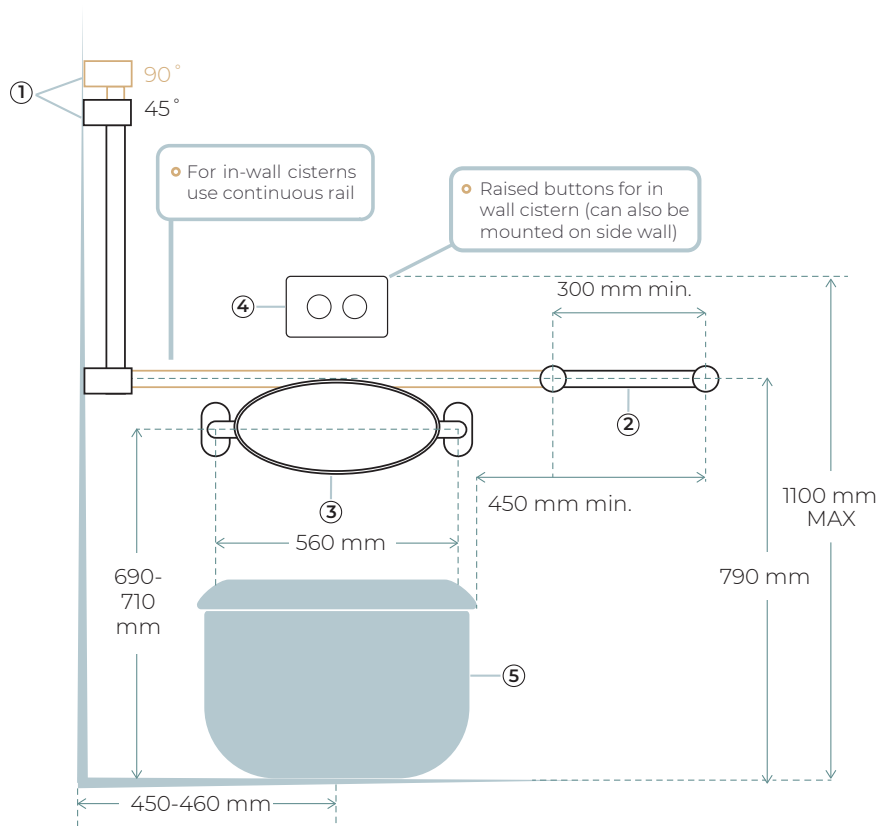
AS1428.1 DDA rails are designed for wheelchair users in Australian public sanitary spaces. The following dimensions have been transcribed from the Australian standard.

Avail DDA grab rails, shower seats and toilet backrests are all compliant and approved to AS1428.1.

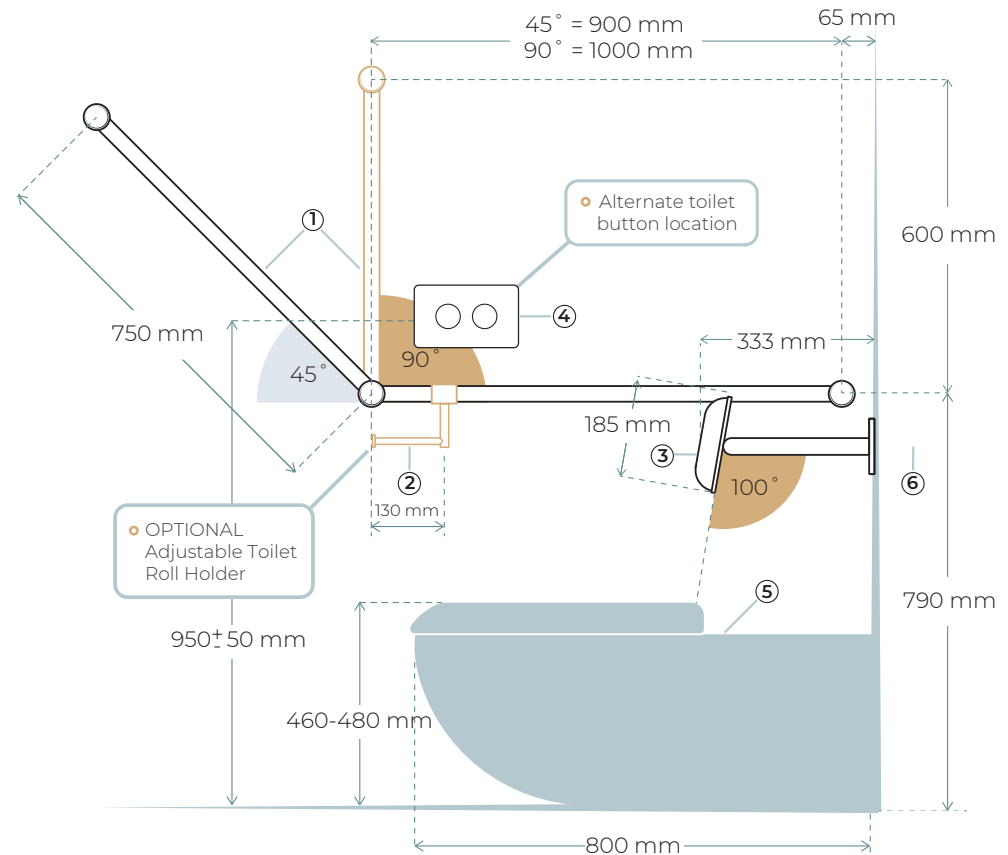
NATA Accredited test lab reports are available on our website or by request.



FRONT VIEW



SIDE VIEW



- 1** DDA Toilet Grab Rail 45 or 90 degree P-36
- Continuous for in wall cistern (R01CD45 or 90)
 - Side and Rear rails for wall mounted cistern (R01AD45 or 90)

- 2** Add on Toilet Roll Holder (NRCR3286T) P-39 or Wall Mounted

- 3** Toilet Backrest (R01R1) P-79

- 4** Raised Flush Buttons for In Wall Cistern (NRCRPL002) P-82

- 5** DDA Toilet Pan 800mm from Wall and Raised Height P-83 and 85
- Pan and Wall Mounted Cistern (HDC692-HEP-800)
 - Pan for In Wall Cistern (HDC692-HEBT)

- 6** In Wall Cistern Pneumatic (G30035) P-83

[illegible]

- ② Shower Seat 960 Wide
(S01D) P-77

Technical drawing of the shower unit showing dimensions and components:

- Component 1:** Vertical support structure.
- Component 2:** Horizontal support structure.
- Component 3:** Shower head.
- Component 7:** Base plate.
- Component 8:** Wall bracket.

Dimensions:

- Horizontal distance from wall to shower head: 1100 mm.
- Horizontal distance from wall to shower head (folded up): 400 mm.
- Horizontal distance between shower head and shower head: 200 mm.
- Horizontal distance between shower head and shower head: 600 mm.
- Horizontal distance between shower head and shower head: 960 mm.
- Horizontal distance between shower head and shower head: 40 mm.
- Vertical distance from shower head to shower head: 1200 - 1350 mm.
- Vertical distance from shower head to shower head: 815 mm (folded up).

- ⑥ Curtain Rail (RU1C12129) P-49

Quotes and Purchasing

Quote: Online you can save and download quotes, turn quotes into orders, save favorite items, or you can email us and we can send through a quote.

Purchase: You can purchase online, via email or over the phone. You can also purchase through any of our retail partners across Australia.

Enquiry: Phone Monday to Friday 8:30-4 or email

Visit: our website has info on retailers with displays. We are located in Seaford Melbourne.



WWW.AVAIL.DESIGN



1300 945 720



INFO.AVAIL.DESIGN



WWW.AVAIL.DESIGN

