



LENZTM
CHARGING SOLUTION

CCS to Tesla Adapter

User Manual & Installation Guide

Model ADPT31101

v001



Includes IMPORTANT SAFETY INFORMATION. Read thoroughly before use.

1. Safety Information

LENZ CCS1 to Tesla Adapter is exclusively designed for Tesla vehicles. It should **NOT** be used with any other vehicles or any other purpose.

While your Tesla vehicle is charging, **DO NOT** disconnect the CCS1 to Tesla Adapter.

DO NOT use the CCS1 to Tesla Adapter when ambient temperatures are outside the operating temperature range of 22°F to +122°F.

Store your CCS1 to Tesla Adapter in a cool and dry place within the recommended storage temperature range of -40°F to +185°F.

2. Warnings



Thoroughly read this manual before using the LENZ charging adapter. Disregarding the instructions or neglecting the provided warnings detailed in this document may lead to serious hazards, including fire, electrical shock, or severe injury.



Under no circumstance should you attempt to open, disassemble, repair, tamper with, or modify the LENZ adapter. Engaging in such actions not only risks damaging the device but also increases the risk of electric shock or other harmful consequences.



Avoid exposing the adapter to moisture or high temperatures. Subjecting the adapter to these conditions may lead to performance degradation, physical damage, and additional safety concerns.



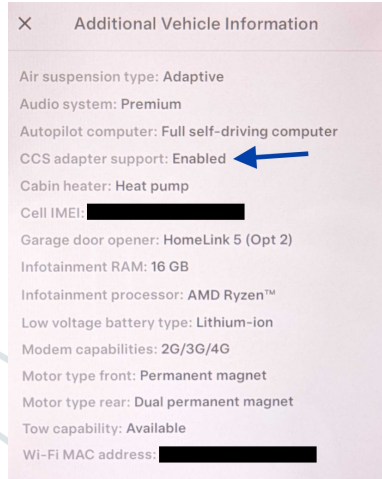
BEFORE EACH USE, inspect both adapter and charging ports to identify any presence of dirt or debris. Adapter and charging port connectors must be clean for safe usage and charging. **DO NOT** use if either the adapter or the charging ports are damaged.

2. Compatibility

ONLY Tesla models manufactured after 2021.

Confirm your Tesla vehicle is compatible with CCS1 adapter: Select “CCS adapter support: Enabled” on your Tesla control screen. On your Tesla control screen, go to (see control screen example):

Controls → Software → Additional Vehicle Information → CCS Adapter Support → **Check if enabled**



3. What's in the box?

1x LENZ CCS1 Adapter

1x Protective Storage and Carrying Case



LENZ™

3. Product Overview

1



2



1

CCS End: This is the part of the adapter that you will connect to the CCS standard charging station.

2

Vehicle Connection End: This end of the adapter connects directly to your electric vehicle's charging port.


4. Specifications

Input:	500 VDC
Output:	Up to 250 kW
Operating Temperature:	-22°F to +122°F (-30°C to 50°C)
Connector Port:	NACS formerly known as Tesla
Charging Port:	CCS1 (Female) to NACS (Male)
Weight:	2.27 lbs.
IP/NEMA Rating:	IP 54
Certification:	UL 2251 and CSA C22.2 No. 282-17 (SGS Listed)

5. Usage Guide

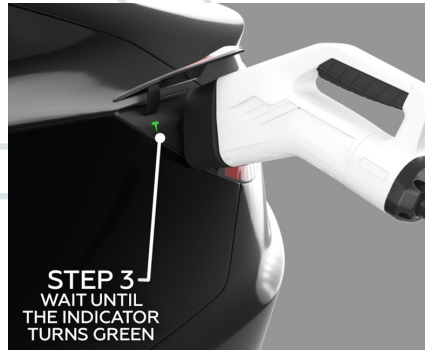
Inspect the Adapter: Before each use, visually inspect your CCS Adapter for any signs of wear, damage, or foreign objects. **DO NOT** use the adapter if you notice any issues.

Step 1: Insert the CCS end of the adapter into the charging station's charging connector (Ensure the connection is firm and secure).



Step 2: Connect the Vehicle Connection End of the adapter to your Tesla's charging port.

Step 3: Your Tesla will confirm secure connection with a green "T" light on the charging port.



DISCONNECTING: Disconnect **ONLY** after charging is complete. Always disconnect the adapter from your vehicle first by pulling the charger handle and adapter together (**DO NOT** press unlock button on charger handle), then disconnect it from the charging station.

5. FAQ

Q: Is the CCS1 Adapter waterproof?

A: The CCS1 Adapter is rated as IP54, which makes it resistant to dust and splashes of water from all directions. However, it's best to avoid exposing it to heavy rain or submerging it in water.

Q: How fast can the CCS1 Adapter charge my EV?

A: The charging speed depends on several factors, including your vehicle's acceptance rate, the output of the CCS1 charging station, and the condition of your vehicle's battery. While the CCS1 adapter is capable of handling charging power up to 250 kW, the charging speed varies depending on several factors mentioned here. Always refer to your vehicle's manual for specific charging times.

Q: Can I leave the adapter connected to the charging station when not in use?

A: It is recommended to disconnect the CCS1 Adapter from the charging station when not actively charging to prevent unnecessary wear and potential safety hazards.

Q: My vehicle is not charging when I connect the adapter, what could be the problem?

A: If the charging process does not start after connecting the adapter, please check that both connections are secure. If the problem persists, please contact LENZ Charging customer support.

Q: Can the CCS1 Adapter be used with any CCS charging station?

A: The adapter is designed to work with charging stations that adhere to the CCS1 standard. However, it's always a good idea to check the specific requirements of the charging station.

6. Warranty & Support

Register your product today to extend your warranty protection for an additional 6 months, and stay informed on the latest and, sometimes, critical updates. And get special offers! Scan QR code to go to our registration page.



Disclaimer

LENZ is not affiliated with Tesla Inc. The term 'Tesla' is a trademark of Tesla Inc., used here only for compatibility description purposes.

Headquarters

17 Hammond, Unit 401
Irvine, California 92618
USA

For additional information visit our website: www.lenzcharging.com
Contact us at info@lenzcharging.com

Made in China

LENZ™