



RESSENCE
BEYOND HANDS

TYPE 1²
USER MANUAL

«Built on the expertise of yesterday, crafted with today's technology, your TYPE 1² is designed for tomorrow.»

A handwritten signature in white ink, reading "Benoît". The signature is fluid and cursive, with a long horizontal stroke extending from the end of the word.

Benoît Mintiens
Founder and Creative Mind



PHILOSOPHY

RESSENCE watches are designed from the outside to the inside. Although strikingly innovative, the technologies implemented are relegated behind the scenes. What is more important is the user experience on looking at a watch that seems to project the temporal indications onto the glass. Our mono-surface dial is composed of discs and rings adjusted to the micron. Exit the physical hands. They are replaced by graphical lines in order to reproduce the angles through which we are accustomed to reading the time. All RESSENCE watches share the same inimitable DNA. The main dial, as well as the auxiliary dials, revolve continuously, behaving like moons around a planet. This means that the face of the watch changes continuously - which is the essence of Time.



DESIGNED IN BELGIUM MADE IN SWITZERLAND

We design and engineer our watches in Antwerp, Belgium. The first thing we ask is what do people need? Functionality is key. Next we start questioning the user experience. We aim to awaken senses and provoke wonder. Then we begin manufacturing around our ideas. We innovate, we create. It requires time and commitment. We produce and assemble our watches in Fleurier, Switzerland.

USER EXPERIENCE

At RESSENCE, we go beyond providing useful functions on a watch. Our watches are a joy to own but most importantly to use, to feel, to touch. It is physical, almost magical yet always relevant.

RESSENCE's experience is beyond hands.





INNOVATIONS

DISCS

It was in 2010 on the ZERO SERIES prototypes that we unveiled for the first time the patented invention on which rests our new expression of Time: ROCS which stands for Ressence Orbital Convex System. Fully designed and developed in-house, this unique horological complication module is composed of co-planar discs and rings of different sizes, curved to match the bend of the glass that covers them. Recto, the discs create a flush dial. Verso, they serve as platina and bridges to the module with a large number of components - from 107 components for the TYPE 1 [ROCS 1] up to 215 components for the TYPE 3 [ROCS 3] which drives a six-fold display complication. Each of the time indications

of the RESSENCE watches is generated by the ROCS from a single piece of information provided by the automatic base movement: the minute.

With the ROCS, time-information is displayed on a single surface, both eyes see a same image (like words on a sheet of paper), while on a traditional watch, where the hands and dial are superposed, the projected image is different for each of the two eyes because of its 3D nature. The choice to focus on the minute disc is also dictated by a concern for legibility. In most cases, this is the information you first look for when checking your watch. Every minute that passes, you observe a different dial.

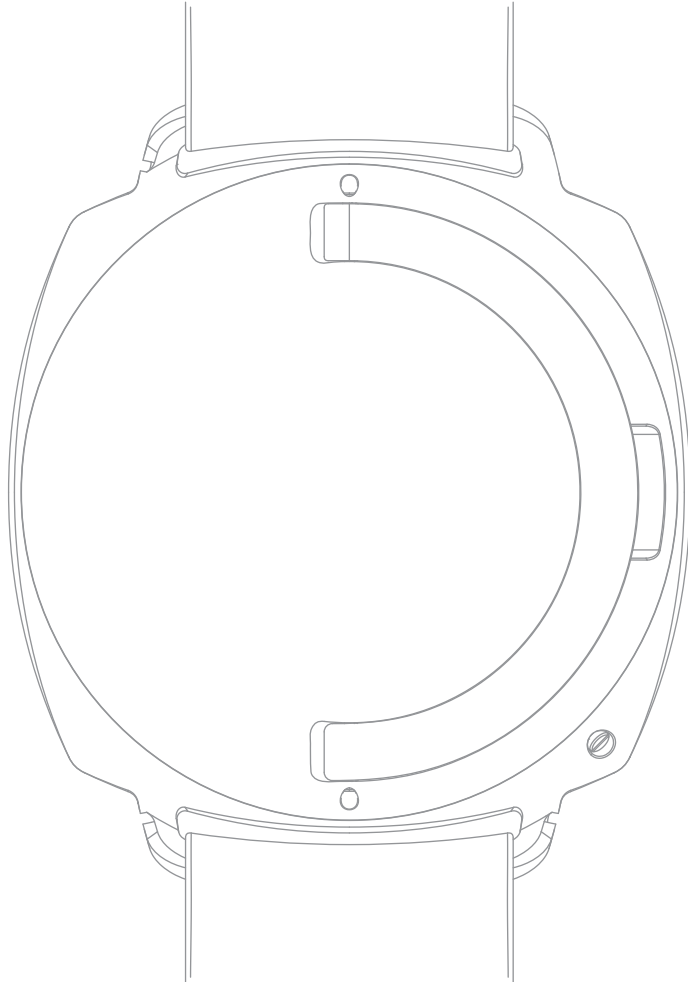




INNOVATIONS

NO CROWN

In the pursuit of improved ergonomics, the organic design of the RESSENCE watches becomes imperative in obtaining a completely sleek surface. The case is virtually invisible and the crown has disappeared from the scene. Right and left-handers are now equally well-served. On TYPE 1² the crown is replaced by an alternative of ingenious simplicity, namely, the folding lever on the caseback, which assumes the functions of manual winding and time setting. Behind the easy setting / winding mechanism system also lies the logical principle that the watch only needs to be set when it has stopped. Simply setting the watch winds it at the same time.






TECHNICAL FEATURES

FUNCTIONS	<ul style="list-style-type: none">· Seconds, Minutes, Hours, Week Days
MOVEMENT	<ul style="list-style-type: none">· ROCS 1 module driven by the minute axle of a customised 2824/2 base calibre· 3 dimensional bridge architecture· Self-winding· 36 hours power reserve· 28,800 vibrations per hour· 27 gears· 40 jewels· 2 ball bearings (1 ruby & 1 steel)
DIAL	<ul style="list-style-type: none">· Convex (125 mm radius) German silver discs with 3 eccentric biaxial satellites inclined at 3° (hours) and 4,75° (seconds and weekday)
CASE	<ul style="list-style-type: none">· 41mm diameter x 11.5mm thickness· 316L Stainless Steel· Sapphire crystal top with anti-reflection coating inside and outside· Manual winding over 45° and set up via folding lever on the caseback· Rotating two directions
STRAP & BUCKLE	<ul style="list-style-type: none">· 20mm/20mm· Ardillon buckle
WATER-RESISTANCE	<ul style="list-style-type: none">· 1 ATM (Splash-resistant)
TOTAL COMPONENTS	<ul style="list-style-type: none">· 212



HOW TO READ TIME





SETTING YOUR WATCH

The TYPE 1² has a unique setting mechanism. Unlike traditional watches, the TYPE 1² has no crown for winding or setting the watch. The different actions normally carried out with a crown are done by turning clockwise and/or counter-clockwise the caseback of the watch via the folding lever. Important notice is to always turn slowly when winding or setting. We recommend to first manually wind the watch if necessary, then set the AM/PM, the day and finally the time.

1. MANUAL WINDING

Turning the caseback counter-clockwise (when looking at the caseback) will wind the watch manually over a short section (45°). The winding section starts when it becomes harder. A winding sound is perceptible when over the section followed by a “click” sound when leaving it. While manually winding, the time will change accordingly. It is therefore recommended to wind by oscillating back and forth the caseback over the winding section about twenty times. (like a disc jockey would)

2. AM/PM SETTING

The AM/PM is shown by the day indication and is directly connected to the hour indication. This means you will need to turn the sapphire caseback twelve times to go from AM to PM and vice versa.

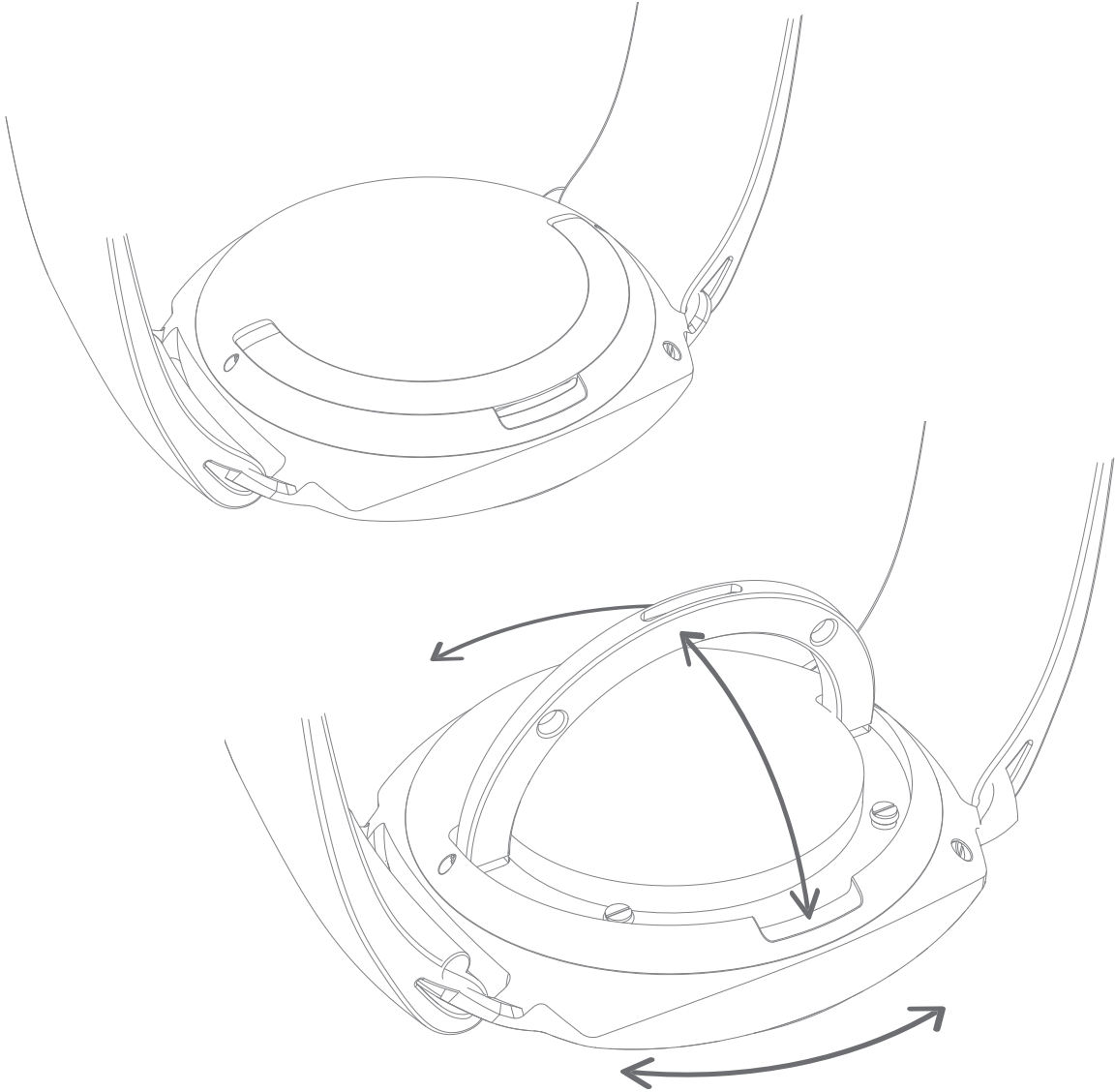
It is recommended to set the AM/PM indication by turning the sapphire caseback clockwise (when looking at the caseback) but it can be done counter clockwise if needed (shorter way to reach the desired AM/PM).

3. DAY SETTING

To quickly set the day you need to turn the caseback clockwise (when looking at the caseback). The indicator will jump one day backwards every nine minutes.

4. TIME SETTING

The hour indication is directly connected to the minute indication. This means you will need to turn the sapphire caseback one time to add one hour. It is recommended to set the time by turning the caseback counter-clockwise (when looking at the caseback).





F A Q

IS MY TYPE 1² SHOCK RESISTANT?

We have developed a special shock absorber between the base calibre and the ROCS. Nevertheless, we recommend to wear a TYPE 1² as a dress watch and not as a sports watch. It is made for your everyday life but must be treated with the care it deserves.

IS MY TYPE 1² WATER RESISTANT?

Your watch is what we called splash resistant. It is not meant to go under water.

WHEN DO I NEED TO SERVICE MY TYPE 1²?

Your TYPE 1² does not require more frequent servicing than a traditional watch. It is advisable to carry out a full service at an authorized Ressence Service Center once every three to five years. We recommend that you have the water resistance checked once a year. Please note the service frequency also depends on the climate and your own individual care of the watch.



WARRANTY

We go to great lengths to ensure that our watches are both genuine and enjoy many years of good service. Each watch comes with an individual identification serial number, which can be checked against our records to prove its authenticity. Even our warranty cards are protected against tampering - made by Prooftag, each card displays a randomly generated pattern of bubbles that is unique in positioning, shape and size. The card cannot be replicated - not even by Prooftag.

The card - once completed, dated, signed and stamped by the authorised RESSENCE retailer who sold the watch - makes the warranty valid. This guarantees our watches against all manufacturing defects for two years from the date of purchase. To make a claim against this warranty, please simply present your watch and completed warranty card to any authorised RESSENCE retailer.

Any card stamped by a non authorised RESSENCE retailer is invalid.

The warranty does not cover damage caused by inappropriate use or handling of the watch. It excludes wear and tear, damage caused by accident or careless handling accordingly to the warranty terms.

One last thing: in the unlikely event that your RESSENCE watch needs repairing, or when the time comes to duly maintain it, all work must be conducted by an authorised Ressence Service Center. Unfortunately, failure to observe the above conditions invalidates the warranty.



MAINTENANCE

A RESSENCE watch comprises many dozens of tiny, often delicate parts, carefully combined to make a robust, high precision timepiece. Each example is assembled with the utmost care - but some things are beyond our control. Shocks, magnetic fields and even gravity can, over time, affect the performance of its regulating parts - those that work to count out the passing of time, normally with such accuracy. This is true of any mechanical watch.

As such, we recommend that it undergoes a complete overhaul every three to five years, depending on how tough a life it has led. This will ensure that your RESSENCE watch enjoys a long, trouble-free life as an exemplar of precision time-keeping and high grade mechanics, and will preserve its value.

This overhaul should only be conducted at an authorised Ressence Service Center. This will be best placed to appreciate and restore the particular intricacies of a RESSENCE watch.

We also advise that each year your RESSENCE watch undergoes a water-resistance test. This will ensure that the gaskets that protect your watch from humidity and dust remain at maximum efficiency.

The service centre can also de-magnetise your watch, which will help re-establish the normal rate of operation and accuracy. It is just a fact of modern life that, thanks to our use of electronic devices, TVs and, occasionally, x-ray machines, the environment is replete with sources of strong magnetism. These can affect the running of a mechanical watch.



All RESSENCE watches undergo rigorous quality control in compliance with the highest standards of the Swiss watchmaking industry. After being pre-tested in Switzerland, the entire watch cased-up is controlled internally over a period of 500 hours. The R500H - RESSENCE 500 Hours - takes place in our headquarters and consists of the 6 following operations.

- Rating Regularity Control
- Water Resistance
- Power-Reserve Control
- Shock Resistance
- Temperature Resistance
- Aesthetics Control

OUR AWARDS



SPIRAL
AWARDS
年度好表 游絲十大
2014



OUR MILESTONES

Benoît Mintiens introduces three functional **PROTOTYPES** at Baselworld. Our new concept receives ecstatic reviews.

2010

2011

The **ZERO SERIES**, a limited run of 50 pieces, is launched to meet the demand of connoisseurs around the globe. It sells out.

We introduce the **SERIES ONE**, a 150 piece edition based on the ZERO SERIES.

2012

2013

The **TYPE 3**, the first ever oil-filled mechanical watch takes the watch industry by surprise. It is applauded as one of the most innovative watches of the year.

We release the **TYPE 1**, our most stripped back watch to date.

2014

2015

TYPE 5, the first mechanical diver watch to be perfectly readable underwater regardless of the viewing angle, is launched.

The Cultural Council of the FHH certifies that RESSENCE meets **HAUTE HORLOGERIE** standards of excellence, the techniques of watchmaking in symbiosis with the applied arts.

2016

2017

TYPE 1², the first cushion shaped RESSENCE is launched.

RESSENCEWATCHES.COM