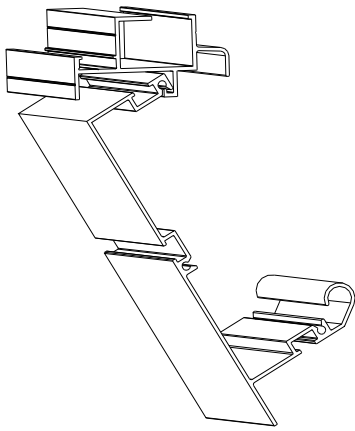




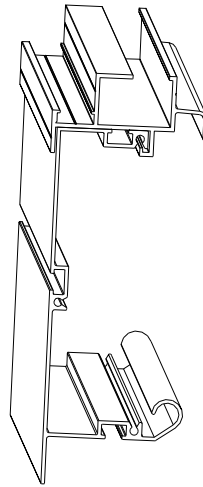
www.divetogarden.com

832-363-8000

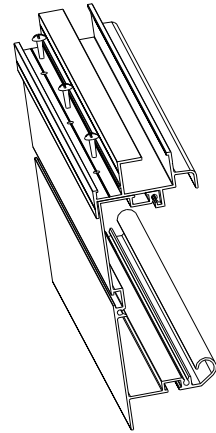
Step 1



Step 2



Step 3



We recommend you permanently attach the Base sections to the Floor Profiles with Self Tapping metal screws – 3 screws in front and back and 5 screws on each side.

Insert the screws from the top in the inside channel of each of the Floor Profiles.

