



PHOTOVOLTAIC WATER HEATER 200 AND 300 LITER

The photovoltaic floor-standing boilers supply hot water cost-effectively and CO₂-free. The photovoltaic modules are connected directly to the boiler. An additional heat exchanger enables connection to an existing gas, oil or pellet heating system.

1800 W of photovoltaic heating power provides enough hot water for a family of several people.



NO GAS & OIL

Shutting down inefficient and expensive gas & oil heating over long periods of the year.



COST SAVING

Hot water through almost free photovoltaic electricity. High economic efficiency due to low initial investment costs and almost no operating costs.



NO REGISTRATION

No electricity is fed into the grid. This eliminates the obligation to register the photovoltaic system.



EASY INSTALLATION

The photovoltaic modules are connected directly to the water tank. Due to the extra low voltage, no electrician is required for installation.



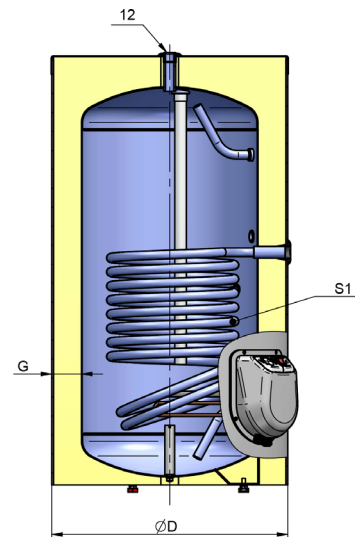
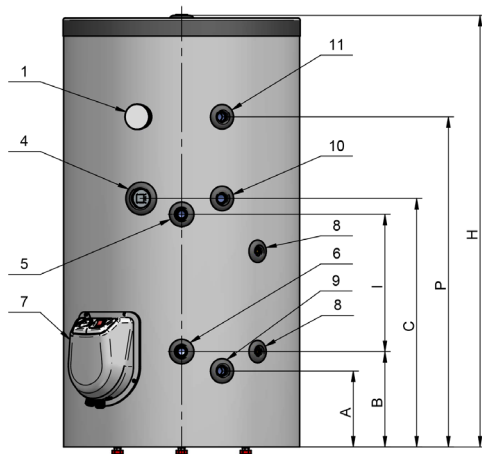
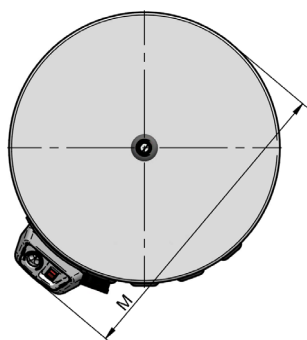
3X MPP TRACKER

Multiple MPP trackers for multiple strings provide maximum flexibility and yield.

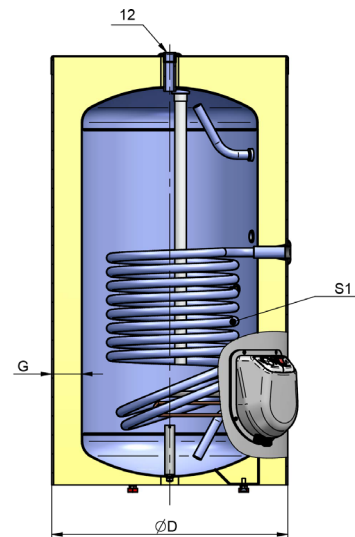
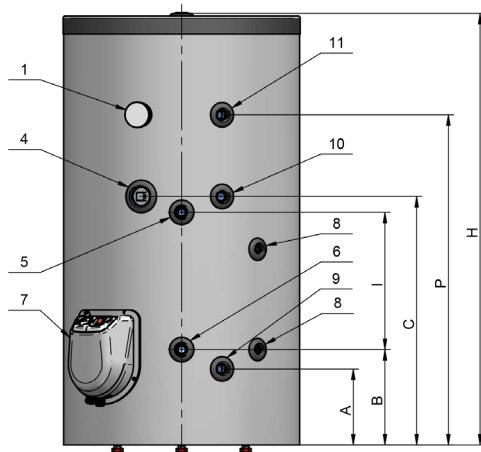
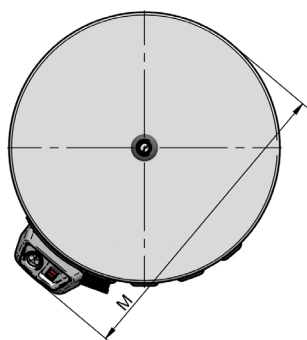


HEAT EXCHANGER

It is possible to connect an existing heating system in order to be able to reheat the water on days with low solar radiation.



	UNIT	200 LITER	300 LITER
PHOTOVOLTAIC WATER HEATER			
Product model	–	PVB-200	PVB-300
Volume	l	200	300
Max. heat loss	W	47,5	50,2
Rated pressure	MPa	0,8	0,8
Volume	l	186	264
Gross weight	kg	74	88
PHOTOVOLTAIC HEATING (ELECTRICAL HEATING)			
Max. photovoltaic current consumption	A	16	16
Rated electrical power	W	1800	1800
Max. connected photovoltaic power	W _p	6000	6000
Max. connected photovoltaic power per MPP tracker	W _p	2000	2000
Max. open circuit voltage of photovoltaic module	V _{oc}	50	50
MPP tracker quantity	–	3	3
Time of heating with photovoltaic power at a sunny day (1800 W heating power) from 10°C up to 65°C	h	6½	9½
Maximum water temperature through photovoltaics	°C	65°C	65°C
CONNECTIONS			
1: Thermometer		✓	✓
4: Additional socket		G 1½ F	G 1½ F
5: S1 – Feed		G ¾ F	G ¾ F
6: S1 – Return		G ¾ F	G ¾ F
7: Flange with heating element		✓	✓
8: Socket for thermostat		G ½ F	G ½ F
9: Fresh water inlet – Drain		G ¾ F	G ¾ F
10: Recirculation		G ¾ F	G ¾ F
11: Hot water outlet		G ¾ F	G ¾ F
12: Hot water outlet		G ¾ F	G ¾ F



	UNIT	200 LITER	300 LITER
HEAT EXCHANER			
Operating pressure	MPa	1	1
Max. temperature on the heating fluid	°C	110	110
Max. temperature in the tank heated by the heat exchanger	°C	95	95
Surface area	m ²	0,90	1,12
Volume	L	4,3	5,4
NL [2]	...	3,6	8
Continuous output according DIN 4708	kW	25	35
Flow rate according DIN 4708	L/min	10	14
Power according EN 12897	kW	18,6	19,3
Heat up time according EN 12897	Min	28,8	39,4
Pressure loss	mbar	120	50
Maximum amount of drained water MIX 40°C according EN 12897 when the power is off	L	286	406
DIMENSION			
A	mm	210	210
B	mm	260	265
C	mm	855	840
D	mm	600	670
G	mm	75	85
H	mm	1430	1605
I	mm	550	530
M	mm	690	760
P	mm	1155	1315