


Original instructions

World Leader in Air Cooling



Owner's Manual & Warranty Card

**IMPORTANT
READ AND SAVE THESE INSTRUCTIONS.**

Please keep this important manual in a safe place.
It is the owner's responsibility to ensure that regular maintenance is carried out on this evaporative cooling product.

Arctic Circle[®]
by Symphony

Arctic Circle[®]

by Symphony

www.bonairedurango.com
Customer Care 1-800-939-2983

Thank you for purchasing a quality Symphony Evaporative Portable Cooler.
We care about your safety and would ask you to spend a few minutes
reading these simple instructions before operating this product.

Safety!

Read carefully prior to attempting to assemble, install, operate or maintain the unit.

- Read and save these instructions. Do not throw these instructions away
- Complete the unit assembly before attempting to operate.
- Interference with and operation of this cooler in any manner not prescribed by these instructions could cause a safety issue and WILL void any warranty.

Warnings

WARNING Operation:

- This appliance is not intended for use by persons (including children) with reduced physical, sensory or mental capabilities, or lack of experience and knowledge, unless they have been given supervision or instruction concerning use of the appliance by a person responsible for their safety.
- Do not use cooler on uneven or unstable surfaces.
- Lock all the lockable wheels before operating cooler.
- Do not overfill. Use water only.
- Do not operate cooler with Rear Filter Panel removed.
- Do not insert any foreign objects or body parts into the air inlet or outlet, otherwise bodily injury or property damage may occur.
- Do not use immediately adjacent to heat sources such as stoves or radiators.
- Do not use immediately adjacent to sources of water, such as swimming pools, hot tubs, bathtubs, showers, sinks or other liquids.
- Do not operate this product near an open flame or the product may ignite and cause fire, resulting in bodily injury or property damage.
- Do not operate in areas where gasoline, paint or other flammable liquids or vapours are used or stored.
- Do not allow children to operate or service this cooler.

WARNING Electrical:

- All electrical connections must comply with local construction and safety regulations and be performed by qualified personnel.
- Make sure that the power switches are in the off position before connecting and operating your cooler.
- Do not use this product with any solid- state speed control device.
- Keep the cord away from heated surfaces.
- Do not operate cooler with a damaged cord, plug or other components.
- Do not step on or roll over the USB Cable with heavy or sharp objects.
- Do not run the USB Cable under carpet or other floor covering. Arrange cord away from traffic area and where it will not be tripped over.
- If the USB Cable is damaged, it should be replaced by a service agent or qualified personnel to avoid risk of bodily injury or property damage.

- Use only qualified electricians for replacement or servicing of switches, or electrical motors and components in this cooler.
- If damaged, discard cooler or return to an authorized service facility for examination and/or repair.
- Always unplug the USB Cable receptacle when the air cooler is not in use, before adding water, before cleaning, before maintenance or before moving to another location by lifting from handle.
- Do not plug the cord into electric outlet with wet hands or an electric shock may result. The same applies for unplugging.



WARNING Maintenance:

- Never wash the unit cabinet with a high-pressure hose. water may harm the motor and electrical system.
- Never attempt to disassemble or alter the product in any way not instructed by this manual. Shock, fire, or bodily injury may occur.

Stagnant water may cause bacterial growth and serious health problems.
Do not allow stagnant water to remain in the tank.


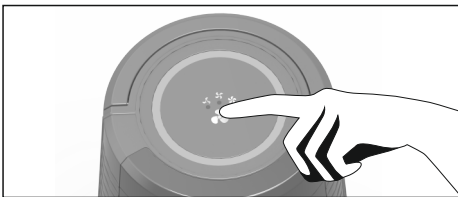
- Drain and clean the water tank before storage, after seasonal use and whenever the unit is not used for a long period of time.


How to install and operate Symphony cooler



1. Product on a flat surface such as a table or desk. Attach USB and plug into USB adaptor / Laptop / Power bank

2. Fill the water tank by gently pouring water or add ice for more cooling from front side water inlet door.



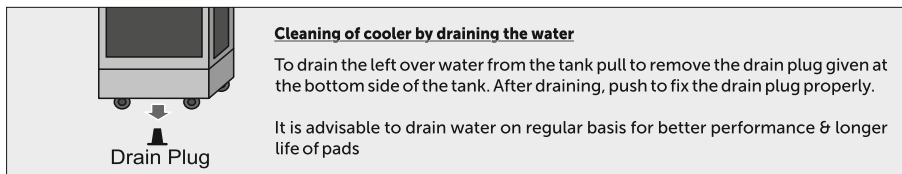
3. Touch the  button to turn product ON
It will default to low speed mode

4. use the air direction tab to adjust airflow up/down to your preference.

- 1st touch : Power on, Low speed
- 2nd touch: Medium speed
- 3rd touch : High speed
- 4th touch : Power off

Maintenance Tips


- 1) Disconnect the USB Cable before servicing or maintenance.
- 2) Do not interfere with any of the electricals, and keep away from moving parts.
- 3) To clean the tank, remove drain plug. Drain out all the residual water, and push drain plug back in firmly. Draining out of stagnant water regularly from tank is necessary to keep your environment hygienic.
- 4) To clean the cooling pad, unplug the cooler; using a garden hose outside, apply low-pressure water over the cooling pad. Depending on the surrounding environment, clean the pad at least once or twice in a year,



- 5) Under no circumstances, should customer open the cooler.
- 6) Always use clean tap water.



1. Pull to open back panel



2. We recommend weekly cleaning of your product and cool pad to keep in best working condition, and replacing the cool pad every 3-6 months.


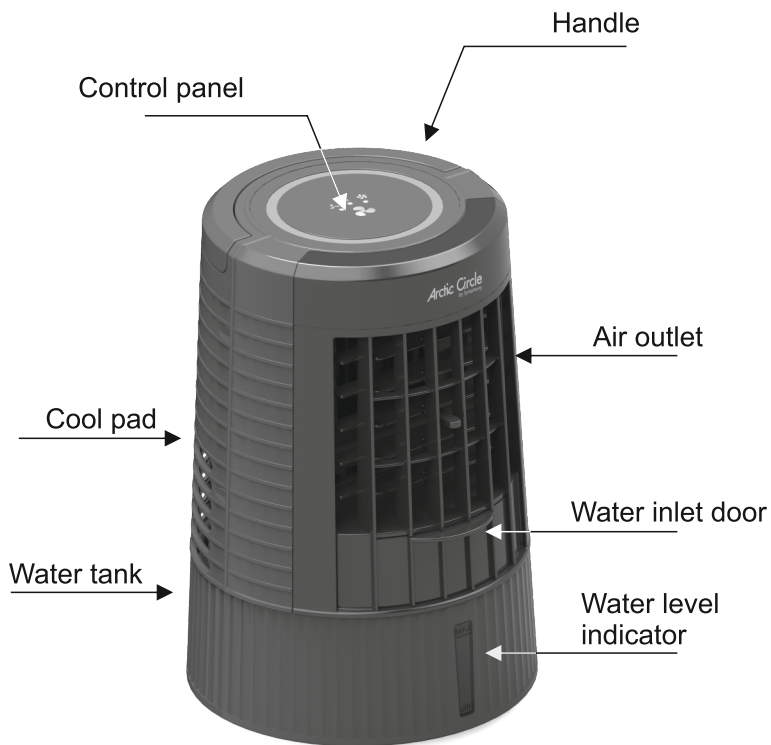
- Do not carry product when filled with water, Some water may remain in unit even if tank is empty.
- Use only clean water. If needed, use distilled water.
- Please read and follow regular maintenance as recommended in "Maintenance" section of this guide.
- product works best in non-polluted areas. Large dust/dirt particles may reduce lifetime of unit.
- We recommend use only in dry locations. If using in a moist area or environment, take care not to get water on external areas of the product.
- If a leak or spill occurs on the surface of device, unplug product and let it dry . Then, use as normal.
- Do not place in direct sunlight for extended period of time.
- Before not using product for extended periods of time, empty the water tank, turn unit on, and set to highest fan speed for at least 4 hours. This will dry out then and inside of your unit.

- Only use the original USB cable supplied in package.
- Do not touch the power supply or USB cable with wet hands
- Unplug product when cleaning, removing/replacing filter, or moving the device
- For best results, place product on a higher surface like a table or counter top and nearer to user
- Do not place product near a heater or any electrical equipment.
- Do not place the device in passageways or high traffic areas where there is a possibility of tripping or knocking it over.
- Do not allow any foreign objects inside product
- Do not place items on top

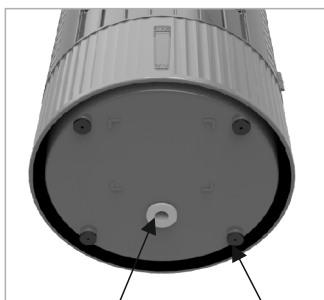
Specification

- DC 5V Input
- 700 ml tank capacity
- C-Type USB port and cable
- 3-Speed

Product part description



USB power slot



Drain plug
at bottom side

Rubber pad



USB Cable

WARRANTY INFORMATION

Warranty

Statement on Product Warranty (U.S.A.)

1. Warranty

Subject to the Conditions and Exclusions, Bonaire USA LLC provides the original purchaser with the following warranty:

Bonaire USA LLC warrants these appliances: Duet mini, for a (1) one-year period (parts only) from the date of purchase. During this period, a defective appliance or defective parts will be repaired or replaced free of charge at the election of Bonaire USA LLC. In addition, Lifetime cabinet corrosion parts only warranty on the unit cabinet applies.

Bonaire USA LLC makes no warranties, representations, or promises as to the quality or performance of its evaporative coolers other than those specifically stated in this warranty.

2. Conditions and Exclusions

- a) The warranty only covers portable coolers manufactured by Bonaire USA LLC and purchased in the U.S.A.
- b) The warranty does not cover installation components that may be attached to the product manufactured by Bonaire USA LLC. These may include and is not limited to items such as ducting, flues, grills, piping, etc. These items remain solely the responsibility of the installer / owner.
- c) This warranty is only valid if the appliance is installed and operated in accordance with the manufacturer's instructions and for its designed and intended purpose at the nominated phase, voltage and frequency.
- d) Product fitness for purpose and overall system design / sizing are solely the responsibility of the installer / owner. This includes but is not limited to heat load calculations, air flow, system balancing, humidity, water quality, etc.
- e) Industrial or commercial use of this product will void the warranty. The appliance is designed for domestic use only.
- f) The product must be installed by a qualified person in the manner prescribed by local and statutory regulations and to the manufacturer's specifications.
- g) Warranty will only be given where proof of purchase is provided by the original purchaser and Bonaire USA LLC is satisfied that the appliance is within the warranty period.

- h) Warranty will not be provided where, in Bonaire USA LLC opinion:
- i. There is nothing wrong with the appliance.
 - ii. The defective operation of the appliance is due to failure of electricity or water supply.
 - iii. Defects are caused by neglect, incorrect application, abuse, normal wear and tear or by accidental damage of the appliance.
 - iv. An unauthorized person has attempted to repair the appliance.
 - v. The appliance has been changed or modified in any way.
 - vi. A situation arises referenced in the trouble-shooting guide.
- i) Damage caused by elements such as wind, rain, lighting, floods, etc. along with power spiking and brownouts are not considered defective material or workmanship and as such are not covered by our warranty.
- j) If there is no certificate of compliance for plumbing or electrical work, Bonaire USA LLC reserves the right to refuse warranty on non-compliant installations.
- k) No responsibility will be accepted for outside elements such as pests, animals, pets and vermin that may cause damage to the unit.
- l) Harsh environmental situations such as salt air that may cause damage are not covered.
- m) Responsibility or liability is not accepted for damage to contents, carpet, walls, ceilings, foundations or any other consequential loss or damage of whatever nature either direct or indirect resulting from installation, operation or misuse of the appliance.
- n) Parts replaced under warranty are warranted for the balance of the original Warranty Period.
- o) All warranties are non-transferable.
- p) The benefits conferred by this warranty are in addition to warranties and other rights in respect of the appliance, which the consumer has under State and Federal laws. This warranty must be read subject to that legislation and nothing in this warranty has the effect of excluding, restricting or modifying those rights.

3. How to obtain service

Subject to the aforementioned conditions and exclusions, Bonaire USA LLC will repair or replace (at its discretion) any evaporative cooler which, after examination, is determined to be defective for the duration of warranty delineated in "Warranty" section. Bring the evaporative cooler in need for service to the nearest authorised retailer special service desk. A copy of proof of previous replacement must also be included if applicable. Maintain the original documents for future reference.

The authorised retailer and Bonaire USA LLC will assess your product and provided paperwork to confirm the 1-year limited warranty is still valid. If any items in the “Conditions and Exclusions” section are found, then the 1-year limited warranty is null and void. A valid, legible product serial code must also be visible to obtain service under the Bonaire USA LLC evaporative cooler 1-year limited warranty. If the authorised retailer and Bonaire USA LLC deem that a product cannot be serviced and a replacement is necessary, a similar product of equal or greater value will be shipped to you free of charge by Bonaire USA LLC.

4. Bonaire USA LLC

Bonaire USA LLC is a company incorporated in USA.
Reference to Bonaire USA LLC includes its authorized distributors.

Warranty for Replacement Parts.

Parts replace under warranty are warranted for the balance of the Cooler’s original warranty period.

Proof of Purchase

Please attach your proof of purchase here. Your receipt is your warranty and will be required to validate any warranty.

Dealer / Product Information

Dealer/Retailer:	
Address:	
Phone Number:	
Unit Model Number:	
Serial No:	

ACCEPTANCE OF THE EXCLUSIVE REPAIR AND REPLACEMENT REMEDIES DESCRIBED HEREIN IS A CONDITION OF THE CONTRACT FOR THE PURCHASE OF EVERY BONAIRE USA LLC EVAPORATIVE COOLER PRODUCT. DETAILS OF THIS LIMITED WARRANTY ARE SUBJECT TO CHANGE WITHOUT NOTICE. IF YOU DO NOT AGREE TO THIS CONDITION, YOU SHOULD NOT PURCHASE THE PRODUCT. IN NO EVENT SHALL BONAIRE USA LLC BE LIABLE FOR ANY INCIDENTAL, SPECIAL, CONSEQUENTIAL OR PUNITIVE DAMAGES, OR FOR ANY COSTS, ATTORNEY FEES, EXPENSES, LOSSES OR DELAYS ALLEGED TO BE AS A CONSEQUENCE OF ANY DAMAGE TO, FAILURE OF, OR DEFECT IN ANY PRODUCT INCLUDING, BUT NOT LIMITED TO, ANY CLAIMS FOR LOSS OR PROFITS. SOME STATES DO NOT ALLOW THE EXCLUSION OR LIMITATION OF INCIDENTAL OR CONSEQUENTIAL DAMAGES, SO THE ABOVE LIMITATION OR EXCLUSION MAY NOT APPLY TO YOU. THIS WARRANTY IS EXCLUSIVE AND IN LIEU OF ALL OTHER EXPRESS WARRANTIES, WRITTEN OR ORAL. TO THE EXTENT PERMITTED BY LAW, BONAIRE USA LLC DISCLAIMS ANY IMPLIED WARRANTIES, INCLUDING WITHOUT LIMITATION, ANY IMPLIED WARRANTY OF MERCHANTABILITY OR FITNESS FOR A PARTICULAR USE OR PURPOSE; TO THE EXTENT SUCH DISCLAIMER IS NOT PERMITTED BY LAW, SUCH IMPLIED WARRANTIES ARE LIMITED TO THE DURATION OF THE APPLICABLE EXPRESS WARRANTY AS DESCRIBED ABOVE. SOME STATES DO NOT ALLOW LIMITATIONS ON HOW LONG AN IMPLIED WARRANTY LASTS, SO THE ABOVE LIMITATION MAY NOT APPLY TO YOU. THIS WARRANTY GIVES YOU SPECIFIC LEGAL RIGHTS, AND YOU MAY ALSO HAVE OTHER RIGHTS WHICH VARY FROM STATE TO STATE.

Join the Symphony family
to get your

1 YEAR
ADDITIONAL
WARRANTY*




Free return & exchange for any quality issues#

Visit our website

<https://bonairedurango.com/pages/warranty>
or scan QR code



Get our Excellent Support

-  www.bonairedurango.com
-  1-800-939-2983
-  care@bonairedurango.com

* To avail 1 year additional warranty, register online within 30 days from date of purchase

#Conditions apply



This marking indicates that this product should not be disposed of with other house-hold wastes throughout the EU and other applicable countries. To prevent possible harm to the environment or human health from uncontrolled waste disposal, recycle it responsibly. If you wish to discard this product please contact your local authorities or dealer from where it was purchased and ask for correct method of disposal.



Cooling performances depends on temperature of water used relative humidity and ambient temperature

Arctic Circle[®]

by Symphony

BONAIRE USA LLC

Building D 3774
West Cheyenne Avenue,
North Las Vegas, Nevada 89032, USA.

Get our Excellent Support



www.bonairedurango.com



1-800-939-2983



care@bonairedurango.com