

E-Series Power Ready Room



5 year
Limited
Warranty

CLINTON
Ready Room[™]

an all-inclusive Clinton exclusive

A complete power exam room ready to go and easy on the budget. Clinton's newest and most affordable power treatment table and our latest in upscale casework along with other essentials to complete the space—all at a single price and one source convenience.

(no model substitutions, your choice of Clinton Fashion Finishes, countertop colors and upholstery colors)

MODEL 86300-RR

PACKAGE INCLUDES:

- 86300 in your choice of upholstery colors
- 8348 Wall Cabinets in your choice of Fashion Finishes
- 8648-022 Base Cabinets in your choice of Fashion Finishes with stainless steel sink and chrome faucet set included (choose right or left location or no sink. If no location is selected, sink will be placed as shown.)
- 48P Postform Top in your choice of color
- 2135 in your choice of upholstery colors
- GS-3000 Single, Stainless Steel,* Glove Box Holder
- C-40B Premium, Padded, Side Chair in your choice of upholstery colors
- TR-20W 20-Quart, Medium Round, Stainless Steel,* Waste Receptacle

* Not MRI Compatible

86300 E-Series, Power Table with Adjustable Backrest and Drop Section

- Features an adjustable, pneumatic backrest and friction lock drop section which are accessible from either side
- Solid, standard drop section (may be ordered with a nose hole as an option) (Please specify when ordering)
- Electric power height adjustment with foot control
- Ultra-strong, uni-frame base and top construction
- Heavy duty, all welded, lift mechanism
- Durable gray powder-coated steel frame
- Self-lubricating pivot points
- Smooth 110 volt electric height adjustment
- Power supply and motor meets UL 60601-1 and CAN/CSA C22.2 601.1
- Hands-free low voltage foot control
- Easy service, self contained, electrical components
- Seamless, rounded corner, upholstered top
- 1.5" (4 cm) ultra-firm padding
- Low height may help achieve ADA tax credit
- Customize with options
- Made in the USA by Clinton Industries
- 450 lbs. (204 kg) load capacity under normal use

E-Series
POWER TABLES



SPECIFICATIONS

Overall	72" L x 27" W x 18.5 –35.5" H
Backrest	38" L x 27" W
Drop Section	13" L x 27" W

Prop 65 Warning

WARNING: This product can expose you to chemicals, including chromium, which is known to the State of California to cause cancer or reproductive toxicity. For more information go to www.P65Warnings.ca.gov.

1

Upholstery Colors



Slate Blue



Wedgewood



Royal Blue



Desert Tan



Burgundy



Country Mist



Warm Gray



Gunmetal



Black

8348 Wall Cabinet

- Wall cabinet with 3 doors and 1 adjustable shelf
- Durable, easy-clean, thermofoil surfaces
- No front facing seams
- Unit is pre-assembled to save installation time
- Cabinet easily mounts with hook and rail mounting system
- Fully adjustable, concealed, soft-close hinges
- Smart looking, easy-clean, satin chrome pulls
- Choose from 5 contemporary finishes

fashionfinish
CASEWORK SOLUTIONS



8648-022 Base Cabinet

- Base cabinet with 3 doors, 2 drawers and 2 adjustable shelves
- Stainless steel sink and chrome faucet set (*position left or right*)
- Easy-clean, thermofoil surfaces
- No front facing seams
- Units are pre-assembled to save installation time
- Fully adjustable, soft-close hinges
- Smooth glide, drawers with one-piece metal sides hold up to 75 lbs.
- Smart looking, easy-clean, satin chrome pulls
- Choose from 5 contemporary finishes



8348 SPECIFICATIONS

48" W x 12" D x 24" H

8648 SPECIFICATIONS

48" W x 18" D x 35" H

Prop 65 Warning

! **WARNING:** This product can expose you to chemicals, including chromium, which is known to the State of California to cause cancer or reproductive toxicity. For more information go to www.P65Warnings.ca.gov.

1

Finishes



Chestnut Hill



Twilight



Arctic White



Metropolis Gray

48P Postform laminate countertop

Postform laminate countertops offer a distinctive one-piece countertop that eliminates the seam between countertop surface, backsplash and front edge.

A stainless steel sink and chrome, wing lever faucet is standard with all postform countertops. The faucet is 14.5" high with a 3" radius.

Sink may be positioned on the left or right, or center on a 72" cabinet. Please specify when ordering base cabinet and top.

Model includes sink and faucet. All models with postform countertops without sinks are special order.



SPECIFICATIONS

48P—48"L x 19"D X .75"H


Backsplash —3"

Prop 65 Warning

! **WARNING:** This product can expose you to chemicals, including chromium, which is known to the State of California to cause cancer or reproductive toxicity. For more information go to www.P65Warnings.ca.gov.

1


Postform Colors



White Carrera



Meteorite



Black Alicante

2135 Black Base, 5-Leg, Pneumatic Stool

- One-piece, American-made, Black, nylon base
- Full size diameter top and base for comfort and stability
- 5-leg design for greater stability
- Firm polyfoam padding
- 4" thick seat for extra comfort
- 2.5" dual wheel casters
- Single lever, pneumatic height adjustment
- All seats have 3/4" thick solid plywood base
- Premium, stain-resistant, woven, knit-backed, vinyl upholstery
- Knock-down design saves on shipping
- Easy, no tools required assembly
- 250 lbs. load capacity under normal use



Prop 65 Warning

2 **WARNING:** This product can expose you to chemicals, including diisononyl phthalate (DINP), which is known to the State of California to cause cancer. For more information go to www.P65Warnings.ca.gov.

SPECIFICATIONS

Seat Diameter	16"
Base Diameter	24"
Height Range	19"-24"

GS-3000 Single, Stainless Steel,* Glove Box Holder

- Stainless steel construction
- Open design allows for easy glove identification
- All units mount horizontal or vertical
- Mounting hardware included
- Universal size fits most glove boxes



Shown in the horizontal position

Prop 65 Warning

1 **WARNING:** This product can expose you to chemicals, including chromium, which is known to the State of California to cause cancer or reproductive toxicity. For more information go to www.P65Warnings.ca.gov.

*Clinton stainless steel items are not M.R.I. compatible.

SPECIFICATIONS

10" L x 3.75" D x 5.5" H

C-40B Premium, Padded, Black Frame Side Chair Without Arms

- Black powder coated frame finish
- Heavy duty 1-1/2" diameter legs
- Solid plywood seat and back
- Wall saver guard
- 2" thick, firm foam padded seat and back
- Contoured seat and back
- Adjustable leg levers
- Premium, knit-backed upholstery
- 300 lbs. load capacity under normal use



Prop 65 Warning

7 **WARNING:** This product can expose you to chemicals including 1, 3-Butadiene which is known to the State of California to cause cancer and reproductive harm. For more information go to: www.P65Warning.ca.gov.

SPECIFICATIONS

Seat	18" W x 18" D
Seat Height	18"

Upholstery Colors



TR-20S Medium, Round, Stainless Steel* Waste Receptacle

- All stainless steel outer shell and lid
- Step-on foot pedal operated lid
- One-piece, plastic base keeps metal from contact with floor surface
- Chrome Handle make moving and cleaning easy
- 2 warning labels included
- 20 L capacity (21.13 quartss)


**Stainless steel waste receptales are not MRI compatible*

SPECIFICATIONS

10" D X 24"H



Prop 65 Warning

 **WARNING:** This product can expose you to chemicals, including chromium, which is known to the State of California to cause cancer or reproductive toxicity. For more information go to www.P65Warnings.ca.gov.

1