



## Installation Instructions

*for*

Transmission Skid Plate with Catalytic Converter Guard, TA-0010

*for*

1995-2004 Toyota Tacoma & 1996-2002 Toyota 4Runner

Thank you for purchasing your new Skid Row Offroad transmission skid plate and catalytic converter guard set. They were designed to give you peace of mind while driving offroad or parked in even the toughest, middle-class neighborhoods.



Your package should come complete with the following parts:

1. (1) Transmission Skid Plate
2. (2) M8-1.25 x 35mm Hex Head Bolts
3. (2) M8 Flat Washers
4. (2) 3/8-16 UNC x 3.0" Carriage Head Bolt
5. (2) 3/8-16 UNC Hex Nut
6. (2) 3/8" Lock Washers
7. (2) 3/8" x 1.5" Large Flat Washers
8. (1) Catalytic Converter Guard, FRONT
9. (3) 5/16-18x1.0 Carriage Head Bolts
10. (3) 5/16-18 Hex Nuts
11. (3) 5/16" Flat Washers
12. (3) 5/16" Lock Washers

**Step 1:** Attach the catalytic converter guard to the passenger side of the skid plate using the 5/16-18x1.0" carriage bolts, flat washers, lock washers, and hex nuts provided.

**Step 2:** Remove the factory front "skid plate".

**Step 3:** If using our front skid plate, remove the two bolts at the rear of the front skid plate. You may want to loosen the two recessed bolts as well to allow the transmission skid plate to be inserted between the front skid plate and the chassis.

**Step 4:** If you are using our transfer case skid plate remove the two carriage bolts that go through the transmission cross-member.

**Step 5:** Lift the new transmission skid plate into place as shown to the right. The square holes are to the rear of the vehicle. Again, if using our front skid plate, slide the transmission skid plate between it and the chassis.



**Step 6:** Install the two 3/8-16 UNC x 3.0” carriage head bolts, large flat washers, lock washers, and nuts into the holes at the rear of the skid plate through the factory transmission cross-member.

**Step 7:** Install the two M8-1.25 x 35mm bolts with flat washers at the front of the skid plate.





**Step 8:** Tighten all four bolts and you’re ready to hit the trail or maybe just to park with your cats intact!

We hope you enjoy your new Skid Row Offroad transmission skid plate with catalytic converter guard and that they keep your converter safe from theft!

Sincerely,

*Your friends at Skid Row Offroad*



<p><b>Skid Row Offroad</b> 100 Creek Road, Carlisle, PA 17013 Phone 717-701-8315 <a href="http://www.SkidRowOffroad.com">www.SkidRowOffroad.com</a></p>	<p>    <b>Skid Row Offroad</b></p>
---	---