



## Installation Instructions for Mirror Relocation Brackets for 1997-2002 Jeep® TJ Wrangler

Thank you for purchasing your new Skid Row Offroad Mirror Relocation Brackets. They are designed for your convenience both on and off the trail. They can be used with or without doors and can even be used on newer model TJ's as long as earlier model mirrors are used. We suggest getting a second set of mirrors and leaving your original mirrors on your hard doors.

Your package should come complete with the following parts:

### **LEFT**

- (1) Left Side Mirror Relocation Bracket
- (2) 5/16" Stainless Steel Flat Washers
- (2) 5/16-18 x .75" Button Head Cap Screws

### **RIGHT**

- (1) Right Side Mirror Relocation Bracket
- (2) 5/16" Stainless Steel Flat Washers
- (2) 5/16-18 x .75" Button Head Cap Screws



If only one side was ordered, then only the parts for that side are included.

## Driver's side

**Step 1:** Remove the two T-40 Torx head bolts from the side of the *lower* windshield hinge.

**Step 2:** Place one of the stainless steel 5/16" flat washers on each of the 5/16-18 stainless button head bolts and bolt the mirror bracket to the hinge as shown in the photo to the right.



**Step 3:** Disassemble the mirror from the original mirror mounting bracket saving the nut and "cup" washer to be re-used. The parts will look like the picture below. The "cup" washer can be replaced with the supplied 1.25" fender washer, if necessary.



**Step 4:** Mount the mirror into the new mirror relocation bracket using the cup washer or the 1.25 fender washer and the original nut. Position the mirror and tighten the nut.

## Passenger side

**Step 1:** Remove the two T-40 Torx head bolts from the side of the *upper* windshield hinge.

**Step 2:** Follow steps 2-4 to complete the installation.





**Note:** Positioning the mirror straight forward will allow you to view the mirror through the windshield. The antenna will touch the mirror arm, but in our experience does *not* cause a rattle.





We hope you enjoy your Skid Row Offroad mirror relocation brackets!

Sincerely,  
*Your friends at Skid Row Offroad*

<p><b>Skid Row Offroad</b> 100 Creek Road, Carlisle, PA 17013 Phone 717-701-8315  <a href="http://www.SkidRowOffroad.com">www.SkidRowOffroad.com</a></p>	<p>    <b>Skid Row Offroad</b></p>
--	---