



**PITTURA DECORATIVA PER INTERNI  
EFFETTO SABBBIATO**



[www.bayfar.it](http://www.bayfar.it)

**RAME - GRANA FINE**



**RAME - GRANA GROSSA**



Le tinte riportate sono da ritenersi indicative


↓ SR-103




SR-107



SR-111




SR-115



SR-119



SR-123




SR-102




SR-106




SR-110




SR-114



SR-118




SR-122




SR-101




SR-105




SR-109




SR-113



SR-117




SR-121




SR-100




SR-104




SR-108




SR-112




SR-116




SR-120



**ORO - GRANA FINE**




**ORO - GRANA GROSSA**




Le tinte riportate sono da ritenersi indicative


↓ SG-103




SG-107




SG-111




SG-115




SG-119




SG-123




SG-102




SG-106




SG-110




SG-114




SG-118




SG-122




SG-101




SG-105




SG-109




SG-113




SG-117




SG-121




SG-100




SG-104




SG-108




SG-112



SG-116



SG-120



**PERLATO - GRANA FINE**



**PERLATO - GRANA GROSSA**



Le tinte riportate sono da ritenersi indicative


↓ SP-103




SP-107




SP-111




SP-115




SP-119




SP-123




SP-102




SP-106




SP-110




SP-114




SP-118




SP-122




SP-101




SP-105




SP-109




SP-113



SP-117




SP-121




SP-100




SP-104




SP-108



SP-112




SP-116




SP-120




↓ SP-128




SP-133




SP-138




SP-143




SG-148




SP-153




SP-127




SP-132




SP-137




SP-142




SG-147




SP-152




SP-126




SP-131




SP-136




SP-141




SP-146



SP-151




SP-125




SP-130




SP-135




SP-140



SP-145



SP-150



SP-124




SP-129



SP-134



SP-139



SP-144




SP-149




Le tinte riportate sono da ritenersi indicative

↓ SP-158




SP-163




SP-168




SP-157




SP-162




SP-167




SP-156




SP-161




SP-166




SP-155



SP-160




SP-165



SP-154



SP-159



SP-164



## **PITTURA DECORATIVA EFFETTO SABBIAIO**

**Pittura decorativa all'acqua** per interni, di facile applicazione. La particolare composizione, a base di copolimeri acrilici, cariche a granulometria selezionata e speciali additivi, conferisce al prodotto **esclusivi e luminosi effetti sabbia**. Proposta in tre differenti basi: **PEARL, GOLD, RAME**.

## **CAMPI D'IMPIEGO**

Per lo straordinario effetto cromatico, è **particolarmente indicata per impreziosire le superfici interne di appartamenti, studi, ville, alberghi, e qualsiasi altro ambiente** in cui si richiedono finiture uniche e prestigiose.

## **PREPARAZIONE E APPLICAZIONE**

Verificare che il supporto sia perfettamente asciutto e ben stagionato, pulito e liscio. Controllare che eventuali pitturazioni esistenti siano perfettamente aderenti al supporto. Preparato il supporto, applicare con pennello o rullo a pelo corto 2 mani di Fondo coprente per interni possibilmente della stessa tonalità scelta per il Sabbiaio. Dopo 12 ore, applicare la Pittura Decorativa effetto Sabbiaio.

Applicare a pennello, operando a tratti incrociati ed evitand accumuli, una mano di Sabbiaio diluita con max. 5% di acqua. Nella fase di prima asciugatura, ripassare il pennello scarico al fine di orientare le particelle ed ottenere il disegno e l'effetto desiderato

Diluizione 5% di acqua  
Resa indicativa 10 mq/lt  
Formati da 1 e 2,5 Litri



Distributore esclusivo

GRUPPO  
**SAMMARRO**  
COLORA • DECORA • RINNOVA



[www.grupposammarro.it](http://www.grupposammarro.it)

Amazon Store

**amazon**



C.da Concistocchi snc - Zona Ind.

87036 RENDE (CS) - Italy

Tel.0984-645407

[bayfaritalia@libero.it](mailto:bayfaritalia@libero.it)

[www.bayfar.it](http://www.bayfar.it)



**Bayfar**<sup>®</sup>  
professional paints