



2015-2019 C7 Corvette Z06 103mm Plate Conversion


PART NUMBER: 00-42041

INSTALLATION INSTRUCTIONS

This Nitrous Outlet plate system was designed specifically for the 2015-2019 Chevrolet Corvette Z06 with a 103mm throttle body conversion. If you need any assistance contact our Tech Help Line at (254) 848-4300.

Tools Needed For Installation:

- Flathead Screwdriver
- 5mm Allen Wrench




Step 1 – Vehicle Disassembly

- Open the hood. Use a flathead screwdriver to loosen the clamp on the throttle body. After it's loose, remove the intake tube from the throttle body.



- Disconnect the throttle position sensor.



- Using a 5mm Allen wrench, remove the 4 bolts holding the throttle body and remove it from the vehicle.

IMPORTANT: All appropriate safety equipment (gloves, tools etc.) must be used during the installation of this product(s). Nitro Dave's LLC accepts NO responsibility for injuries resulting in the installation of any product(s). Nitrous oxide is for off-road use only.


WWW.NITROUSOUTLET.COM/INSTALLATION-GUIDES



2015-2019 C7 Corvette Z06 103mm Plate Conversion


PART NUMBER: 00-42041

INSTALLATION INSTRUCTIONS




Step 2 – Nitrous Plate Installation

- Make sure that the intake manifold and nitrous plate O-rings are intact and properly seated in place.



- Using a 5mm Allen wrench, install the nitrous plate between the throttle body and intake manifold with the provided 6mm bolts.

****Note:** You should be able to properly read the engraved Nitrous Outlet logo while standing at the front of the vehicle.



Step 3 – Jet Installation

- Install the nitrous and fuel jet into the nitrous plate. The plate is engraved N2O for nitrous jet location and engraved FUEL for fuel jet location.

****Note:** Use the jet card that came with the nitrous system to choose the correct jetting recommendation for your desired horsepower.



Step 4 – Nitrous & Fuel Line Installation

- Connect your nitrous and fuel lines to the EFI plate.

IMPORTANT: All appropriate safety equipment (gloves, tools etc.) must be used during the installation of this product(s). Nitro Dave's LLC accepts NO responsibility for injuries resulting in the installation of any product(s). Nitrous oxide is for off-road use only.

WWW.NITROUSOUTLET.COM/INSTALLATION-GUIDES




2015-2019 C7 Corvette Z06 103mm Plate Conversion

PART NUMBER: 00-42041

INSTALLATION INSTRUCTIONS



- Reconnect the throttle position sensor.



- Reinstall the intake air tube.



CONCLUSION

You have finished your installation.

IMPORTANT: All appropriate safety equipment (gloves, tools etc.) must be used during the installation of this product(s). Nitro Dave's LLC accepts NO responsibility for injuries resulting in the installation of any product(s). Nitrous oxide is for off-road use only.

WWW.NITROUSOUTLET.COM/INSTALLATION-GUIDES