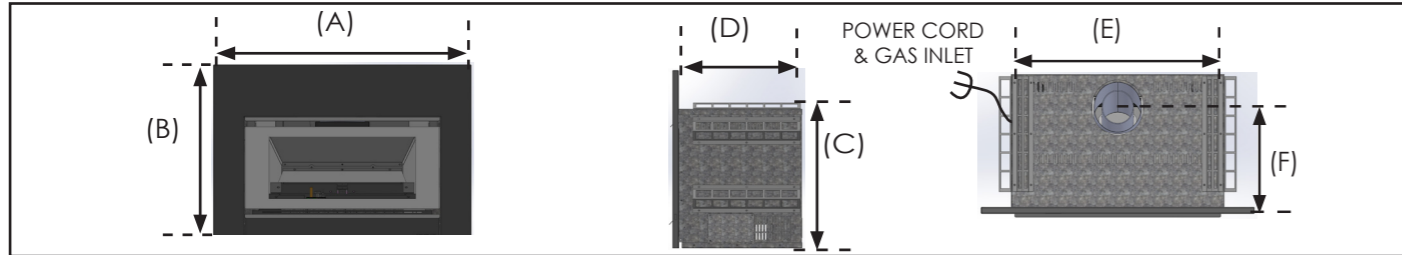


Specifications The dimensions, capacities, ratings etc quoted here are correct at the time of writing but may be subject to change. Please check with your dealer before commencing any building works or installations of these appliances.

GAS TYPES, RATINGS & APPROXIMATE HEATING CAPACITIES

MODEL	GAS TYPE	MJH	HEATING CAPACITY SQ/M	GAS TYPE	MJH	HEATING CAPACITY SQ/M
AZURA-1.0	NATURAL	20	20-35	LPG	16	20-35
AZURA 2.0	NATURAL	26	40-60	LPG	25	40-60
AZURA 3.0	NATURAL	32	80-105	LPG	30	75-100

DISCLAIMER: MANY FACTORS WILL INFLUENCE THE HEATING CAPACITY OF AN APPLIANCE, INCLUDING WHETHER OR NOT A HOME IS INSULATED, WHETHER THERE ARE LARGE GLASS AREAS, HIGH CEILINGS AND THE TYPES OF FLOOR COVERINGS.

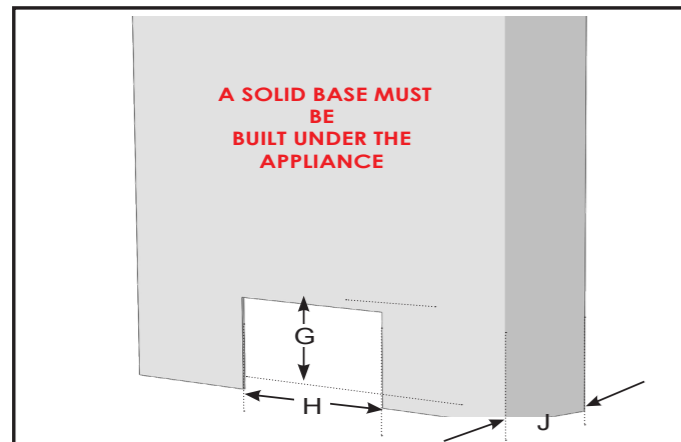


External dimensions for all AZURA Gas Log Fires (All dimensions in millimeters)

MODEL	Width(A)	Height (B)	Height of Rear Casing (C) NOT INCLUDING SPACERS	Depth Of Rear Casing (D)	Width Of Rear Casing (E) NOT INCLUDING SPACERS	Depth to Flue Centre from Fascia Front - Vertical Flue model (F)
AZURA 1.0	878(Fascia)	625 (Fascia)	490	410	685	320
AZURA 2.0	985(Fascia)	666(Fascia)	535	410	785	320
AZURA 3.0	1080(Fascia)	712(Fascia)	575	432	887	320

PLEASE READ THE INSTALLATION INSTRUCTIONS THOROUGHLY BEFORE ATTEMPTING TO INSTALL THE APPLIANCE, THE AZURA GAS LOG FIRE MUST ONLY BE INSTALLED BY A QUALIFIED GASFITTER The Azura Gas Log Fire has been designed to fit into most chimneys and can also be installed in purpose built cavities or through walls providing all manufacturer installation instructions and relevant Australian standards are adhered to.

FRAME CUT OUT



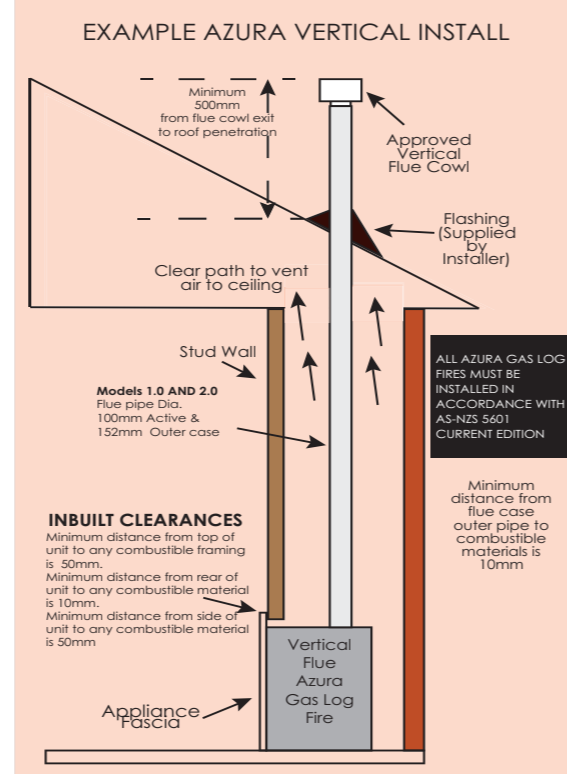
Model	G	H	J
1.0	540mm	785mm	450mm
2.0	585mm	885mm	450mm
3.0	625mm	975mm	450mm

IF YOU ARE PLANNING TO MOUNT A TELEVISION ABOVE THE APPLIANCE, PLEASE REFER TO YOUR OWNERS MANUAL

Illusion Australia Pty. Ltd. accepts no responsibility for damage caused to electrical appliances installed above the gas log fire.

IMPORTANT: If an inbuilt unit is installed at floor level, or up to 250mm from the underside of the appliance door, a hearth must be used for a distance of 400mm in front of the appliance. The appliance must be installed 250mm or more from the floor if no hearth is used.

All Illusion Gas Log Fires MUST be installed ONLY by an Authorised Gasfitter in accordance with the regulatory authorities. ILLUSION LUMINAR-AZURA Gas Log Fires have been tested and approved to AS-4558.



AZURA

SIMPLY ELEGANT



INTRODUCING OUR LATEST GAS LOG FIRE, The Innovative "AZURA" - AVAILABLE NOW!

SYDNEY GAS LOG FIRE & WOOD HEATER
CLEARANCE CENTRE



DANDENONG 145 SOUTH GIPPSLAND HWY. DANDENONG SOUTH, VIC 3175 PHONE: (03) 9793 7520	EPPING 74-76 COOPER ST. EPPING VIC. 3076 PHONE: (03) 8401 4225	BALLARAT 845 HOWITT ST. WENDOUREE VIC. 3355 PHONE: (03) 5338 2586	ADELAIDE 355 MAIN RD. NORTH ENFIELD, S.A. 5084 PHONE: (08) 8359 8300	HOBART 88 GROVE RD. GLENORCHY, TAS 7010 PHONE: (03) 62721476	LAUNCESTON 63 HOLBROOK ST. INVERMAY, TAS. 7248 PHONE: (03) 6333 0858	GEELONG 304 MELBOURNE RD. GEELONG NORTH, VIC 3076 PHONE: (03) 52721867	PERTH 147-151 BELMONT AVE BELMONT WA 6104 PHONE: (08) 9277 5088
--	--	---	--	--	--	--	---

Illusion Australia Pty. Ltd. 145 South Gippsland Highway Dandenong South, Victoria 3175 Phone (03) 9793 7520
Copyright Illusion Fires 2019 Specifications are correct at the time of printing but may be subject to change without notice.

www.illusionfires.com.au

AZURA

Contemporary Series

There's nothing quite like sitting back, relaxing while you watch the flickering flames of a log fire and the new Azura range of Gas Log Fires is no exception, providing that experience, but with the convenience of Gas. Ask for home inspection today and have one of our Experienced consultants advise you on which Azura gas log fire is best suited for your home.

Proven

The Illusion Azura Series of Gas Log Fires is based on the popular Illusion Luminar gas fire and features contemporary fascia styling to provide unique alternatives to the existing Luminar range. The Mantel Style is designed to make installation with a mantel a simple job with outstanding visual appeal.

Function

With a firebox designed to maximise the view of the fire, auto fan on/off function, fire on/off fingertip control conveniently located on the side of the fascia (or on the control panel on the Mantel version) and optional remote operation, the Illusion Azura Gas Log Fire puts the control in your hands.



AZURA - MANTEL FASCIA

Realism

Aesthetically pleasing, with logs moulded directly off Australian hardwood you won't find a more realistic gas log fire anywhere. Clean burning gas without the hard work!

Clever fascia design incorporates a convenient rocker switch allowing you to turn the appliance on or off quickly. An optional remote control allows you to adjust the Azura Gas Log Fire to suit your own comfort levels.

Peace of Mind

Fully tested and approved to Australian Standards, you can rest assured the Luminar based Azura Gas Log Fires are built with the safety of you and your family a priority. All Azura Gas Log Fires are sealed units which draw combustion air for the fire from outside the building.



AZURA 2.0 CLASSIC FASCIA

The Illusion Azura range can be installed in suitably sized existing or new fireplaces, purpose built cavities, or even through existing walls. With 2 sizes there's bound to be the ideal solution for your home. Our showroom consultants can advise you which size is best suited to your requirements.



AZURA 1.0 CLASSIC FASCIA WITH STAINLESS STEEL TRIM

The Illusion Azura series features the most life like logs available, with a level of realism others only aspire to. Our stylish fascias frame an enormous ceramic glass viewing area with fascia options to suit existing fireplaces or through wall installations. Bring your plans in and let our friendly staff work with you to ensure the end result is all you expect and more!



AZURA 2.0



REMOTE CONTROL OPTION

SYDNEY GAS LOG FIRE & WOOD HEATER CLEARANCE CENTRE

Installation

The Illusion Azura Series can be installed with either a rear mounted or top mounted flue system.

Balanced Flue

For your safety, the combustion air for the fire is drawn from our balanced flue system. Using natural convection by drawing air from outside the building, it provides flexible and comfortable warmth.

A non balanced flue requires constant ventilation to keep it burning and can make the room stuffy.

In contrast, a balanced flue gas fire is room-sealed using a glass front. It has a sophisticated flue that uses natural convection to draw the air from outside the building for combustion and expels it back to the outside through a separate compartment of the flue.

10 Year Warranty

The Illusion Azura Series of Gas Log Fires come with a **ten year** warranty on the firebox. All other components are warranted for 12 months from the date of purchase.

Australian Made

ILLusion Gas Log Fires are designed and made in Australia and utilise the finest available materials and processes to produce a uniquely Australian product. No other locally made gas log fire can compare to an ILLusion Gas Log Fire.



SYDNEY GAS LOG FIRE & WOOD HEATER CLEARANCE CENTRE