

Goldair™



Operating Instructions

6 Bar Freestanding Heater Towel Warmer



Model: GFSL & GFSLB

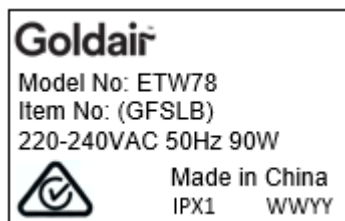
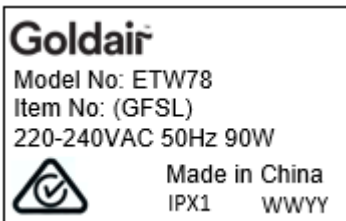
General Care and Safety Guide

YOUR SAFETY IS IMPORTANT TO US. PLEASE ENSURE YOU TAKE NOTE OF THE INSTRUCTIONS AND WARNINGS OUTLINED IN THIS MANUAL.

1. Use only the voltage specified on the rating label of the Towel Rail.
2. Do not place Towel Rail close to radiant heat source.
3. Do not sit on the Towel Rail.
4. Do not operate the unit with a damaged cord, plug or after a malfunction or if the Towel Rail has been dropped or damaged in any manner. Return to a qualified electrical person for examination, electrical service or repair.
5. This Towel Rail is intended for household use only and not for commercial or industrial use.
6. Use this Towel Rail only as described in this manual. Any other use is not recommended by the manufacturer and may cause fire, electrical shock or injury.
7. Do not use abrasive cleaning products on the Towel Rail. Clean with a damp cloth (not wet) rinsed in hot soapy water only. Always remove plug from the mains supply before cleaning.
8. Do not connect the Towel Rail to mains supply until completely assembled and adjusted.
9. It is recommended that this heater is plugged directly into the wall socket.
10. A correctly specified, undamaged extension cord may be used with this heater provided it is used in a safe manner.
11. This Towel Rail is intended to warm and dry towels and therefore is hot to the touch.
12. Any rise in ambient temperature is directly reflected in the Towel Rail, and as a result of this, the Towel Rail will feel hotter to the touch during warmer periods. Also the insulation effect of towels will cause the operating temperature to increase slightly.
13. The Towel Rail is to be installed so that switches and other controls cannot be touched by a person in the bath or shower.
14. Do not locate the Towel Rail directly below any power socket during operation.

General Care and Safety Guide

15. This Towel Rail is not intended for use by persons (including children) with reduced physical, sensory or mental capabilities or lack of experience and knowledge, unless they are supervised or have been given instruction concerning the use of the Towel Rail by a person responsible for their safety.
16. The Towel Rail must not be immersed in any liquids.
17. When the Towel Rail has been unpacked, check it for transport damage and ensure all parts have been delivered. If parts are missing or the Towel Rail has been damaged, contact the Goldair Customer Services Team.
18. If your unit does not work, or is not working properly, contact the place of purchase or the Goldair Customer Services Team. Repair work on the unit by unqualified persons can cause serious risk to the user.
19. There are no user serviceable parts installed in the unit.
20. Do not place the unit in wardrobes or other enclosed spaces as this may cause fire hazards.
21. This unit is not supposed to be used in or around locations where foodstuffs, works of art or delicate articles of science, etc are stored.
22. Indoor use only.
23. Children should be supervised to ensure that they do not play with the towel rail.
24. To avoid a hazard this heated towel rail **MUST NOT** be used to carry towels or any other articles that have been in contact with oil, petroleum based products or dry cleaning fluids.
25. Regulations require that electrical work be carried out only by authorised person. For your own safety and that of others ensure this is done.

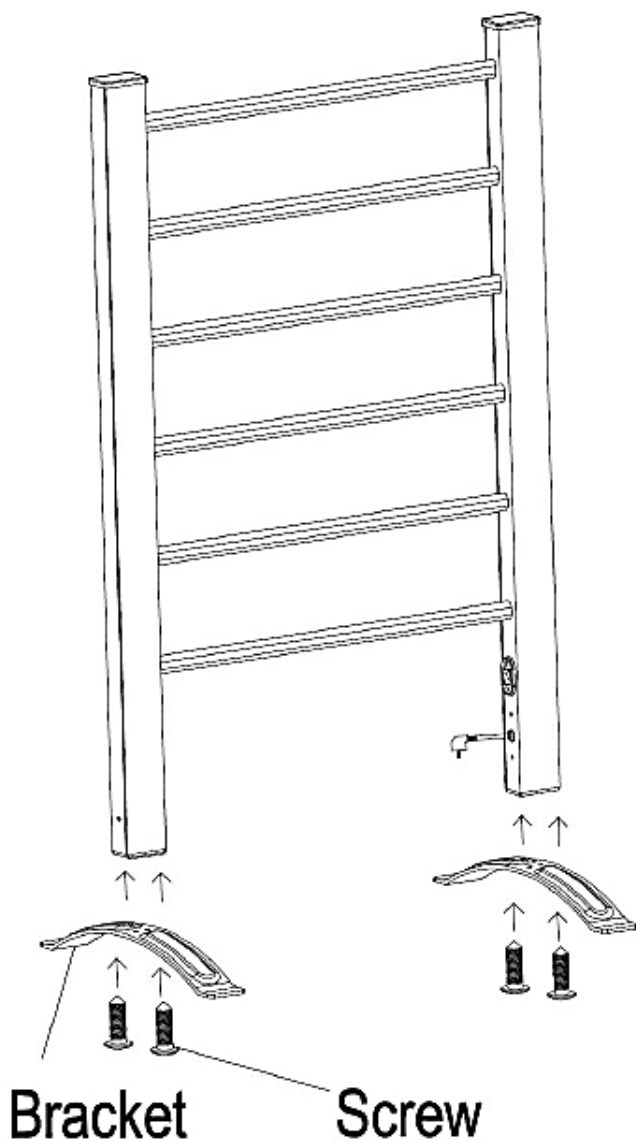


Assembly Instructions

ASSEMBLING YOUR FREESTANDING LADDER TOWEL RAIL

The main part of the towel rail comes pre-assembled.

Connect the foot brackets to the bottom of the towel rail with the screws provided.



Operating Your Heater

OPERATING YOUR FREESTANDING LADDER TOWEL RAIL

Plug into an earthed power socket.

Turn the switch to ON. The power light will illuminate.

After a short time the drying rack will reach its operating temperature.

Place towels onto towel rail evenly spaced.

Switch off after use.

CAUTION: The Towel Rail generates heat during use. Proper precautions must be taken to prevent the risk of burns, scalds, fires or other damage to persons.

Do not attempt to dismantle the Towel Rail.

There are no user serviceable parts.

For service or repair, contact an authorised electrical service technician.

PROOF OF PURCHASE

To receive warranty retain receipt as proof of purchase.

Goldair[™]

SUPPORT AND TECHNICAL ADVICE

Goldair – New Zealand

Monday – Friday 8am-5pm

Phone +64 (0)9 917 4000

Phone 0800 232 633

info@cdb.co.nz

Goldair – Australia

Monday – Friday 8am-5pm

Phone +61 (0)3 9365 5100

Phone 1300 465 324

info@cdbgoldair.com.au



Two Year Warranty

Thank you for purchasing this Goldair product. Your product is warranted against faults and manufacture when used in normal domestic use for a period of **two years**. In non-domestic use Goldair limits the voluntary warranty to **three months**.

Goldair undertake to repair or replace this product at no charge if found to be defective due to a manufacturing fault during the warranty period.

This warranty excludes damage caused by misuse, neglect, shipping accident, incorrect installation, or work carried out by anyone other than a qualified electrical service technician.

PLEASE KEEP YOUR RECEIPT AS THIS WILL HELP VERIFY YOUR WARRANTY.

The benefits given to you by this warranty are in addition to other rights and remedies available to you under law in relation to the goods or services to which this warranty relates.

In Australia, our goods come with guarantees that cannot be excluded under the Australian Consumer Law. You are entitled to a replacement or refund for a major failure and compensation for any other reasonably foreseeable loss or damage. You are also entitled to have the goods repaired or replaced if the goods fail to be of acceptable quality and the failure does not amount to a major failure.

In New Zealand this warranty is additional to the conditions and guarantees of the Consumers Guarantee Act (1993).

Goldair – New Zealand

CDB Goldair
PO Box 100-707
N.S.M.C
Auckland

Phone +64 (0)9 917 4000
Phone 0800 232 633
www.goldair.co.nz

Goldair – Australia

CDB Goldair Australia Pty
PO Box 574
South Morang
Victoria, 3752

Phone +61 (0)3 9365 5100
Phone 1300 GOLDAIR (1300 465 324)
www.goldair.com.au

Goldair Two Year Warranty (IMPORTANT: Please complete and retain this warranty card)

Name _____

Address _____

Place Of Purchase _____ Date Of Purchase _____

Name Of Product _____ Model Number _____

Attach a copy of the purchase receipt to this warranty card

Goldair™



CDB  Goldair™

New Zealand
PO Box 100707,
North Shore Mail Centre,
Auckland, 0745
www.goldair.co.nz

Australia
PO Box 574,
South Morang,
Victoria, 3752
www.goldair.com.au