

RANGERTM
DESIGN

**CHOOSE THE
RIGHT RACK
FOR THE JOB**

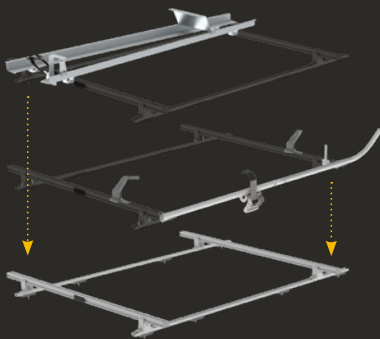


MRX


PLATFORM

THE RACK THAT GROWS AS YOU GROW

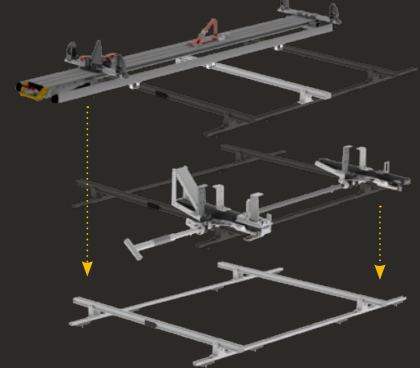
STEP LADDER KIT & CLAMP RACK



MAX RACK LOW ROOF & CLAMP RACK



ACCESS STOW & MAX RACK 2.0



OVER **150 CUSTOM** CONFIGURATIONS

CARGO+

1506 SERIES

Designed to be an all-purpose rack with its full-width rear roller that helps loading/unloading, the Cargo+, made from anodized aluminum, is lightweight and corrosion free.

TOUGH

➤ Its aluminum & stainless-steel components ensure there will be no corrosion over time.


SAFE

➤ The standard rear roller makes the loading and unloading of small and large objects quick and easy without risk of back injuries.

SIMPLE

➤ Its sleek aerodynamic design ensures less wind resistance and lower wind noise for low roof vans.

Not part of the **MRX Platform**



CARGO RACK

1605 SERIES

The Cargo Rack is a versatile, multi-purpose rack. It starts on the MRX Platform that is designed to grow with the user. If a more multi-functional rack is needed in the future, there is no need to replace the entire rack - simply add a few extra components and upgrade to a Clamp Rack, drop-down Max Rack or a rear-loading Access Stow in a matter of minutes. The modular platform also allows the units to be easy, fast and inexpensive to repair.



TOUGH

- › Heavy duty aluminum extrusions have a capacity of 240 lbs. per crossbar.

SAFE

- › The track plugs will protect the cargo / ladders from rubbing on the crossbars.
- › The cargo stops are 8 inches tall, allowing you to carry more cargo.

SIMPLE

- › The rotatable tie downs can be installed anywhere along the cross bar to offer flexibility.

CLAMP RACK

1625 / 1630 SERIES

The Clamp Rack stands as an innovation in the industry with its ladder hooks and throttle latch that ensure the ladder is firmly secured into place. Depending on your vehicle, the clamp rack can accommodate anything from the shortest 6-ft step-ladder to a full 32-ft extension ladder without a sweat.



TOUGH

- › The ladder stops ensure the ladder is retained safely during acceleration, braking and even collisions.

SAFE

- › The throttle latch can save you precious time (up to 15 minutes) for loading/unloading a ladder when compared to any cargo rack.

SIMPLE

- › The throttle-latch clamps the ladder from the outside, avoiding rungs, brackets and gussets. A high padlock hole prevents the padlock from knocking on the vehicle.

MAX RACK LOW ROOF

1840 / 1850 SERIES

Bring your ladder within reach with the simple drop down ladder rack. An integrated handle stores in place and is easily lockable for maximum security.



TOUGH

- › The interlocking ladder hooks are made of aluminum with a plastic coating, preventing wear on the ladders and holding them safely.
- › The Max Rack's lowering mechanism has been tested in the hottest and coldest temperatures over 4000 times.

SAFE

- › The bi-directional dampener improves function, a soft close and a smooth drop, reducing the chance of accidents.
- › In closed position, the integrated handle rests into a hasp so it doesn't swing freely. There is also a hole for a padlock for extra safety and security.

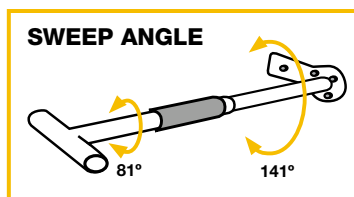
SIMPLE

- › This rack's design reduces the operator's efforts in lowering/raising the ladder and is user-friendly for everyone, from first-time users to experienced operators.

MAX RACK 2.0

1870 / 1880 SERIES

The single-staged drop-down mechanism carries the ladder up and down in a smooth and controlled movement, all for the safety of the operator and without crashing on the vehicle.



TOUGH

- › The interlocking ladder hooks are made of aluminum with a plastic coating, preventing wear on the ladders and holding them safely.
- › The Max Rack's lowering mechanism has been tested in the hottest and coldest temperatures over 4000 times.

SAFE

- › The wind latch locking mechanism prevents accidental deployment and has a hole for a padlock.
- › The sweep angle reduces the movement from the operator. While the handle moves only 81°, the complete system rotates a full 141° for controlled raises & drops.


SIMPLE

- › This rack's design reduces the operator's efforts in lowering/raising the ladder and is user-friendly for everyone, from first-time users to experienced operators.

ACCESS STOW

1920 / 1930 SERIES

The rear loading Access Stow is a great option to install on the driver side as it will ensure the operator will never step into incoming traffic. It can carry two ladders side by side with the optional double ladder kit.



Please note that the Access Stow is only designed to hold extension ladders.

TOUGH

> Designed to 20 G crash test standards, it is tough enough to handle up to 2 ladders and built with heavy duty aluminum extrusions.

SAFE

> Operating the Access Stow is done at the ground level. There is no need to climb or stretch. Included polyester straps help in keeping the ladder tied down securely.

SIMPLE

> The rack slides down to ground level in a single and fluid movement. The friction is reduced during operation using wheels instead of a plastic glide.

ACCESS PRO

1050 SERIES



Not part of the **MRX Platform**

TOUGH

> Made from aluminum and stainless-steel components, its solid construction will last for many years.

SAFE

> Rubber dipped components prevent wear on the ladder.

SIMPLE

> Installed on the ceiling of the van's cargo area, it's convenient and secure storage for smaller ladders.

ACCESSORIES



16-U1127

Step Ladder Kit



16-U1130

Elevated strobe mount



16-U6079

Transport tube door kit complete



CONTACT US

cs@rangerdesign.com

1-800-565-5321

rangerdesign.com/van-ladder-racks



Ranger Design's Racks are covered by patent.

