




VAN SHELVING

Industry leading strength.
The perfect fit for the toughest jobs.



TOUGH
Extrusion builds durability into shelf.



QUIET
Shelf tray, end panel and extrusion are engineered to be vibration free.



ORGANIZED
A well-planned van outfit increases productivity.

VAN SHELVING

APPLICATION GUIDE P. 148

NOMENCLATURE P. 146

VAN SHELVING ACCESSORIES

BINS P. 159

DIVIDERS (LOW AND HIGH) P. 158

VAN SHELVING DOORS P. 157

VAN SHELVING

FOLD-AWAY SHELVING UNIT P. 160

SHELVING UNIT FOR LOW ROOF VAN P. 150

SHELVING UNIT FOR DEEP HIGH ROOF VAN P. 151

SHELVING UNIT FOR HIGH ROOF VAN P. 152

SHELVING UNIT FOR PROMASTER CITY P. 153

SHELVING UNIT FOR SQUARE BACK SHELVING P. 154

SHELVING UNIT FOR TRANSIT CONNECT P. 156

Ranger Design shelving is built strong and durable and often outlasts the vehicle. Designed to fit with maximum efficiency, Ranger Design shelving optimizes the space in a work van's cargo area.

RANGER DESIGN'S SHELVING

We want to simplify the customers' experience and make it easier to install both the shelving and the accessories.

This simple line of shelving makes it easy for you to stock. It enables you to upfit vans faster and to put them on the road quickly.

The benefits of Ranger Design shelving :

- › Simple product line
- › Easy installation in all vans
- › High quality
- › Steel line for quality and value
- › Aluminum line for increased payload

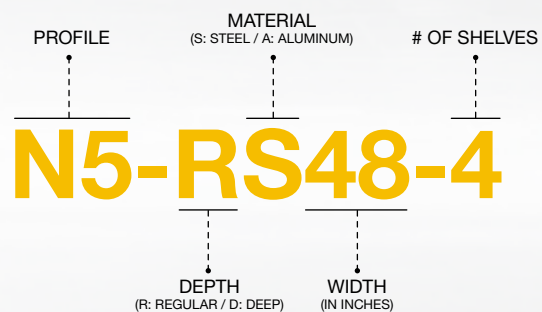
UNITS OFFERED

| Description | Size (shelf tray & height) | Materials | Fits | 36 | 48 | 60 | 72 | 84 | 96 |
|--|-------------------------------|-----------------|---|----|----|----|----|----|----|
| High Roof Van (Square back with Notch) | 14" x 62.5" | Steel, Aluminum | Box Truck, Step Van & Trailer, Nissan NV, ProMaster, Sprinter, Transit | × | × | × | × | × | × |
| Deep High Roof Van (Square back with Notch) | 18" x 62.5" | Steel | Box Truck, Step Van & Trailer, Nissan NV, ProMaster, Sprinter, Transit | × | × | × | × | × | × |
| Low Roof Van (Square back with Notch) | 14" x 46.5" | Steel, Aluminum | Box Truck, Step Van & Trailer, Metris, Nissan NV, NV 200, Savana, Transit | × | × | × | × | × | × |
| Transit Connect | 14" x 46.5" | Steel, Aluminum | Transit Connect | × | | × | | | |
| ProMaster City | 14" x 46.5" | Steel, Aluminum | ProMaster City | × | | × | | | |
| Square back shelving | 14" x 26" | Steel, Aluminum | Box Truck, Step Van & Trailer | × | × | × | | | |
| Square back shelving | 14" x 34" | Steel, Aluminum | Box Truck, Step Van & Trailer | × | × | × | | | |

CONFIGURATION

- › 7 Profiles
- › Shelving comes as a base model
- › Shelves can be upgraded with bins or with dividers
- › All shelves are flat to allow for either bins or dividers

NOMENCLATURE



7 PROFILES

| | |
|-------------|-----------------------------------|
| N4 | 44.5" H with notch at the back |
| N5-D | 62" H Deep with notch at the back |
| N5-R | 62" H with notch at the back |
| P4 | 42" H Contoured ProMaster City |
| S2 | 26" H Square back |
| S3 | 34" H Square back |
| T4 | 41.5" H Contoured Transit Connect |



Application Guide



| Type | Material | Box Truck, Step Van & Trailer | Chevrolet Express | Ford Transit 130" | Ford Transit 148" | Ford Transit 148" Ext. | Ford Transit Connect | GMC Savana | Mercedes-Benz Metris 126" |
|--|----------|-------------------------------|-------------------|-------------------|-------------------|------------------------|----------------------|------------|---------------------------|
| N4 44.5" H with notch at the back | Aluminum | P. 150 | P. 150 | P. 150 | P. 150 | | | P. 150 | P. 150 |
| N4 44.5" H with notch at the back | Steel | P. 150 | P. 150 | P. 150 | P. 150 | | | P. 150 | P. 150 |
| N5-D 62" H Deep with notch at the back | Steel | P. 151 | | P. 151 | P. 151 | P. 151 | | | |
| N5-R 62" H with notch at the back | Aluminum | P. 152 | | P. 152 | P. 152 | P. 152 | | | |
| N5-R 62" H with notch at the back | Steel | P. 152 | | P. 152 | P. 152 | P. 152 | | | |
| P4 42" H Contoured ProMaster City | Aluminum | | | | | | | | |
| P4 42" H Contoured ProMaster City | Steel | | | | | | | | |
| S2 26" H Square back | Aluminum | P. 154 | | | | | | | |
| S2 26" H Square back | Steel | P. 154 | | | | | | | |
| S3 34" H Square back | Aluminum | P. 155 | | | | | | | |
| S3 34" H Square back | Steel | P. 155 | | | | | | | |
| T4 41.5" H Contoured Transit Connect | Aluminum | | | | | | P. 156 | | |
| T4 41.5" H Contoured Transit Connect | Steel | | | | | | P. 156 | | |

VAN SHELVING


SHELVING SIZES

DESIGNED TO INTEGRATE WITH RANGER DESIGN'S FLOORS



See page P. 158 for accessories

VAN SHELVING – UNIT FOR LOW ROOF VAN

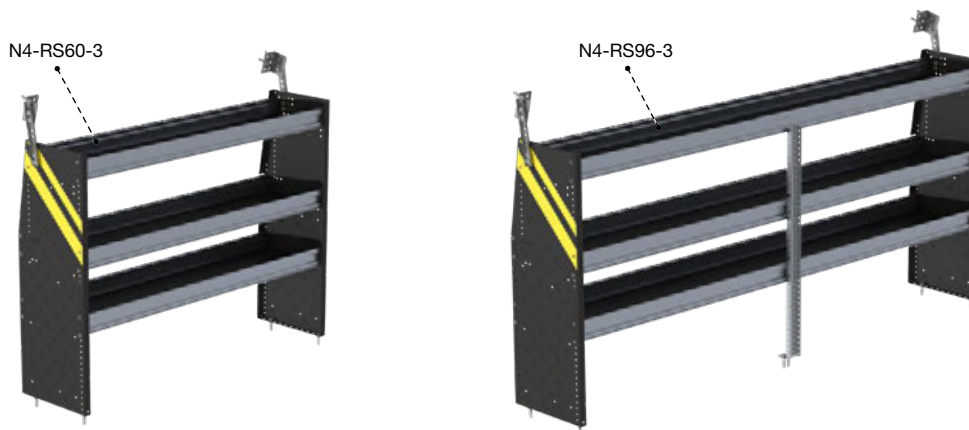


| Aluminum | | | | | | |
|------------------|-------------------------|----------|---------------------------|--------------------|---------|-----|
| N4-RA36-3 | 16" D x 36" W x 44.5" H | 41 lbs | 3 Shelves (12", 14", 14") | 77-U1036 | 1 hr | Yes |
| N4-RA48-3 | 16" D x 48" W x 44.5" H | 48 lbs | 3 Shelves (12", 14", 14") | 77-U1048 | 1 hr | Yes |
| N4-RA60-3 | 16" D x 60" W x 44.5" H | 56 lbs | 3 Shelves (12", 14", 14") | 77-U1060 | 1 hr | Yes |
| N4-RA72-3 | 16" D x 72" W x 44.5" H | 65.5 lbs | 3 Shelves (12", 14", 14") | 77-U1036 | 1.1 hrs | Yes |
| N4-RA84-3 | 16" D x 84" W x 44.5" H | 73 lbs | 3 Shelves (12", 14", 14") | 77-U1036, 77-U1048 | 1.1 hrs | Yes |
| N4-RA96-3 | 16" D x 96" W x 44.5" H | 80.5 lbs | 3 Shelves (12", 14", 14") | 77-U1048 | 1.1 hrs | Yes |



Will only fit upto specific length
 Mercedes-Benz Metris 126" upto 72"
 Mercedes-Benz Metris 135" upto 84"
 Nissan NV200 115" upto 60"

Shelving on this page fits inside these vehicles



| Steel | | | | | | |
|------------------|-------------------------|----------|---------------------------|--------------------|---------|-----|
| N4-RS36-3 | 16" D x 36" W x 44.5" H | 50 lbs | 3 Shelves (12", 14", 14") | 77-U1036 | 1 hr | Yes |
| N4-RS48-3 | 16" D x 48" W x 44.5" H | 57.5 lbs | 3 Shelves (12", 14", 14") | 77-U1048 | 1 hr | Yes |
| N4-RS60-3 | 16" D x 60" W x 44.5" H | 65 lbs | 3 Shelves (12", 14", 14") | 77-U1060 | 1 hr | Yes |
| N4-RS72-3 | 16" D x 72" W x 44.5" H | 74.5 lbs | 3 Shelves (12", 14", 14") | 77-U1036 | 1.1 hrs | Yes |
| N4-RS84-3 | 16" D x 84" W x 44.5" H | 82 lbs | 3 Shelves (12", 14", 14") | 77-U1036, 77-U1048 | 1.1 hrs | Yes |
| N4-RS96-3 | 16" D x 96" W x 44.5" H | 90 lbs | 3 Shelves (12", 14", 14") | 77-U1048 | 1.1 hrs | Yes |

VAN SHELVING – DEEP SHELVING FOR HIGH ROOF VAN

N5-DS60-4



N5-DS96-4



| Steel | | | | | | |
|------------------|-----------------------|------------|--------------------------------|--------------------|---------|-----|
| N5-DS36-4 | 20" D x 36" W x 62" H | 74 lbs | 4 Shelves (16", 18", 18", 18") | 77-U1036 | 1.2 hrs | Yes |
| N5-DS48-4 | 20" D x 48" W x 62" H | 92.25 lbs | 4 Shelves (16", 18", 18", 18") | 77-U1048 | 1.2 hrs | Yes |
| N5-DS60-4 | 20" D x 60" W x 62" H | 104.25 lbs | 4 Shelves (16", 18", 18", 18") | 77-U1060 | 1.2 hrs | Yes |
| N5-DS72-4 | 20" D x 72" W x 62" H | 119 lbs | 4 Shelves (16", 18", 18", 18") | 77-U1036 | 1.4 hrs | Yes |
| N5-DS84-4 | 20" D x 84" W x 62" H | 131 lbs | 4 Shelves (16", 18", 18", 18") | 77-U1036, 77-U1048 | 1.4 hrs | Yes |
| N5-DS96-4 | 20" D x 96" W x 62" H | 143 lbs | 4 Shelves (16", 18", 18", 18") | 77-U1048 | 1.4 hrs | Yes |



Shelving on this page fits inside these vehicles



VAN SHELVING – UNIT FOR HIGH ROOF VAN



| Aluminum | | | | | | |
|------------------|-----------------------|-----------|--------------------------------|--------------------|---------|-----|
| N5-RA36-4 | 16" D x 36" W x 62" H | 54 lbs | 4 Shelves (12", 14", 14", 14") | 77-U1036 | 1.2 hrs | Yes |
| N5-RA48-4 | 16" D x 48" W x 62" H | 64 lbs | 4 Shelves (12", 14", 14", 14") | 77-U1048 | 1.2 hrs | Yes |
| N5-RA60-4 | 16" D x 60" W x 62" H | 74.5 lbs | 4 Shelves (12", 14", 14", 14") | 77-U1060 | 1.2 hrs | Yes |
| N5-RA72-4 | 16" D x 72" W x 62" H | 87 lbs | 4 Shelves (12", 14", 14", 14") | 77-U1036 | 1.4 hrs | Yes |
| N5-RA84-4 | 16" D x 84" W x 62" H | 97 lbs | 4 Shelves (12", 14", 14", 14") | 77-U1036, 77-U1048 | 1.4 hrs | Yes |
| N5-RA96-4 | 16" D x 96" W x 62" H | 107.5 lbs | 4 Shelves (12", 14", 14", 14") | 77-U1048 | 1.4 hrs | Yes |




Shelving on this page fits inside these vehicles



| Steel | | | | | | |
|------------------|-----------------------|-----------|--------------------------------|--------------------|---------|-----|
| N5-RS36-4 | 16" D x 36" W x 62" H | 67.75 lbs | 4 Shelves (12", 14", 14", 14") | 77-U1036 | 1.2 hrs | Yes |
| N5-RS48-4 | 16" D x 48" W x 62" H | 78 lbs | 4 Shelves (12", 14", 14", 14") | 77-U1048 | 1.2 hrs | Yes |
| N5-RS60-4 | 16" D x 60" W x 62" H | 88 lbs | 4 Shelves (12", 14", 14", 14") | 77-U1060 | 1.2 hrs | Yes |
| N5-RS72-4 | 16" D x 72" W x 62" H | 100.5 lbs | 4 Shelves (12", 14", 14", 14") | 77-U1036 | 1.4 hrs | Yes |
| N5-RS84-4 | 16" D x 84" W x 62" H | 111 lbs | 4 Shelves (12", 14", 14", 14") | 77-U1036, 77-U1048 | 1.4 hrs | Yes |
| N5-RS96-4 | 16" D x 96" W x 62" H | 121 lbs | 4 Shelves (12", 14", 14", 14") | 77-U1048 | 1.4 hrs | Yes |

VAN SHELVING

VAN SHELVING – UNIT FOR PROMASTER CITY



| | Aluminum | | | | | | |
|------------------|--------------------------|--|-----------|---------------------------|----------|------|-----|
| P4-RA36-3 | 15.75" D x 36" W x 42" H | | 37.5 lbs | 3 Shelves (12", 14", 10") | 77-U1036 | 1 hr | Yes |
| P4-RA60-3 | 15.75" D x 60" W x 42" H | | 51.75 lbs | 3 Shelves (12", 14", 10") | 77-U1060 | 1 hr | Yes |









Shelving on this page fits inside these vehicles



| | Steel | | | | | | |
|------------------|--------------------------|--|-----------|---------------------------|----------|------|-----|
| P4-RS36-3 | 15.75" D x 36" W x 42" H | | 45.25 lbs | 3 Shelves (12", 14", 10") | 77-U1036 | 1 hr | Yes |
| P4-RS60-3 | 15.75" D x 60" W x 42" H | | 59.5 lbs | 3 Shelves (12", 14", 10") | 77-U1060 | 1 hr | Yes |

VAN SHELVING – SQUARE BACK SHELVING UNIT








| Aluminum |  |  |  |  |  |  |
|------------------|---|---|---|---|---|---|
| S2-RA36-2 | 16" D x 36" W x 26" H | 28 lbs | 2 Shelves (14", 14") | 77-U1036 | 0.9 hr | Yes |
| S2-RA48-2 | 16" D x 48" W x 26" H | 33.5 lbs | 2 Shelves (14", 14") | 77-U1048 | 0.9 hr | Yes |
| S2-RA60-2 | 16" D x 60" W x 26" H | 38.5 lbs | 2 Shelves (14", 14") | 77-U1060 | 0.9 hr | Yes |



Box Truck,
Step Van & Trailer








Shelving on this page fits inside these vehicles



| Steel |  |  |  |  |  |  |
|------------------|---|---|---|---|---|---|
| S2-RS36-2 | 16" D x 36" W x 26" H | 34 lbs | 2 Shelves (14", 14") | 77-U1036 | 0.9 hr | Yes |
| S2-RS48-2 | 16" D x 48" W x 26" H | 39 lbs | 2 Shelves (14", 14") | 77-U1048 | 0.9 hr | Yes |
| S2-RS60-2 | 16" D x 60" W x 26" H | 44.5 lbs | 2 Shelves (14", 14") | 77-U1060 | 0.9 hr | Yes |

VAN SHELVING – SQUARE BACK SHELVING UNIT











|  Aluminum |  |  |  |  |  |  |
|--|---|---|---|---|---|---|
| S3-RA36-3 | 16" D x 36" W x 34" H | 38.75 lbs | 3 Shelves (14", 14", 14") | 77-U1036 | 1 hr | Yes |
| S3-RA48-3 | 16" D x 48" W x 34" H | 46.5 lbs | 3 Shelves (14", 14", 14") | 77-U1048 | 1 hr | Yes |
| S3-RA60-3 | 16" D x 60" W x 34" H | 54.25 lbs | 3 Shelves (14", 14", 14") | 77-U1060 | 1 hr | Yes |



Box Truck,
Step Van & Trailer

Shelving on this page fits inside these vehicles



|  Steel |  |  |  |  |  |  |
|---|---|---|---|---|---|---|
| S3-RS36-3 | 16" D x 36" W x 34" H | 46 lbs | 3 Shelves (14", 14", 14") | 77-U1036 | 1 hr | Yes |
| S3-RS48-3 | 16" D x 48" W x 34" H | 54 lbs | 3 Shelves (14", 14", 14") | 77-U1048 | 1 hr | Yes |
| S3-RS60-3 | 16" D x 60" W x 34" H | 61.75 lbs | 3 Shelves (14", 14", 14") | 77-U1060 | 1 hr | Yes |

VAN SHELVING – UNIT FOR TRANSIT CONNECT



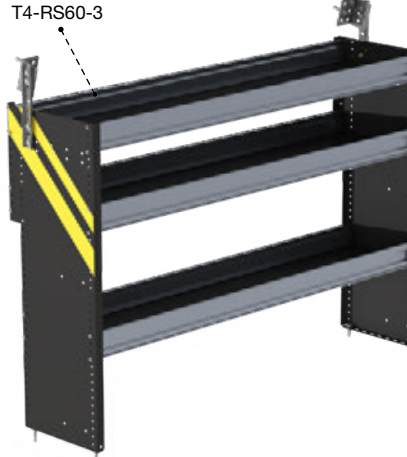
| Material | Dimensions | Weight | Shelf Opening | Part Number | Lead Time | Fitment |
|------------------|----------------------------|--------|---------------------------|-------------|-----------|---------|
| Aluminum | | | | | | |
| T4-RA36-3 | 15.75" D x 36" W x 41.5" H | 39 lbs | 3 Shelves (14", 14", 12") | 77-U1036 | 1 hr | Yes |
| T4-RA60-3 | 15.75" D x 60" W x 41.5" H | 54 lbs | 3 Shelves (14", 14", 12") | 77-U1060 | 1 hr | Yes |

VAN SHELVING



Ford Transit Connect

Shelving on this page fits inside these vehicles



| Material | Dimensions | Weight | Shelf Opening | Part Number | Lead Time | Fitment |
|------------------|----------------------------|--------|---------------------------|-------------|-----------|---------|
| Steel | | | | | | |
| T4-RS36-3 | 15.75" D x 36" W x 41.5" H | 47 lbs | 3 Shelves (14", 14", 12") | 77-U1036 | 1 hr | Yes |
| T4-RS60-3 | 15.75" D x 60" W x 41.5" H | 62 lbs | 3 Shelves (14", 14", 12") | 77-U1060 | 1 hr | Yes |





SHELVING DOORS

3 different doors are available to fit all our shelving units, according to the width of the shelf.



It's Simple:

- > Adjustable height
- > Drill free install
- > Very easy to stock

| Aluminum |  | Use with shelf width |  |  |  |
|-----------------|---|----------------------|---|---|---|
| 77-U1036 | 36" adjustable | 36", 72", 84" | 7.2 lbs | 0.5 hr | Yes |
| 77-U1048 | 48" adjustable | 48", 84", 96" | 8.9 lbs | 0.5 hr | Yes |
| 77-U1060 | 60" adjustable | 60" | 10.6 lbs | 0.5 hr | Yes |

84" Shelf will accommodate one 77-U1036 and one 77-U1048 only.







VAN SHELVING

DIVIDERS

SET OF FIVE

- > Sold in packs of 5 for each depth of shelf tray
- > Infinitely adjustable
- > Metal extrusion for strength, plastic clips to ensure no noise






| Material | Dimensions | Weight | Shelf Opening |
|-----------------|---|---|---|
| Aluminum |  |  |  |
| 62-UDR10 | 10" D x 1.125" W x 3" H | 1.1 lbs | Yes |
| 62-UDR12 | 12" D x 1.125" W x 3" H | 1.3 lbs | Yes |
| 62-UDR14 | 14" D x 1.125" W x 3" H | 1.5 lbs | Yes |
| 62-UDR16 | 16" D x 1.125" W x 3" H | 1.7 lbs | Yes |
| 62-UDR18 | 18" D x 1.125" W x 3" H | 1.9 lbs | Yes |

VAN SHELVING

HIGH DIVIDERS

SET OF FIVE



| Material | Dimensions | Weight | Shelf Opening |
|-----------------|---|---|---|
| Aluminum |  |  |  |
| 62-UDH10 | 10" D x 1.125" W x 6" H | 2.2 lbs | No |
| 62-UDH12 | 12" D x 1.125" W x 6" H | 2.7 lbs | No |
| 62-UDH14 | 14" D x 1.125" W x 6" H | 3.2 lbs | No |
| 62-UDH16 | 16" D x 1.125" W x 6" H | 3.7 lbs | No |
| 62-UDH18 | 18" D x 1.125" W x 6" H | 4.1 lbs | No |

- > Sold in packs of 5 for each depth of shelf tray
- > Infinitely adjustable
- > 6" high to ensure stock stays put

BINS

- > 3 Sizes: 10", 12", 14" deep
- > All 12" wide
- > Comes with a center divider
- > Packs of two cross dividers available (62-U1212)



62-U1110

10" Deep plastic bins

Plastic

| | |
|--|-------------------------------|
| | 10.87" D x 11.87" W x 5.25" H |
| | 1.5 lbs |
| | – |
| | Yes |



62-U1112

12" Deep plastic bins

Plastic

| | |
|--|-------------------------------|
| | 12.87" D x 11.87" W x 5.25" H |
| | 1.7 lbs |
| | – |
| | Yes |



62-U1114

14" Deep plastic bins

Plastic

| | |
|--|-------------------------------|
| | 14.87" D x 11.87" W x 5.25" H |
| | 1.9 lbs |
| | – |
| | Yes |



62-U1212

2 Cross dividers for plastic bins
Fits all size bins

Plastic

| | |
|--|-------------------------------|
| | 11.25" D x 0.875" W x 4.25" H |
| | 0.3 lb |
| | – |
| | Yes |



RANGER DESIGN'S FOLD-AWAY

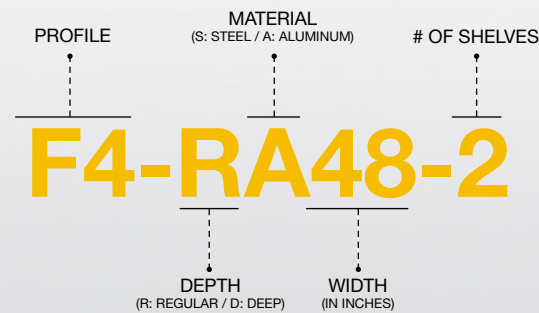
Ranger Design's Fold-Away shelving is designed to offer delivery companies the most flexible storage space possible. Folding shelves allow the driver to quickly and easily change the configuration depending on the delivery needs.

With a 250 lbs weight capacity, the shelves can be adjusted to carry packages of various sizes, while large skids can be put on the floor eliminating wasted space and increasing efficiency.

The benefits of Fold-Away shelving :

- > Quiet and rattle free
- > Easy installation in all vans
- > Maximization of cargo space
- > Anti-pinch guards to ensure safety

NOMENCLATURE










2 PROFILES

| | |
|-----------|-----------------|
| F4 | 48" H Fold-Away |
| F5 | 63" H Fold-Away |










VAN SHELVING – FOLD-AWAY




|  Aluminum | |  |  |  |  |  |  |
|--|--------------------------|---|---|---|---|---|---|
| 84-U0048 | Fold-Away Post with foot | 8" D × 9" W × 54.5" H | 10.5 lbs | – | – | 0.5 hr | Yes |
| 84-U0063 | Fold-Away Post with foot | 8" D × 9" W × 65" H | 11.5 lbs | – | – | 0.5 hr | Yes |

 Dimensions include the brackets. The posts alone are 48" H and 63" H



|  Aluminum | |  |  |  |  |  |  |
|--|----------------------|---|---|---|---|---|---|
| 84-U1830 | Fold-Away shelf tray | 18" D × 30" W | 19 lbs | 18" | – | 0.3 hr | Yes |
| 84-U1836 | Fold-Away shelf tray | 18" D × 36" W | 19 lbs | 18" | – | 0.3 hr | Yes |
| 84-U1848 | Fold-Away shelf tray | 18" D × 48" W | 23 lbs | 18" | – | 0.3 hr | Yes |
| 84-U1860 | Fold-Away shelf tray | 18" D × 60" W | 26.5 lbs | 18" | – | 0.3 hr | Yes |
| 84-U1872 | Fold-Away shelf tray | 18" D × 72" W | 30 lbs | 18" | – | 0.3 hr | Yes |
| 84-U2036 | Fold-Away shelf tray | 20" D × 36" W | 21.5 lbs | 20" | – | 0.3 hr | Yes |
| 84-U2048 | Fold-Away shelf tray | 20" D × 48" W | 25 lbs | 20" | – | 0.3 hr | Yes |
| 84-U2060 | Fold-Away shelf tray | 20" D × 60" W | 28 lbs | 20" | – | 0.3 hr | Yes |
| 84-U2072 | Fold-Away shelf tray | 20" D × 72" W | 31.5 lbs | 20" | – | 0.3 hr | Yes |


VAN SHELVING – FOLD-AWAY



■ Aluminum



| Model | Description | Dimensions | Weight | Shelf Opening | Capacity | Installation Time | Warranty |
|------------------|-------------------------------|-----------------------|----------|----------------------|----------|-------------------|----------|
| F4-RA30-2 | Fold-Away unit with 2 shelves | 22" D × 42" W × 51" H | 58.4 lbs | 2 shelves (18", 18") | 250 lbs | 1.6 hrs | Yes |
| F4-RA36-2 | Fold-Away unit with 2 shelves | 22" D × 48" W × 51" H | 61.4 lbs | 2 shelves (18", 18") | 250 lbs | 1.6 hrs | Yes |
| F4-RA48-2 | Fold-Away unit with 2 shelves | 22" D × 60" W × 51" H | 67.6 lbs | 2 shelves (18", 18") | 250 lbs | 1.6 hrs | Yes |
| F4-RA60-2 | Fold-Away unit with 2 shelves | 22" D × 72" W × 51" H | 73 lbs | 2 shelves (18", 18") | 250 lbs | 1.6 hrs | Yes |
| F4-RA72-2 | Fold-Away unit with 2 shelves | 22" D × 84" W × 51" H | 80 lbs | 2 shelves (18", 18") | 250 lbs | 1.6 hrs | Yes |

 The dimensions shown are the final installed dimensions with the brackets



Chevrolet Express



Ford Transit Low Roof



Ford Transit Connect



GMC Savana



Mercedes-Benz Metris



Nissan NV Low Roof



Nissan NV200



Ram ProMaster City

Does not fit the F4-RA72-2

Shelving on this page fits inside these vehicles




VAN SHELVING – FOLD-AWAY

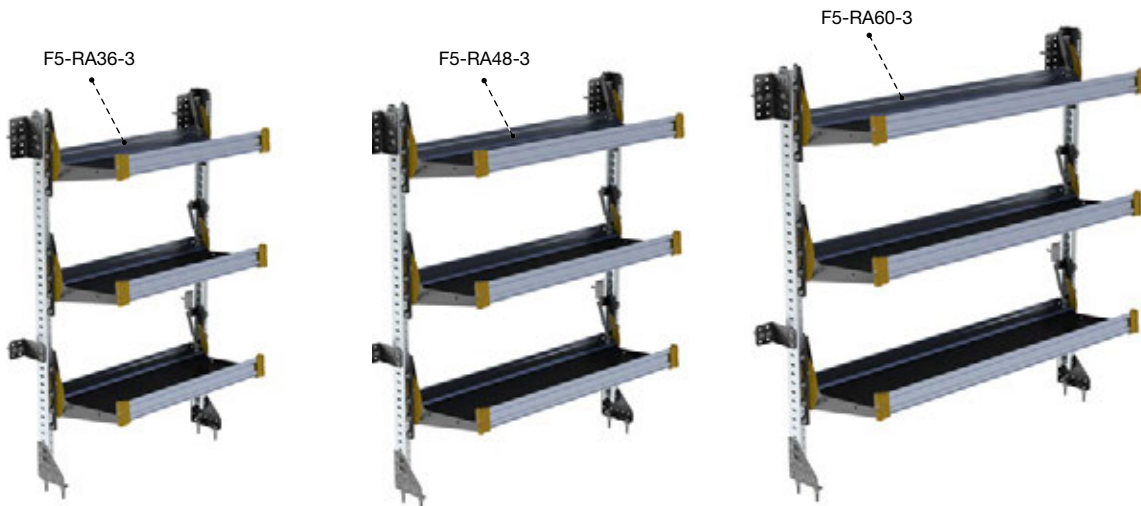


| Aluminum | | | | | | | |
|------------------|-------------------------------|-----------------------|----------|----------------------|---------|---------|-----|
| F5-RA36-2 | Fold-Away unit with 2 shelves | 25" D × 48" W × 65" H | 66 lbs | 2 shelves (20", 20") | 250 lbs | 1.6 hrs | Yes |
| F5-RA48-2 | Fold-Away unit with 2 shelves | 25" D × 60" W × 65" H | 72.5 lbs | 2 shelves (20", 20") | 250 lbs | 1.6 hrs | Yes |
| F5-RA60-2 | Fold-Away unit with 2 shelves | 25" D × 72" W × 65" H | 79 lbs | 2 shelves (20", 20") | 250 lbs | 1.6 hrs | Yes |
| F5-RA72-2 | Fold-Away unit with 2 shelves | 25" D × 84" W × 65" H | 86 lbs | 2 shelves (20", 20") | 250 lbs | 1.6 hrs | Yes |

The dimensions shown are the final installed dimensions with the brackets



Shelving on this page fits inside these vehicles



| Aluminum | | | | | | | |
|------------------|--------------------------------|-----------------------|-----------|---------------------------|---------|---------|-----|
| F5-RA36-3 | Fold-Away unit, with 3 shelves | 22" D × 48" W × 65" H | 84 lbs | 3 shelves (18", 18", 18") | 300 lbs | 1.9 hrs | Yes |
| F5-RA48-3 | Fold-Away unit, with 3 shelves | 22" D × 60" W × 65" H | 93 lbs | 3 shelves (18", 18", 18") | 300 lbs | 1.9 hrs | Yes |
| F5-RA60-3 | Fold-Away unit, with 3 shelves | 22" D × 72" W × 65" H | 102 lbs | 3 shelves (18", 18", 18") | 300 lbs | 1.9 hrs | Yes |
| F5-RA72-3 | Fold-Away unit, with 3 shelves | 22" D × 84" W × 65" H | 111.5 lbs | 3 shelves (18", 18", 18") | 300 lbs | 1.9 hrs | Yes |

The dimensions shown are the final installed dimensions with the brackets