



Certificate of Analysis

FOR COMPLIANCE



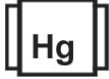







Sample:AL40301003-001
Harvest/Lot ID: 0109
Batch#: 0109

Sample Size Received: 8 units
Total Amount: 1200 units
Retail Product Size: 3.5 gram
Sampled: 03/01/24 02:15 PM
Sampling Start: 02:15 PM
Sampling End: 03:00 PM
Sampling Method: SOP.T.20.010.NY

PASSED

Pages 1 of 5

ReliefLeaf, LLC
License # : OCM-AUCC-000022
2612 RT 52
Hopewell Junction , NY, 12533, US

PRODUCT IMAGE	SAFETY RESULTS								MISC.
	 Pesticides PASSED	 Heavy Metals PASSED	 Microbials PASSED	 Mycotoxins PASSED	 Residuals Solvents NOT TESTED	 Filth PASSED	 Water Activity PASSED	 Moisture PASSED	 Terpenes TESTED

Cannabinoid **PASSED**



	(6AR,9R) D10-THC	(6AR,9S) D10-THC	CBC	CBD	CBDA	CBDV	CBG	CBGA	CBN	DB-THC	D9-THC	THCA	THCV
%	<0.1000	<0.1000	<0.1000	<0.1000	<0.1000	<0.1000	<0.1000	0.5768	<0.1000	<0.1000	0.4464	27.6249	<0.1000
mg/unit	<3.500	<3.500	<3.500	<3.500	<3.500	<3.500	<3.500	20.188	<3.500	<3.500	15.624	966.872	<3.500
LOQ	0.1000	0.1000	0.1000	0.1000	0.1000	0.1000	0.1000	0.1000	0.1000	0.1000	0.1000	0.1000	0.1000
%	%	%	%	%	%	%	%	%	%	%	%	%	%

Weight: 0.2008g
Analysis Method : SOP.T.30.031.NY, SOP.T.40.031.NY
Analyzed Date : 03/04/24 12:23:27

This Kaycha Labs Certification shall not be reproduced, unless in its entirety, without written approval from Kaycha Labs. The results relate only to the material or product analyzed. ND=Not Detected, ppm=Parts Per Million, ppb=Parts Per Billion, RSD=Relative Standard Deviation. Limit of Detection (LOD) and Limit Of Quantitation (LOQ) are terms used to describe the smallest concentration that can be detected and reliably measured by an analytical procedure, respectively. Action Levels are State determined thresholds based on 9 New York Codes, Rules and Regulations (NYCRR) Part 130 and Cannabis Law. The Measurement of Uncertainty (MU) error is available from the lab upon request. The "Decision Rule" for pass/fail does not include the MU. Any calculated totals may contain rounding errors.

Erica Troy
Lab Director

NY Permit # OCM-CPL-2022-00006
ISO 17025 Accreditation # 97164



Signature
03/06/24



1 Winners Circle
Albany, NY, 12205, US
(833) 465-8378

Kaycha Labs

Banana Cream x Jealousy Shorty's
Banana Cream x Jealousy
Matrix : Flower
Type: Pre-roll



Certificate of Analysis

PASSED

ReliefLeaf, LLC

2612 RT 52
Hopewell Junction, NY, 12533, US
Telephone: (860) 874-2872
Email: nick@headytrees.com
License #: OCM-AUCC-000022

Sample : AL40301003-001
Harvest/Lot ID: 0109
Batch #: 0109
Sampled : 03/01/24 02:15 PM

Sample Size Received : 8 units
Total Amount : 1200 units
Sampling Method : SOP.T.20.010.NY

Page 2 of 5



Terpenes

TESTED

Terpenes	LOQ (%)	mg/unit	%	Result (%)	Terpenes	LOQ (%)	mg/unit	%	Result (%)
BETA-CARYOPHYLLENE	0.00	14.0	0.40		Weight:				
LIMONENE	0.00	11.2	0.32		1.0517g				
ALPHA-HUMULENE	0.00	4.2	0.12		Analysis Method : SOP.T.30.064.NY, SOP.T.40.064.NY				
LINALOOL	0.00	3.9	0.11		Analyzed Date : 03/04/24 11:43:12				
BETA-PINENE	0.00	1.8	0.05						
ALPHA-BISABOLOL	0.00	1.4	0.04						
ALPHA-TERPINEOL	0.00	1.1	0.03						
FENCHYL ALCOHOL	0.00	1.1	0.03						
BETA-MYRCENE	0.00	1.1	0.03						
CARYOPHYLLENE OXIDE	0.00	0.7	0.02						
VALENCENE	0.00	0.7	0.02						
ALPHA-PINENE	0.00	0.7	0.02						
CAMPHENE	0.00	0.4	0.01						
FARNESENE	0.10	<3.5	<0.10						
GERANIOL	0.00	<0.1	<0.00						
GUAIOL	0.00	<0.1	<0.00						
MENTHOL	0.00	<0.1	<0.00						
OCIMENE	0.00	<0.1	<0.00						
TERPINOLENE	0.00	<0.1	<0.00						
ALPHA-PHELLANDRENE	0.00	<0.1	<0.00						
ALPHA-TERPINENE	0.00	<0.1	<0.00						
Total (%)			1.20						

This Kaycha Labs Certification shall not be reproduced, unless in its entirety, without written approval from Kaycha Labs. The results relate only to the material or product analyzed. ND=Not Detected, ppm=Parts Per Million, ppb=Parts Per Billion, RSD=Relative Standard Deviation. Limit of Detection (LOD) and Limit Of Quantitation (LOQ) are terms used to describe the smallest concentration that can be detected and reliably measured by an analytical procedure, respectively. Action Levels are State determined thresholds based on 9 New York Codes, Rules and Regulations (NYCRR) Part 130 and Cannabis Law. The Measurement of Uncertainty (MU) error is available from the lab upon request. The "Decision Rule" for pass/fail does not include the MU. Any calculated totals may contain rounding errors.

Erica Troy
Lab Director

NY Permit # OCM-CPL-2022-00006
ISO 17025 Accreditation # 97164

Signature
03/06/24



Certificate of Analysis

PASSED

ReliefLeaf, LLC

2612 RT 52
Hopewell Junction, NY, 12533, US
Telephone: (860) 874-2872
Email: nick@headytree.com
License #: OCM-AUCC-000022

Sample : AL40301003-001
Harvest/Lot ID: 0109

Batch #: 0109
Sampled : 03/01/24 02:15 PM

Sample Size Received : 8 units
Total Amount : 1200 units
Sampling Method : SOP.T.20.010.NY

Page 3 of 5



Pesticides

PASSED

Pesticide	LOQ	Units	Action Level	Pass/Fail	Result	Pesticide	LOQ	Units	Action Level	Pass/Fail	Result
PYRETHRINS, TOTAL	0.1	ppm	1	PASS	<0.1	PACLOBUTRAZOL	0.1	ppm	0.4	PASS	<0.1
AZADIRACTHIN	0.1	ppm	1	PASS	<0.1	PERMETHRIN	0.1	ppm	0.2	PASS	<0.1
INDOLE-3-BUTYRIC ACID	0.1	ppm	1	PASS	<0.1	PHOSMET	0.1	ppm	0.2	PASS	<0.1
MYCLOBUTANIL	0.1	ppm	0.2	PASS	<0.1	PRALLETHRIN	0.1	ppm	0.2	PASS	<0.1
PIPERONYL BUTOXIDE	0.1	ppm	2	PASS	<0.1	PROPICONAZOLE	0.1	ppm	0.4	PASS	<0.1
ABAMECTIN B1A	0.1	ppm	0.5	PASS	<0.1	PROPOXUR	0.1	ppm	0.2	PASS	<0.1
ACEPHATE	0.1	ppm	0.4	PASS	<0.1	PYRIDABEN	0.1	ppm	0.2	PASS	<0.1
ACEQUINOCYL	0.1	ppm	2	PASS	<0.1	SPINETORAM, TOTAL	0.1	ppm	1	PASS	<0.1
ACETAMIPRID	0.1	ppm	0.2	PASS	<0.1	SPINOSAD, TOTAL	0.1	ppm	0.2	PASS	<0.1
ALDICARB	0.1	ppm	0.4	PASS	<0.1	SPIROMESIFEN	0.1	ppm	0.2	PASS	<0.1
AZOXYSTROBIN	0.1	ppm	0.2	PASS	<0.1	SPIROTETRAMAT	0.1	ppm	0.2	PASS	<0.1
CHLORMEQUAT CHLORIDE	0.1	ppm	1	PASS	<0.1	SPIROXAMINE	0.1	ppm	0.2	PASS	<0.1
BIFENAZATE	0.1	ppm	0.2	PASS	<0.1	TEBUCONAZOLE	0.1	ppm	0.4	PASS	<0.1
BIFENTHRIN	0.1	ppm	0.2	PASS	<0.1	THIACLOPRID	0.1	ppm	0.2	PASS	<0.1
CARBARYL	0.1	ppm	0.2	PASS	<0.1	THIAMETHOXAM	0.1	ppm	0.2	PASS	<0.1
COUMAPHOS	0.1	ppm	1	PASS	<0.1	TRIFLOXYSTROBIN	0.1	ppm	0.2	PASS	<0.1
CHLORPYRIFOS	0.1	ppm	0.2	PASS	<0.1	CAPTAN *	0.1	ppm	1	PASS	<0.1
DAMINOZIDE	0.1	ppm	1	PASS	<0.1	CHLORDANE *	0.1	ppm	1	PASS	<0.1
BOSCALID	0.1	ppm	0.4	PASS	<0.1	CHLORFENAPYR *	0.1	ppm	1	PASS	<0.1
CARBOFURAN	0.1	ppm	0.2	PASS	<0.1	CYFLUTHRIN *	0.1	ppm	1	PASS	<0.1
CHLORANTRANILIPROLE	0.1	ppm	0.2	PASS	<0.1	CYPERMETHRIN *	0.1	ppm	1	PASS	<0.1
CLOFENTEZINE	0.1	ppm	0.2	PASS	<0.1	METHYL PARATHION *	0.1	ppm	0.2	PASS	<0.1
DIAZINON	0.1	ppm	0.2	PASS	<0.1	MGK-264 *	0.1	ppm	0.2	PASS	<0.1
DICHLORVOS	0.1	ppm	1	PASS	<0.1	PENTACHLORONITROBENZENE *	0.1	ppm	1	PASS	<0.1
DIMETHOATE	0.1	ppm	0.2	PASS	<0.1						
DIMETHOMORPH	0.1	ppm	1	PASS	<0.1	Weight:					
ETHOPROPHOS	0.1	ppm	0.2	PASS	<0.1	1.0229g					
ETOFENPROX	0.1	ppm	0.4	PASS	<0.1	Analysis Method : SOP.T.40.104.NY, SOP.T30.104.NY and SOP.T.40.154.NY					
ETOXAZOLE	0.1	ppm	0.2	PASS	<0.1	Analyzed Date : 03/05/24 14:46:25					
FENHEXAMID	0.1	ppm	1	PASS	<0.1						
FENOXYCARB	0.1	ppm	0.2	PASS	<0.1	Weight:					
FENPYROXIMATE	0.1	ppm	0.4	PASS	<0.1	1.0229g					
FIPRONIL	0.1	ppm	0.4	PASS	<0.1	Analysis Method : SOP.T.40.154.NY					
FLONICAMID	0.1	ppm	1	PASS	<0.1	Analyzed Date : 03/05/24 14:42:03					
FLUDIOXONIL	0.1	ppm	0.4	PASS	<0.1						
HEXYTHIAZOX	0.1	ppm	1	PASS	<0.1						
IMAZALIL	0.1	ppm	0.2	PASS	<0.1						
IMIDACLOPRID	0.1	ppm	0.4	PASS	<0.1						
KRESOXIM METHYL	0.1	ppm	0.4	PASS	<0.1						
MALATHION	0.1	ppm	0.2	PASS	<0.1						
METALAXYL	0.1	ppm	0.2	PASS	<0.1						
METHIOCARB	0.1	ppm	0.2	PASS	<0.1						
METHOMYL	0.1	ppm	0.4	PASS	<0.1						
MEVINPHOS	0.1	ppm	1	PASS	<0.1						
NALED	0.1	ppm	0.5	PASS	<0.1						
OXAMYL	0.1	ppm	1	PASS	<0.1						

This Kaycha Labs Certification shall not be reproduced, unless in its entirety, without written approval from Kaycha Labs. The results relate only to the material or product analyzed. ND=Not Detected, ppm=Parts Per Million, ppb=Parts Per Billion, RSD=Relative Standard Deviation. Limit of Detection (LOD) and Limit Of Quantitation (LOQ) are terms used to describe the smallest concentration that can be detected and reliably measured by an analytical procedure, respectively. Action Levels are State determined thresholds based on 9 New York Codes, Rules and Regulations (NYCRR) Part 130 and Cannabis Law. The Measurement of Uncertainty (MU) error is available from the lab upon request. The "Decision Rule" for pass/fail does not include the MU. Any calculated totals may contain rounding errors.

Erica Troy

Lab Director

NY Permit # OCM-CPL-2022-00006
ISO 17025 Accreditation # 97164

Signature
03/06/24



Certificate of Analysis

PASSED



ReliefLeaf, LLC


2612 RT 52
Hopewell Junction, NY, 12533, US
Telephone: (860) 874-2872
Email: nick@headytree.com
License #: OCM-AUCC-000022

Sample : AL40301003-001
Harvest/Lot ID: 0109
Batch #: 0109
Sampled : 03/01/24 02:15 PM

Sample Size Received : 8 units
Total Amount : 1200 units
Sampling Method : SOP.T.20.010.NY

Page 4 of 5

 Microbial PASSED						 Mycotoxins PASSED					
Analyte	LOQ	Units	Result	Pass / Fail	Action Level	Analyte	LOQ	Units	Result	Pass / Fail	Action Level
TOTAL AEROBIC BACTERIA	100	CFU/g	450	TESTED		AFLATOXIN G2	0.003	ppm	<0.003	PASS	0.02
TOTAL YEAST AND MOLD	100	CFU/g	3000	TESTED		AFLATOXIN G1	0.003	ppm	<0.003	PASS	0.02
ESCHERICHIA COLI SHIGELLA SPP			Not Present	PASS		AFLATOXIN B2	0.003	ppm	<0.003	PASS	0.02
SALMONELLA SPECIES			Not Present	PASS		AFLATOXIN B1	0.003	ppm	<0.003	PASS	0.02
ASPERGILLUS TERREUS			Not Present	PASS		OCHRATOXIN A+	0.010	ppm	<0.010	PASS	0.02
ASPERGILLUS NIGER			Not Present	PASS		TOTAL AFLATOXINS (B1, B2, G1, G2)	0.003	ppm	<0.003	PASS	0.02
ASPERGILLUS FLAVUS			Not Present	PASS							
ASPERGILLUS FUMIGATUS			Not Present	PASS							
Weight: 1.0157g						Weight: 1.0229g					
Analysis Method : SOP.T.40.058A.NY, SOP.T.40.058B.NY, SOP.T.40.208.NY Analyzed Date : 03/02/24 11:26:25						Analysis Method : SOP.T.30.104.NY, SOP.T.40.104.NY Analyzed Date : 03/05/24 14:46:56					

 Heavy Metals PASSED					
Metal	LOQ	Units	Result	Pass / Fail	Action Level
ANTIMONY	0.1000	ug/g	<0.1000	PASS	2
ARSENIC	0.1000	ug/g	<0.1000	PASS	0.2
CADMIUM	0.1000	ug/g	<0.1000	PASS	0.3
CHROMIUM	1.0000	ug/g	<1.0000	PASS	110
COPPER	1.0000	ug/g	<1.0000	PASS	30
LEAD	0.1000	ug/g	<0.1000	PASS	0.5
MERCURY	0.0100	ug/g	<0.0100	PASS	0.1
NICKEL	0.1000	ug/g	<0.1000	PASS	5
Weight: 0.4632g					
Analysis Method : SOP.T.30.084.NY, SOP.T.40.084.NY Analyzed Date : 03/04/24 16:07:53					





Certificate of Analysis

PASSED

ReliefLeaf, LLC

2612 RT 52
Hopewell Junction, NY, 12533, US
Telephone: (860) 874-2872
Email: nick@headytree.com
License #: OCM-AUCC-000022

Sample : AL40301003-001
Harvest/Lot ID: 0109
Batch #: 0109
Sampled : 03/01/24 02:15 PM

Sample Size Received : 8 units
Total Amount : 1200 units
Sampling Method : SOP.T.20.010.NY

Page 5 of 5



Filth/Foreign Material **PASSED**



Moisture **PASSED**

Analyte	LOQ	Units	Result	P/F	Action Level
Stems (>3mm)		%	ND	PASS	5
Foreign Matter		%	ND	PASS	2
Mammalian excreta		mg	ND	PASS	1

Weight:
21.2236g

Analysis Method : SOP.T.40.090
Analyzed Date : 03/02/24 10:24:32

Analyte	LOQ	Units	Result	P/F	Action Level
Moisture Content	5.0	%	6.7	PASS	15

Weight:
1.203g

Analysis Method : SOP.T.40.021
Analyzed Date : 03/04/24 13:44:24



Water Activity **PASSED**

Analyte	LOQ	Units	Result	P/F	Action Level
Water Activity	0.10	aw	0.34	PASS	0.65

Weight:
0.291g

Analysis Method : SOP.T.40.019
Analyzed Date : 03/04/24 16:13:05