



# Certificate of Analysis

## FOR COMPLIANCE



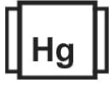







Sample:AL40301003-003  
Harvest/Lot ID: 0105  
Batch#: 0105


Sample Size Received: 20 units  
Total Amount: 4720 units  
Retail Product Size: 3.5 gram  
Sampled: 03/01/24 02:15 PM  
Sampling Start: 02:15 PM  
Sampling End: 03:00 PM  
Sampling Method: SOP.T.20.010.NY

**PASSED**

Pages 1 of 5

ReliefLeaf, LLC  
License # : OCM-AUCC-000022  
2612 RT 52  
Hopewell Junction , NY, 12533, US

PRODUCT IMAGE	SAFETY RESULTS								MISC.
	 Pesticides <b>PASSED</b>	 Heavy Metals <b>PASSED</b>	 Microbials <b>PASSED</b>	 Mycotoxins <b>PASSED</b>	 Residuals Solvents <b>NOT TESTED</b>	 Filtration <b>PASSED</b>	 Water Activity <b>PASSED</b>	 Moisture <b>PASSED</b>	 Terpenes <b>TESTED</b>

 **Cannabinoid** **PASSED**

 <b>Total THC</b> <b>34.3834%</b> Total THC/Container : 1203.419 mg	 <b>Total CBD</b> <b>&lt;0.1000</b> Total CBD/Container : 0.000 mg	 <b>Total Cannabinoids</b> <b>40.2543%</b> Total Cannabinoids/Container : 1408.901 mg
---	---	--

	(6AR,9R) D10-THC	(6AR,9S) D10-THC	CBC	CBD	CBDA	CBDV	CBG	CBGA	CBN	DB-THC	D9-THC	THCA	THCV
%	<0.1000	<0.1000	<0.1000	<0.1000	<0.1000	<0.1000	<0.1000	1.1380	<0.1000	<0.1000	0.6375	38.4788	<0.1000
mg/unit	<3.500	<3.500	<3.500	<3.500	<3.500	<3.500	<3.500	39.830	<3.500	<3.500	22.313	1346.758	<3.500
LOQ	0.1000	0.1000	0.1000	0.1000	0.1000	0.1000	0.1000	0.1000	0.1000	0.1000	0.1000	0.1000	0.1000
%	%	%	%	%	%	%	%	%	%	%	%	%	%

Weight: 0.2138g  
Analysis Method : SOP.T.30.031.NY, SOP.T.40.031.NY  
Analyzed Date : 03/04/24 12:23:27

This Kaycha Labs Certification shall not be reproduced, unless in its entirety, without written approval from Kaycha Labs. The results relate only to the material or product analyzed. ND=Not Detected, ppm=Parts Per Million, ppb=Parts Per Billion, RSD=Relative Standard Deviation. Limit of Detection (LOD) and Limit Of Quantitation (LOQ) are terms used to describe the smallest concentration that can be detected and reliably measured by an analytical procedure, respectively. Action Levels are State determined thresholds based on 9 New York Codes, Rules and Regulations (NYCRR) Part 130 and Cannabis Law. The Measurement of Uncertainty (MU) error is available from the lab upon request. The "Decision Rule" for pass/fail does not include the MU. Any calculated totals may contain rounding errors.

**Erica Troy**  
Lab Director

NY Permit # OCM-CPL-2022-00006  
ISO 17025 Accreditation # 97164



Signature  
03/06/24



1 Winners Circle  
Albany, NY, 12205, US  
(833) 465-8378

Kaycha Labs

Uptown Funk 3.5G  
Uptown Funk  
Matrix : Flower  
Type: Flower - Cured



# Certificate of Analysis

**PASSED**

ReliefLeaf, LLC

2612 RT 52  
Hopewell Junction, NY, 12533, US  
Telephone: (860) 874-2872  
Email: nick@headytrees.com  
License #: OCM-AUCC-000022

Sample : AL40301003-003  
Harvest/Lot ID: 0105  
Batch#: 0105  
Sampled : 03/01/24 02:15 PM

Sample Size Received : 20 units  
Total Amount : 4720 units  
Sampling Method : SOP.T.20.010.NY

Page 2 of 5



## Terpenes

**TESTED**

Terpenes	LOQ (%)	mg/unit	%	Result (%)	Terpenes	LOQ (%)	mg/unit	%	Result (%)
LIMONENE	0.00	26.6	0.76		Weight:				
BETA-CARYOPHYLLENE	0.00	20.7	0.59		1.0434g				
ALPHA-HUMULENE	0.00	10.2	0.29		Analysis Method : SOP.T.30.064.NY, SOP.T.40.064.NY				
ALPHA-BISABOLOL	0.00	3.9	0.11		Analyzed Date : 03/04/24 11:43:12				
BETA-PINENE	0.00	3.9	0.11						
BETA-MYRCENE	0.00	2.8	0.08						
FENCHYL ALCOHOL	0.00	2.1	0.06						
ALPHA-PINENE	0.00	2.1	0.06						
ALPHA TERPINEOL	0.00	1.4	0.04						
CARYOPHYLLENE OXIDE	0.00	0.7	0.02						
OCIMENE	0.00	0.7	0.02						
VALENCENE	0.00	0.7	0.02						
CAMPHENE	0.00	0.4	0.01						
FARNESENE	0.10	<3.5	<0.10						
GERANIOL	0.00	<0.1	<0.00						
GUAIOL	0.00	<0.1	<0.00						
LINALOOL	0.00	<0.1	<0.00						
MENTHOL	0.00	<0.1	<0.00						
TERPINOLENE	0.00	<0.1	<0.00						
ALPHA-PHELLANDRENE	0.00	<0.1	<0.00						
ALPHA-TERPINENE	0.00	<0.1	<0.00						
<b>Total (%)</b>			<b>2.17</b>						

This Kaycha Labs Certification shall not be reproduced, unless in its entirety, without written approval from Kaycha Labs. The results relate only to the material or product analyzed. ND=Not Detected, ppm=Parts Per Million, ppb=Parts Per Billion, RSD=Relative Standard Deviation. Limit of Detection (LOD) and Limit Of Quantitation (LOQ) are terms used to describe the smallest concentration that can be detected and reliably measured by an analytical procedure, respectively. Action Levels are State determined thresholds based on 9 New York Codes, Rules and Regulations (NYCRR) Part 130 and Cannabis Law. The Measurement of Uncertainty (MU) error is available from the lab upon request. The "Decision Rule" for pass/fail does not include the MU. Any calculated totals may contain rounding errors.

**Erica Troy**  
Lab Director

NY Permit # OCM-CPL-2022-00006  
ISO 17025 Accreditation # 97164

Signature  
03/06/24



# Certificate of Analysis

**PASSED**

ReliefLeaf, LLC

 2612 RT 52  
 Hopewell Junction, NY, 12533, US  
 Telephone: (860) 874-2872  
 Email: nick@headytrees.com  
 License #: OCM-AUCC-000022

 Sample : AL40301003-003  
 Harvest/Lot ID: 0105

 Batch #: 0105  
 Sampled : 03/01/24 02:15 PM

 Sample Size Received : 20 units  
 Total Amount : 4720 units  
 Sampling Method : SOP.T.20.010.NY

Page 3 of 5



## Pesticides

PASSED

Pesticide	LOQ	Units	Action Level	Pass/Fail	Result	Pesticide	LOQ	Units	Action Level	Pass/Fail	Result
PYRETHRINS, TOTAL	0.1	ppm	1	PASS	<0.1	PACLOBUTRAZOL	0.1	ppm	0.4	PASS	<0.1
AZADIRACTHIN	0.1	ppm	1	PASS	<0.1	PERMETHRIN	0.1	ppm	0.2	PASS	<0.1
INDOLE-3-BUTYRIC ACID	0.1	ppm	1	PASS	<0.1	PHOSMET	0.1	ppm	0.2	PASS	<0.1
MYCLOBUTANIL	0.1	ppm	0.2	PASS	<0.1	PRALLETHRIN	0.1	ppm	0.2	PASS	<0.1
PIPERONYL BUTOXIDE	0.1	ppm	2	PASS	<0.1	PROPICONAZOLE	0.1	ppm	0.4	PASS	<0.1
ABAMECTIN B1A	0.1	ppm	0.5	PASS	<0.1	PROPOXUR	0.1	ppm	0.2	PASS	<0.1
ACEPHATE	0.1	ppm	0.4	PASS	<0.1	PYRIDABEN	0.1	ppm	0.2	PASS	<0.1
ACEQUINOCYL	0.1	ppm	2	PASS	<0.1	SPINETORAM, TOTAL	0.1	ppm	1	PASS	<0.1
ACETAMIPRID	0.1	ppm	0.2	PASS	<0.1	SPINOSAD, TOTAL	0.1	ppm	0.2	PASS	<0.1
ALDICARB	0.1	ppm	0.4	PASS	<0.1	SPIROMESIFEN	0.1	ppm	0.2	PASS	<0.1
AZOXYSTROBIN	0.1	ppm	0.2	PASS	<0.1	SPIROTETRAMAT	0.1	ppm	0.2	PASS	<0.1
CHLORMEQUAT CHLORIDE	0.1	ppm	1	PASS	<0.1	SPIROXAMINE	0.1	ppm	0.2	PASS	<0.1
BIFENAZATE	0.1	ppm	0.2	PASS	<0.1	TEBUCONAZOLE	0.1	ppm	0.4	PASS	<0.1
BIFENTHRIN	0.1	ppm	0.2	PASS	<0.1	THIACLOPRID	0.1	ppm	0.2	PASS	<0.1
CARBARYL	0.1	ppm	0.2	PASS	<0.1	THIAMETHOXAM	0.1	ppm	0.2	PASS	<0.1
COUMAPHOS	0.1	ppm	1	PASS	<0.1	TRIFLOXYSTROBIN	0.1	ppm	0.2	PASS	<0.1
CHLORPYRIFOS	0.1	ppm	0.2	PASS	<0.1	CAPTAN *	0.1	ppm	1	PASS	<0.1
DAMINOZIDE	0.1	ppm	1	PASS	<0.1	CHLORDANE *	0.1	ppm	1	PASS	<0.1
BOSCALID	0.1	ppm	0.4	PASS	<0.1	CHLORFENAPYR *	0.1	ppm	1	PASS	<0.1
CARBOFURAN	0.1	ppm	0.2	PASS	<0.1	CYFLUTHRIN *	0.1	ppm	1	PASS	<0.1
CHLORANTRANILIPROLE	0.1	ppm	0.2	PASS	<0.1	CYPERMETHRIN *	0.1	ppm	1	PASS	<0.1
CLOFENTEZINE	0.1	ppm	0.2	PASS	<0.1	METHYL PARATHION *	0.1	ppm	0.2	PASS	<0.1
DIAZINON	0.1	ppm	0.2	PASS	<0.1	MGK-264 *	0.1	ppm	0.2	PASS	<0.1
DICHLORVOS	0.1	ppm	1	PASS	<0.1	PENTACHLORONITROBENZENE *	0.1	ppm	1	PASS	<0.1
DIMETHOATE	0.1	ppm	0.2	PASS	<0.1						
DIMETHOMORPH	0.1	ppm	1	PASS	<0.1	Weight:					
ETHOPROPHOS	0.1	ppm	0.2	PASS	<0.1	1.0343g					
ETOFENPROX	0.1	ppm	0.4	PASS	<0.1	Analysis Method : SOP.T.40.104.NY, SOP.T30.104.NY and SOP.T.40.154.NY					
ETOXAZOLE	0.1	ppm	0.2	PASS	<0.1	Analyzed Date : 03/05/24 14:46:25					
FENHEXAMID	0.1	ppm	1	PASS	<0.1						
FENOXYCARB	0.1	ppm	0.2	PASS	<0.1	Weight:					
FENPYROXIMATE	0.1	ppm	0.4	PASS	<0.1	1.0343g					
FIPRONIL	0.1	ppm	0.4	PASS	<0.1	Analysis Method : SOP.T.40.154.NY					
FLONICAMID	0.1	ppm	1	PASS	<0.1	Analyzed Date : 03/05/24 14:42:03					
FLUDIOXONIL	0.1	ppm	0.4	PASS	<0.1						
HEXYTHIAZOX	0.1	ppm	1	PASS	<0.1						
IMAZALIL	0.1	ppm	0.2	PASS	<0.1						
IMIDACLOPRID	0.1	ppm	0.4	PASS	<0.1						
KRESOXIM METHYL	0.1	ppm	0.4	PASS	<0.1						
MALATHION	0.1	ppm	0.2	PASS	<0.1						
METALAXYL	0.1	ppm	0.2	PASS	<0.1						
METHIOCARB	0.1	ppm	0.2	PASS	<0.1						
METHOMYL	0.1	ppm	0.4	PASS	<0.1						
MEVINPHOS	0.1	ppm	1	PASS	<0.1						
NALED	0.1	ppm	0.5	PASS	<0.1						
OXAMYL	0.1	ppm	1	PASS	<0.1						

This Kaycha Labs Certification shall not be reproduced, unless in its entirety, without written approval from Kaycha Labs. The results relate only to the material or product analyzed. ND=Not Detected, ppm=Parts Per Million, ppb=Parts Per Billion, RSD=Relative Standard Deviation. Limit of Detection (LOD) and Limit Of Quantitation (LOQ) are terms used to describe the smallest concentration that can be detected and reliably measured by an analytical procedure, respectively. Action Levels are State determined thresholds based on 9 New York Codes, Rules and Regulations (NYCRR) Part 130 and Cannabis Law. The Measurement of Uncertainty (MU) error is available from the lab upon request. The "Decision Rule" for pass/fail does not include the MU. Any calculated totals may contain rounding errors.

**Erica Troy**

Lab Director

 NY Permit # OCM-CPL-2022-00006  
 ISO 17025 Accreditation # 97164



 Signature  
 03/06/24



# Certificate of Analysis

**PASSED**



ReliefLeaf, LLC

2612 RT 52  
Hopewell Junction, NY, 12533, US  
Telephone: (860) 874-2872  
Email: nick@headytrees.com  
License #: OCM-AUCC-000022

Sample : AL40301003-003  
Harvest/Lot ID: 0105  
Batch #: 0105  
Sampled : 03/01/24 02:15 PM

Sample Size Received : 20 units  
Total Amount : 4720 units  
Sampling Method : SOP.T.20.010.NY

Page 4 of 5

 <b>Microbial</b> <span style="float: right;"><b>PASSED</b></span>						 <b>Mycotoxins</b> <span style="float: right;"><b>PASSED</b></span>					
Analyte	LOQ	Units	Result	Pass / Fail	Action Level	Analyte	LOQ	Units	Result	Pass / Fail	Action Level
TOTAL AEROBIC BACTERIA	100	CFU/g	<100	TESTED		AFLATOXIN G2	0.003	ppm	<0.003	PASS	0.02
TOTAL YEAST AND MOLD	100	CFU/g	12000	TESTED		AFLATOXIN G1	0.003	ppm	<0.003	PASS	0.02
ESCHERICHIA COLI SHIGELLA SPP			Not Present	PASS		AFLATOXIN B2	0.003	ppm	<0.003	PASS	0.02
SALMONELLA SPECIES			Not Present	PASS		AFLATOXIN B1	0.003	ppm	<0.003	PASS	0.02
ASPERGILLUS TERREUS			Not Present	PASS		OCHRATOXIN A+	0.010	ppm	<0.010	PASS	0.02
ASPERGILLUS NIGER			Not Present	PASS		TOTAL AFLATOXINS (B1, B2, G1, G2)	0.003	ppm	<0.003	PASS	0.02
ASPERGILLUS FLAVUS			Not Present	PASS							
ASPERGILLUS FUMIGATUS			Not Present	PASS		Weight:					
						1.0343g					
Weight:						Analysis Method :					
1.0609g						SOP.T.30.104.NY, SOP.T.40.104.NY					
Analysis Method :						Analized Date :					
SOP.T.40.058A.NY, SOP.T.40.058B.NY, SOP.T.40.208.NY						03/05/24 14:46:56					
Analized Date :											
03/02/24 11:26:25											

 <b>Heavy Metals</b> <span style="float: right;"><b>PASSED</b></span>					
Metal	LOQ	Units	Result	Pass / Fail	Action Level
ANTIMONY	0.1000	ug/g	<0.1000	PASS	2
ARSENIC	0.1000	ug/g	<0.1000	PASS	0.2
CADMIUM	0.1000	ug/g	<0.1000	PASS	0.3
CHROMIUM	1.0000	ug/g	<1.0000	PASS	110
COPPER	1.0000	ug/g	<1.0000	PASS	30
LEAD	0.1000	ug/g	<0.1000	PASS	0.5
MERCURY	0.0100	ug/g	<0.0100	PASS	0.1
NICKEL	0.1000	ug/g	<0.1000	PASS	5
Weight:					
0.4102g					
Analysis Method :					
SOP.T.30.084.NY, SOP.T.40.084.NY					
Analized Date :					
03/04/24 16:07:53					



# Certificate of Analysis

**PASSED**

ReliefLeaf, LLC

2612 RT 52  
Hopewell Junction, NY, 12533, US  
Telephone: (860) 874-2872  
Email: nick@headytree.com  
License #: OCM-AUCC-000022

Sample : AL40301003-003  
Harvest/Lot ID: 0105  
Batch #: 0105  
Sampled : 03/01/24 02:15 PM

Sample Size Received : 20 units  
Total Amount : 4720 units  
Sampling Method : SOP.T.20.010.NY

Page 5 of 5



**Filth/Foreign Material** **PASSED**



**Moisture** **PASSED**

Analyte	LOQ	Units	Result	P/F	Action Level
Stems (>3mm)		%	ND	PASS	5
Foreign Matter		%	ND	PASS	2
Mammalian excreta		mg	ND	PASS	1

Weight:  
17.7729g

Analysis Method : SOP.T.40.090  
Analyzed Date : 03/02/24 10:24:32

Analyte	LOQ	Units	Result	P/F	Action Level
Moisture Content	5.0	%	9.4	PASS	15

Weight:  
1.2g  
Analysis Method : SOP.T.40.021  
Analyzed Date : 03/04/24 13:44:24



**Water Activity** **PASSED**

Analyte	LOQ	Units	Result	P/F	Action Level
Water Activity	0.10	aw	0.34	PASS	0.65

Weight:  
0.216g

Analysis Method : SOP.T.40.019  
Analyzed Date : 03/04/24 16:13:05

