



# Certificate of Analysis

## FOR COMPLIANCE



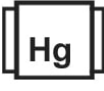







Sample:AL31109003-001  
Harvest/Lot ID: 0078  
Batch#: 0078

Sample Size Received: 20 units  
Total Amount: 10020 units  
Retail Product Size: 1 gram  
Sampled: 11/09/23 03:15 PM  
Sampling Start: 03:15 PM  
Sampling End: 03:30 PM  
Sampling Method: SOP.T.20.010.NY




**PASSED**

Pages 1 of 6

ReliefLeaf, LLC  
License # : OCM-AUCC-000022  
2612 RT 52  
Hopewell Junction , NY, 12533, US

PRODUCT IMAGE	SAFETY RESULTS								MISC.
	 Pesticides <b>PASSED</b>	 Heavy Metals <b>PASSED</b>	 Microbials <b>PASSED</b>	 Mycotoxins <b>PASSED</b>	 Residuals Solvents <b>PASSED</b>	 Filtration <b>PASSED</b>	 Water Activity <b>PASSED</b>	 Moisture <b>PASSED</b>	 Terpenes <b>TESTED</b>

 **Cannabinoid** **PASSED**

 <b>Total THC</b> <b>35.675%</b> Total THC/Container : 356.750 mg	 <b>Total CBD</b> <b>0.111%</b> Total CBD/Container : 1.110 mg	 <b>Total Cannabinoids</b> <b>43.209%</b> Total Cannabinoids/Container : 432.090 mg
---	---	--

	(6AR,9R) D10-THC	(6AR,9S) D10-THC	CBC	CBD	CBDA	CBDV	CBG	CBGA	CBN	D8-THC	D9-THC	THCA	THCV
%	<0.100	<0.100	<0.100	<0.100	0.126	<0.100	0.207	2.268	<0.100	<0.100	0.505	40.103	<0.100
mg/unit	<1.00	<1.00	<1.00	<1.00	1.26	<1.00	2.07	22.68	<1.00	<1.00	5.05	401.03	<1.00
LOQ	0.100	0.100	0.100	0.100	0.100	0.100	0.100	0.100	0.100	0.100	0.100	0.100	0.100
%	%	%	%	%	%	%	%	%	%	%	%	%	%

Weight: 0.2026g  
Analysis Method : SOP.T.30.031.NY, SOP.T.40.031.NY  
Analyzed Date : 11/10/23 14:10:42

This Kaycha Labs Certification shall not be reproduced, unless in its entirety, without written approval from Kaycha Labs. The results relate only to the material or product analyzed. ND=Not Detected, ppm=Parts Per Million, ppb=Parts Per Billion, RSD=Relative Standard Deviation. Limit of Detection (LOD) and Limit Of Quantitation (LOQ) are terms used to describe the smallest concentration that can be detected and reliably measured by an analytical procedure, respectively. Action Levels are State determined thresholds based on 9 New York Codes, Rules and Regulations (NYCRR) Part 130 and Cannabis Law. The Measurement of Uncertainty (MU) error is available from the lab upon request. The "Decision Rule" for pass/fail does not include the MU. Any calculated totals may contain rounding errors.

**Erica Troy**  
Lab Director  
NY Permit # OCM-CPL-2022-00006  
ISO 17025 Accreditation # 97164

  
Signature  
11/15/23



# Certificate of Analysis

**PASSED**

ReliefLeaf, LLC

2612 RT 52  
Hopewell Junction, NY, 12533, US  
Telephone: (860) 874-2872  
Email: nick@headytrees.com  
License #: OCM-AUCC-000022

Sample : AL31109003-001  
Harvest/Lot ID: 0078  
Batch #: 0078  
Sampled : 11/09/23

Sample Size Received : 20 units  
Total Amount : 10020 units  
Sampling Method : SOP.T.20.010.NY

Page 2 of 6



## Terpenes

**TESTED**

Terpenes	LOQ (%)	mg/unit	%	Result (%)	Terpenes	LOQ (%)	mg/unit	%	Result (%)
BETA-CARYOPHYLLENE	0.0	8	0.8		GERANYL ACETATE	0.0	<0	<0.0	
LIMONENE	0.0	6	0.6		GUAIOL	0.0	<0	<0.0	
ALPHA-HUMULENE	0.0	2	0.2		MENTHOL	0.0	<0	<0.0	
ALPHA TERPINEOL	0.0	1	0.1		NEROL	0.0	<0	<0.0	
FENCHYL ALCOHOL	0.0	1	0.1		PULEGONE	0.0	<0	<0.0	
LINALOOL	0.0	1	0.1		ALPHA-CEDRENE	0.0	<0	<0.0	
ALPHA-BISABOLOL	0.0	1	0.1		Weight:				
ALPHA-PINENE	0.0	1	0.1		1.0003g				
BETA-MYRCENE	0.0	1	0.1		Analysis Method : SOP.T.30.064.NY, SOP.T.40.064.NY				
BETA-PINENE	0.0	1	0.1		Analyzed Date : 11/12/23 08:21:38				
BORNEOL	0.0	<0	<0.0						
CAMPHENE	0.0	<0	<0.0						
CARYOPHYLLENE OXIDE	0.0	<0	<0.0						
CEDRIL	0.0	<0	<0.0						
EUCALYPTOL	0.0	<0	<0.0						
FENCHONE	0.0	<0	<0.0						
ISOBORNEOL	0.0	<0	<0.0						
ISOPULEGOL	0.0	<0	<0.0						
OCIMENE	0.0	<0	<0.0						
SABINENE	0.0	<0	<0.0						
SABINENE HYDRATE	0.0	<0	<0.0						
TERPINOLENE	0.0	<0	<0.0						
VALENCENE	0.0	<0	<0.0						
ALPHA-PHELLANDRENE	0.0	<0	<0.0						
ALPHA-TERPINENE	0.0	<0	<0.0						
CIS-NEROLIDOL	0.0	<0	<0.0						
GAMMA-TERPINENE	0.0	<0	<0.0						
TRANS-NEROLIDOL	0.0	<0	<0.0						
3-CARENE	0.0	<0	<0.0						
CAMPHOR	0.0	<0	<0.0						
GERANIOL	0.0	<0	<0.0						
<b>Total (%)</b>			<b>2.3</b>						



# Certificate of Analysis

**PASSED**

ReliefLeaf, LLC

Sample : AL31109003-001

Harvest/Lot ID: 0078

 2612 RT 52  
 Hopewell Junction , NY, 12533, US  
 Telephone: (860) 874-2872  
 Email: nick@headytreetree.com  
 License # : OCM-AUCC-000022

Batch # : 0078

Sample Size Received : 20 units

Sampled : 11/09/23

Total Amount : 10020 units

Sampling Method : SOP.T.20.010.NY

Page 3 of 6



## Pesticides

PASSED

Pesticide	LOQ	Units	Action Level	Pass/Fail	Result	Pesticide	LOQ	Units	Action Level	Pass/Fail	Result
PYRETHRINS, TOTAL	0.1	ppm	1	PASS	<0.1	PACLOBUTRAZOL	0.1	ppm	0.4	PASS	<0.1
AZADIRACHTIN	0.1	ppm	1	PASS	<0.1	PERMETHRIN	0.1	ppm	0.2	PASS	<0.1
INDOLE-3-BUTYRIC ACID	0.1	ppm	1	PASS	<0.1	PHOSMET	0.1	ppm	0.2	PASS	<0.1
MYCLOBUTANIL	0.1	ppm	0.2	PASS	<0.1	PRALLETHRIN	0.1	ppm	0.2	PASS	<0.1
PIPERONYL BUTOXIDE	0.1	ppm	2	PASS	<0.1	PROPICONAZOLE	0.1	ppm	0.4	PASS	<0.1
ABAMECTIN B1A	0.1	ppm	0.5	PASS	<0.1	PROPOXUR	0.1	ppm	0.2	PASS	<0.1
ACEPHATE	0.1	ppm	0.4	PASS	<0.1	PYRIDABEN	0.1	ppm	0.2	PASS	<0.1
ACEQUINOCYL	0.1	ppm	2	PASS	<0.1	SPINETORAM, TOTAL	0.1	ppm	1	PASS	<0.1
ACETAMIPRID	0.1	ppm	0.2	PASS	<0.1	SPINOSAD, TOTAL	0.1	ppm	0.2	PASS	<0.1
ALDICARB	0.1	ppm	0.4	PASS	<0.1	SPIROMESIFEN	0.1	ppm	0.2	PASS	<0.1
AZOXYSTROBIN	0.1	ppm	0.2	PASS	<0.1	SPIROTETRAMAT	0.1	ppm	0.2	PASS	<0.1
CHLORMEQUAT CHLORIDE	0.1	ppm	1	PASS	<0.1	SPIROXAMINE	0.1	ppm	0.2	PASS	<0.1
BIFENAZATE	0.1	ppm	0.2	PASS	<0.1	TEBUCONAZOLE	0.1	ppm	0.4	PASS	<0.1
BIFENTHRIN	0.1	ppm	0.2	PASS	<0.1	THIACLOPRID	0.1	ppm	0.2	PASS	<0.1
CARBARYL	0.1	ppm	0.2	PASS	<0.1	THIAMETHOXAM	0.1	ppm	0.2	PASS	<0.1
COUMAPHOS	0.1	ppm	1	PASS	<0.1	TRIFLOXYSTROBIN	0.1	ppm	0.2	PASS	<0.1
CHLORPYRIFOS	0.1	ppm	0.2	PASS	<0.1	CAPTAN *	0.1	ppm	1	PASS	<0.1
DAMINOZIDE	0.1	ppm	1	PASS	<0.1	CHLORDANE *	0.1	ppm	1	PASS	<0.1
BOSCALID	0.1	ppm	0.4	PASS	<0.1	CHLORFENAPYR *	0.1	ppm	1	PASS	<0.1
CARBOFURAN	0.1	ppm	0.2	PASS	<0.1	CYFLUTHRIN *	0.1	ppm	1	PASS	<0.1
CHLORANTRANILIPROLE	0.1	ppm	0.2	PASS	<0.1	CYPERMETHRIN *	0.1	ppm	1	PASS	<0.1
CLOFENTEZINE	0.1	ppm	0.2	PASS	<0.1	METHYL PARATHION *	0.1	ppm	0.2	PASS	<0.1
DIAZINON	0.1	ppm	0.2	PASS	<0.1	MGK-264 *	0.1	ppm	0.2	PASS	<0.1
DICHLORVOS	0.1	ppm	1	PASS	<0.1	PENTACHLORONITROBENZENE *	0.1	ppm	1	PASS	<0.1
DIMETHOATE	0.1	ppm	0.2	PASS	<0.1						
DIMETHOMORPH	0.1	ppm	1	PASS	<0.1	Weight:					
ETHOPROPHOS	0.1	ppm	0.2	PASS	<0.1	1.0263g					
ETOFENPROX	0.1	ppm	0.4	PASS	<0.1	Analysis Method : SOP.T.40.104.NY, SOP.T30.104.NY and SOP.T.40.154.NY					
ETOXAZOLE	0.1	ppm	0.2	PASS	<0.1	Analyzed Date : 11/10/23 12:49:53					
FENHEXAMID	0.1	ppm	1	PASS	<0.1						
FENOXYCARB	0.1	ppm	0.2	PASS	<0.1	Weight:					
FENPYROXIMATE	0.1	ppm	0.4	PASS	<0.1	1.0263g					
FIPRONIL	0.1	ppm	0.4	PASS	<0.1	Analysis Method : SOP.T.40.154.NY					
FLONICAMID	0.1	ppm	1	PASS	<0.1	Analyzed Date : 11/10/23 12:49:39					
FLUDIOXONIL	0.1	ppm	0.4	PASS	<0.1						
HEXYTHIAZOX	0.1	ppm	1	PASS	<0.1						
IMAZALIL	0.1	ppm	0.2	PASS	<0.1						
IMIDACLOPRID	0.1	ppm	0.4	PASS	<0.1						
KRESOXIM METHYL	0.1	ppm	0.4	PASS	<0.1						
MALATHION	0.1	ppm	0.2	PASS	<0.1						
METALAXYL	0.1	ppm	0.2	PASS	<0.1						
METHIOCARB	0.1	ppm	0.2	PASS	<0.1						
METHOMYL	0.1	ppm	0.4	PASS	<0.1						
MEVINPHOS	0.1	ppm	1	PASS	<0.1						
NALED	0.1	ppm	0.5	PASS	<0.1						
OXAMYL	0.1	ppm	1	PASS	<0.1						

This Kaycha Labs Certification shall not be reproduced, unless in its entirety, without written approval from Kaycha Labs. The results relate only to the material or product analyzed. ND=Not Detected, ppm=Parts Per Million, ppb=Parts Per Billion, RSD=Relative Standard Deviation. Limit of Detection (LOD) and Limit Of Quantitation (LOQ) are terms used to describe the smallest concentration that can be detected and reliably measured by an analytical procedure, respectively. Action Levels are State determined thresholds based on 9 New York Codes, Rules and Regulations (NYCRR) Part 130 and Cannabis Law. The Measurement of Uncertainty (MU) error is available from the lab upon request. The "Decision Rule" for pass/fail does not include the MU. Any calculated totals may contain rounding errors.

**Erica Troy**

Lab Director

 NY Permit # OCM-CPL-2022-00006  
 ISO 17025 Accreditation # 97164



 Signature  
 11/15/23



# Certificate of Analysis

**PASSED**

ReliefLeaf, LLC

2612 RT 52  
Hopewell Junction, NY, 12533, US  
Telephone: (860) 874-2872  
Email: nick@headytrees.com  
License #: OCM-AUCC-000022

Sample : AL31109003-001  
Harvest/Lot ID: 0078  
Batch #: 0078  
Sampled : 11/09/23

Sample Size Received : 20 units  
Total Amount : 10020 units  
Sampling Method : SOP.T.20.010.NY

Page 4 of 6



## Residual Solvents

**PASSED**

Solvents	LOQ	Units	Action Level	Pass/Fail	Result
DIMETHYL SULFOXIDE	750.0	ppm	5000	PASS	<750.0
1,1,1-TRICHLOROETHANE	225.0	ppm	1500	PASS	<225.0
HEXANE, TOTAL	625.0	ppm	290	PASS	<625.0
PENTANES, TOTAL	375.0	ppm	5000	PASS	<375.0
BUTANES, TOTAL	1800.0	ppm	5000	PASS	<1800.0
XYLENES, TOTAL	250.0	ppm	2170	PASS	<250.0
1,2-DICHLOROETHANE	0.5	ppm	5	PASS	<0.5
PROPANE	900.0	ppm	5000	PASS	<900.0
METHANOL	125.0	ppm	3000	PASS	<125.0
ETHANOL	125.0	ppm	5000	PASS	<125.0
ETHYL ETHER	125.0	ppm	5000	PASS	<125.0
ACETONE	125.0	ppm	5000	PASS	<125.0
2-PROPANOL	125.0	ppm	5000	PASS	<125.0
ACETONITRILE	125.0	ppm	410	PASS	<125.0
DICHLOROMETHANE	125.0	ppm	600	PASS	<125.0
ETHYL ACETATE	125.0	ppm	5000	PASS	<125.0
BENZENE	0.5	ppm	2	PASS	<0.5
N-HEPTANE	125.0	ppm	5000	PASS	<125.0
TOLUENE	125.0	ppm	890	PASS	<125.0
CHLOROFORM	0.5	ppm	60	PASS	<0.5

Weight:  
0.02232g

Analysis Method : SOP.T.40.044.NY  
Analyzed Date : 11/14/23 12:19:14



# Certificate of Analysis

**PASSED**



ReliefLeaf, LLC


 2612 RT 52  
 Hopewell Junction, NY, 12533, US  
 Telephone: (860) 874-2872  
 Email: nick@headytrees.com  
 License #: OCM-AUCC-000022

 Sample : AL31109003-001  
 Harvest/Lot ID: 0078  
 Batch #: 0078  
 Sampled : 11/09/23

 Sample Size Received : 20 units  
 Total Amount : 10020 units  
 Sampling Method : SOP.T.20.010.NY

Page 5 of 6

 <b>Microbial</b> <span style="float: right;"><b>PASSED</b></span>							 <b>Mycotoxins</b> <span style="float: right;"><b>PASSED</b></span>						
Analyte	LOQ	Units	Result	Pass / Fail	Action Level		Analyte	LOQ	Units	Result	Pass / Fail	Action Level	
TOTAL AEROBIC BACTERIA	100	CFU/g	55000	TESTED			AFLATOXIN G2	0.003	ppm	<0.003	PASS	0.02	
TOTAL YEAST AND MOLD	100	CFU/g	40000	TESTED			AFLATOXIN G1	0.003	ppm	<0.003	PASS	0.02	
ESCHERICHIA COLI SHIGELLA SPP			Not Present	PASS			AFLATOXIN B2	0.003	ppm	<0.003	PASS	0.02	
SALMONELLA SPECIES			Not Present	PASS			AFLATOXIN B1	0.003	ppm	<0.003	PASS	0.02	
ASPERGILLUS TERREUS			Not Present	PASS			OCHRATOXIN A+	0.010	ppm	<0.010	PASS	0.02	
ASPERGILLUS NIGER			Not Present	PASS			TOTAL AFLATOXINS (B1, B2, G1, G2)	0.003	ppm	<0.003	PASS	0.02	
ASPERGILLUS FLAVUS			Not Present	PASS			Weight:						
ASPERGILLUS FUMIGATUS			Not Present	PASS			1.0263g						
Weight:							Analysis Method :						
1.0912g							SOP.T.30.104.NY, SOP.T.40.104.NY						
Analysis Method :							Analized Date :						
SOP.T.40.058A.NY, SOP.T.40.058B.NY, SOP.T.40.208.NY							11/10/23 12:50:13						
Analized Date :													
11/10/23 10:54:33													

 <b>Heavy Metals</b> <span style="float: right;"><b>PASSED</b></span>						
Metal	LOQ	Units	Result	Pass / Fail	Action Level	
ANTIMONY	0.1000	ug/g	<0.1000	PASS	2	
ARSENIC	0.1000	ug/g	<0.1000	PASS	0.2	
CADMIUM	0.1000	ug/g	<0.1000	PASS	0.3	
CHROMIUM	1.0000	ug/g	<1.0000	PASS	110	
COPPER	1.0000	ug/g	<1.0000	PASS	30	
LEAD	0.1000	ug/g	<0.1000	PASS	0.5	
MERCURY	0.0100	ug/g	<0.0100	PASS	0.1	
NICKEL	0.1000	ug/g	<0.1000	PASS	5	
Weight:						
0.4558g						
Analysis Method :						
SOP.T.30.084.NY, SOP.T.40.084.NY						
Analized Date :						
11/10/23 16:19:54						

This Kaycha Labs Certification shall not be reproduced, unless in its entirety, without written approval from Kaycha Labs. The results relate only to the material or product analyzed. ND=Not Detected, ppm=Parts Per Million, ppb=Parts Per Billion, RSD=Relative Standard Deviation. Limit of Detection (LOD) and Limit Of Quantitation (LOQ) are terms used to describe the smallest concentration that can be detected and reliably measured by an analytical procedure, respectively. Action Levels are State determined thresholds based on 9 New York Codes, Rules and Regulations (NYCRR) Part 130 and Cannabis Law. The Measurement of Uncertainty (MU) error is available from the lab upon request. The "Decision Rule" for pass/fail does not include the MU. Any calculated totals may contain rounding errors.

**Erica Troy**  
 Lab Director

 NY Permit # OCM-CPL-2022-00006  
 ISO 17025 Accreditation # 97164



 Signature  
 11/15/23



# Certificate of Analysis

**PASSED**

ReliefLeaf, LLC

2612 RT 52  
Hopewell Junction, NY, 12533, US  
Telephone: (860) 874-2872  
Email: nick@headytrees.com  
License #: OCM-AUCC-000022

Sample : AL31109003-001  
Harvest/Lot ID: 0078  
Batch #: 0078  
Sampled : 11/09/23

Sample Size Received : 20 units  
Total Amount : 10020 units  
Sampling Method : SOP.T.20.010.NY

Page 6 of 6



**Filth/Foreign Material** **PASSED**



**Moisture** **PASSED**

Analyte	LOQ	Units	Result	P/F	Action Level
Stems (>3mm)		%	ND	PASS	5
Foreign Matter		%	ND	PASS	2
Mammalian excreta		mg	ND	PASS	1

Weight:  
16.4326g

Analysis Method : SOP.T.40.090  
Analyzed Date : N/A

Analyte	LOQ	Units	Result	P/F	Action Level
Moisture Content	5.0	%	9.6	PASS	15

Weight:  
0.522g

Analysis Method : SOP.T.40.021  
Analyzed Date : N/A



**Water Activity** **PASSED**

Analyte	LOQ	Units	Result	P/F	Action Level
Water Activity	0.10	aw	0.33	PASS	0.65

Weight:  
0.2737g

Analysis Method : SOP.T.40.019  
Analyzed Date : N/A