



Certificate of Analysis

FOR COMPLIANCE

Sample:AL31109003-005

Harvest/Lot ID: 0075

Batch#: 0075

Sample Size Received: 20 units

Total Amount: 10020 units

Retail Product Size: 1 gram

Sampled: 11/09/23 03:15 PM

Sampling Start: 03:15 PM

Sampling End: 03:30 PM

Sampling Method: SOP.T.20.010.NY

PASSED

Pages 1 of 6

ReliefLeaf, LLC

License # : OCM-AUCC-000022

2612 RT 52

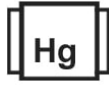
Hopewell Junction , NY, 12533, US

PRODUCT IMAGE

SAFETY RESULTS



Pesticides
PASSED



Heavy Metals
PASSED



Microbials
PASSED



Mycotoxins
PASSED



Residuals Solvents
PASSED



Filtration
PASSED



Water Activity
PASSED



Moisture
PASSED



Terpenes
TESTED

MISC.



Cannabinoid

PASSED



Total THC

36.684%

Total THC/Container : 366.840 mg



Total CBD

0.149%

Total CBD/Container : 1.490 mg



Total Cannabinoids

44.288%

Total Cannabinoids/Container : 442.880 mg

	(6AR,9R) D10-THC	(6AR,9S) D10-THC	CBC	CBD	CBDA	CBDV	CBG	CBGA	CBN	D8-THC	D9-THC	THCA	THCV
%	<0.100	<0.100	<0.100	<0.100	0.170	<0.100	0.201	2.167	<0.100	<0.100	0.564	41.186	<0.100
mg/unit	<1.00	<1.00	<1.00	<1.00	1.70	<1.00	2.01	21.67	<1.00	<1.00	5.64	411.86	<1.00
LOQ	0.100	0.100	0.100	0.100	0.100	0.100	0.100	0.100	0.100	0.100	0.100	0.100	0.100
%	%	%	%	%	%	%	%	%	%	%	%	%	%

Weight:
0.1978g

Analysis Method : SOP.T.30.031.NY, SOP.T.40.031.NY
Analyzed Date : 11/10/23 14:10:42

This Kaycha Labs Certification shall not be reproduced, unless in its entirety, without written approval from Kaycha Labs. The results relate only to the material or product analyzed. ND=Not Detected, ppm=Parts Per Million, ppb=Parts Per Billion, RSD=Relative Standard Deviation. Limit of Detection (LOD) and Limit Of Quantitation (LOQ) are terms used to describe the smallest concentration that can be detected and reliably measured by an analytical procedure, respectively. Action Levels are State determined thresholds based on 9 New York Codes, Rules and Regulations (NYCRR) Part 130 and Cannabis Law. The Measurement of Uncertainty (MU) error is available from the lab upon request. The "Decision Rule" for pass/fail does not include the MU. Any calculated totals may contain rounding errors.

Erica Troy

Lab Director

NY Permit # OCM-CPL-2022-00006
ISO 17025 Accreditation # 97164



Signature
11/15/23



Certificate of Analysis

PASSED

ReliefLeaf, LLC

2612 RT 52
Hopewell Junction, NY, 12533, US
Telephone: (860) 874-2872
Email: nick@headytrees.com
License #: OCM-AUCC-000022

Sample : AL31109003-005
Harvest/Lot ID: 0075

Batch #: 0075
Sampled : 11/09/23

Sample Size Received : 20 units
Total Amount : 10020 units
Sampling Method : SOP.T.20.010.NY

Page 2 of 6



Terpenes

TESTED

Terpenes	LOQ (%)	mg/unit	%	Result (%)	Terpenes	LOQ (%)	mg/unit	%	Result (%)
BETA-CARYOPHYLLENE	0.0	9	0.9		GUAIOL	0.0	<0	<0.0	
LIMONENE	0.0	6	0.6		MENTHOL	0.0	<0	<0.0	
ALPHA-HUMULENE	0.0	4	0.4		NEROL	0.0	<0	<0.0	
ALPHA-TERPINEOL	0.0	1	0.1		PULEGONE	0.0	<0	<0.0	
FENCHYL ALCOHOL	0.0	1	0.1		ALPHA-CEDRENE	0.0	<0	<0.0	
LINALOOL	0.0	1	0.1		CIS-NEROLIDOL	0.0	<0	<0.0	
ALPHA-BISABOLOL	0.0	1	0.1		Weight:				
ALPHA-PINENE	0.0	1	0.1		1.0026g				
BETA-MYRCENE	0.0	1	0.1		Analysis Method : SOP.T.30.064.NY, SOP.T.40.064.NY				
BETA-PINENE	0.0	1	0.1		Analyzed Date : 11/12/23 08:21:38				
BORNEOL	0.0	<0	<0.0						
CAMPHENE	0.0	<0	<0.0						
CARYOPHYLLENE OXIDE	0.0	<0	<0.0						
CEDROL	0.0	<0	<0.0						
EUCALYPTOL	0.0	<0	<0.0						
FENCHONE	0.0	<0	<0.0						
GERANYL ACETATE	0.0	<0	<0.0						
ISOBORNEOL	0.0	<0	<0.0						
ISOPULEGOL	0.0	<0	<0.0						
OCIMENE	0.0	<0	<0.0						
SABINENE	0.0	<0	<0.0						
SABINENE HYDRATE	0.0	<0	<0.0						
TERPINOLENE	0.0	<0	<0.0						
VALENCENE	0.0	<0	<0.0						
ALPHA-PHELLANDRENE	0.0	<0	<0.0						
ALPHA-TERPINENE	0.0	<0	<0.0						
GAMMA-TERPINENE	0.0	<0	<0.0						
TRANS-NEROLIDOL	0.0	<0	<0.0						
3-CARENE	0.0	<0	<0.0						
CAMPHOR	0.0	<0	<0.0						
GERANIOL	0.0	<0	<0.0						
Total (%)			2.6						

This Kaycha Labs Certification shall not be reproduced, unless in its entirety, without written approval from Kaycha Labs. The results relate only to the material or product analyzed. ND=Not Detected, ppm=Parts Per Million, ppb=Parts Per Billion, RSD=Relative Standard Deviation. Limit of Detection (LOD) and Limit Of Quantitation (LOQ) are terms used to describe the smallest concentration that can be detected and reliably measured by an analytical procedure, respectively. Action Levels are State determined thresholds based on 9 New York Codes, Rules and Regulations (NYCRR) Part 130 and Cannabis Law. The Measurement of Uncertainty (MU) error is available from the lab upon request. The "Decision Rule" for pass/fail does not include the MU. Any calculated totals may contain rounding errors.

Erica Troy
Lab Director

NY Permit # OCM-CPL-2022-00006
ISO 17025 Accreditation # 97164

Signature
11/15/23



Certificate of Analysis

PASSED

ReliefLeaf, LLC


 Sample : AL31109003-005
 Harvest/Lot ID: 0075

 2612 RT 52
 Hopewell Junction, NY, 12533, US
 Telephone: (860) 874-2872
 Email: nick@headytreetree.com
 License #: OCM-AUCC-000022

 Batch #: 0075
 Sampled : 11/09/23

 Sample Size Received : 20 units
 Total Amount : 10020 units
 Sampling Method : SOP.T.20.010.NY

Page 3 of 6



Pesticides

PASSED

Pesticide	LOQ	Units	Action Level	Pass/Fail	Result	Pesticide	LOQ	Units	Action Level	Pass/Fail	Result
PYRETHRINS, TOTAL	0.1	ppm	1	PASS	<0.1	PACLOBUTRAZOL	0.1	ppm	0.4	PASS	<0.1
AZADIRACTHIN	0.1	ppm	1	PASS	<0.1	PERMETHRIN	0.1	ppm	0.2	PASS	<0.1
INDOLE-3-BUTYRIC ACID	0.1	ppm	1	PASS	<0.1	PHOSMET	0.1	ppm	0.2	PASS	<0.1
MYCLOBUTANIL	0.1	ppm	0.2	PASS	<0.1	PRALLETHRIN	0.1	ppm	0.2	PASS	<0.1
PIPERONYL BUTOXIDE	0.1	ppm	2	PASS	<0.1	PROPICONAZOLE	0.1	ppm	0.4	PASS	<0.1
ABAMECTIN B1A	0.1	ppm	0.5	PASS	<0.1	PROPOXUR	0.1	ppm	0.2	PASS	<0.1
ACEPHATE	0.1	ppm	0.4	PASS	<0.1	PYRIDABEN	0.1	ppm	0.2	PASS	<0.1
ACEQUINOCYL	0.1	ppm	2	PASS	<0.1	SPINETORAM, TOTAL	0.1	ppm	1	PASS	<0.1
ACETAMIPRID	0.1	ppm	0.2	PASS	<0.1	SPINOSAD, TOTAL	0.1	ppm	0.2	PASS	<0.1
ALDICARB	0.1	ppm	0.4	PASS	<0.1	SPIROMESIFEN	0.1	ppm	0.2	PASS	<0.1
AZOXYSTROBIN	0.1	ppm	0.2	PASS	<0.1	SPIROTETRAMAT	0.1	ppm	0.2	PASS	<0.1
CHLORMEQUAT CHLORIDE	0.1	ppm	1	PASS	<0.1	SPIROXAMINE	0.1	ppm	0.2	PASS	<0.1
BIFENAZATE	0.1	ppm	0.2	PASS	<0.1	TEBUCONAZOLE	0.1	ppm	0.4	PASS	<0.1
BIFENTHRIN	0.1	ppm	0.2	PASS	<0.1	THIACLOPRID	0.1	ppm	0.2	PASS	<0.1
CARBARYL	0.1	ppm	0.2	PASS	<0.1	THIAMETHOXAM	0.1	ppm	0.2	PASS	<0.1
COUMAPHOS	0.1	ppm	1	PASS	<0.1	TRIFLOXYSTROBIN	0.1	ppm	0.2	PASS	<0.1
CHLORPYRIFOS	0.1	ppm	0.2	PASS	<0.1	CAPTAN *	0.1	ppm	1	PASS	<0.1
DAMINOZIDE	0.1	ppm	1	PASS	<0.1	CHLORDANE *	0.1	ppm	1	PASS	<0.1
BOSCALID	0.1	ppm	0.4	PASS	<0.1	CHLORFENAPYR *	0.1	ppm	1	PASS	<0.1
CARBOFURAN	0.1	ppm	0.2	PASS	<0.1	CYFLUTHRIN *	0.1	ppm	1	PASS	<0.1
CHLORANTRANILIPROLE	0.1	ppm	0.2	PASS	<0.1	CYPERMETHRIN *	0.1	ppm	1	PASS	<0.1
CLOFENTEZINE	0.1	ppm	0.2	PASS	<0.1	METHYL PARATHION *	0.1	ppm	0.2	PASS	<0.1
DIAZINON	0.1	ppm	0.2	PASS	<0.1	MGK-264 *	0.1	ppm	0.2	PASS	<0.1
DICHLORVOS	0.1	ppm	1	PASS	<0.1	PENTACHLORONITROBENZENE *	0.1	ppm	1	PASS	<0.1
DIMETHOATE	0.1	ppm	0.2	PASS	<0.1						
DIMETHOMORPH	0.1	ppm	1	PASS	<0.1	Weight:					
ETHOPROPHOS	0.1	ppm	0.2	PASS	<0.1	1.1659g					
ETOFENPROX	0.1	ppm	0.4	PASS	<0.1	Analysis Method : SOP.T.40.104.NY, SOP.T30.104.NY and SOP.T.40.154.NY					
ETOXAZOLE	0.1	ppm	0.2	PASS	<0.1	Analyzed Date : 11/10/23 12:49:53					
FENHEXAMID	0.1	ppm	1	PASS	<0.1						
FENOXYCARB	0.1	ppm	0.2	PASS	<0.1	Weight:					
FENPYROXIMATE	0.1	ppm	0.4	PASS	<0.1	1.1659g					
FIPRONIL	0.1	ppm	0.4	PASS	<0.1	Analysis Method : SOP.T.40.154.NY					
FLONICAMID	0.1	ppm	1	PASS	<0.1	Analyzed Date : 11/10/23 12:49:39					
FLUDIOXONIL	0.1	ppm	0.4	PASS	<0.1						
HEXYTHIAZOX	0.1	ppm	1	PASS	<0.1						
IMAZALIL	0.1	ppm	0.2	PASS	<0.1						
IMIDACLOPRID	0.1	ppm	0.4	PASS	<0.1						
KRESOXIM METHYL	0.1	ppm	0.4	PASS	<0.1						
MALATHION	0.1	ppm	0.2	PASS	<0.1						
METALAXYL	0.1	ppm	0.2	PASS	<0.1						
METHIOCARB	0.1	ppm	0.2	PASS	<0.1						
METHOMYL	0.1	ppm	0.4	PASS	<0.1						
MEVINPHOS	0.1	ppm	1	PASS	<0.1						
NALED	0.1	ppm	0.5	PASS	<0.1						
OXAMYL	0.1	ppm	1	PASS	<0.1						

This Kaycha Labs Certification shall not be reproduced, unless in its entirety, without written approval from Kaycha Labs. The results relate only to the material or product analyzed. ND=Not Detected, ppm=Parts Per Million, ppb=Parts Per Billion, RSD=Relative Standard Deviation. Limit of Detection (LOD) and Limit Of Quantitation (LOQ) are terms used to describe the smallest concentration that can be detected and reliably measured by an analytical procedure, respectively. Action Levels are State determined thresholds based on 9 New York Codes, Rules and Regulations (NYCRR) Part 130 and Cannabis Law. The Measurement of Uncertainty (MU) error is available from the lab upon request. The "Decision Rule" for pass/fail does not include the MU. Any calculated totals may contain rounding errors.

Erica Troy

Lab Director

 NY Permit # OCM-CPL-2022-00006
 ISO 17025 Accreditation # 97164

 Signature
 11/15/23



1 Winners Circle
Albany, NY, 12205, US
(833) 465-8378

Kaycha Labs

Uptown Funk 1G
Uptown Funk
Matrix : Flower
Type: Enhanced Pre-roll



Certificate of Analysis

PASSED

ReliefLeaf, LLC

2612 RT 52
Hopewell Junction, NY, 12533, US
Telephone: (860) 874-2872
Email: nick@headytrees.com
License #: OCM-AUCC-000022

Sample : AL31109003-005
Harvest/Lot ID: 0075
Batch #: 0075
Sampled : 11/09/23

Sample Size Received : 20 units
Total Amount : 10020 units
Sampling Method : SOP.T.20.010.NY

Page 4 of 6

Residual Solvents **PASSED**

Solvents	LOQ	Units	Action Level	Pass/Fail	Result
DIMETHYL SULFOXIDE	750.0	ppm	5000	PASS	<750.0
1,1,1-TRICHLOROETHANE	225.0	ppm	1500	PASS	<225.0
HEXANE, TOTAL	625.0	ppm	290	PASS	<625.0
PENTANES, TOTAL	375.0	ppm	5000	PASS	<375.0
BUTANES, TOTAL	1800.0	ppm	5000	PASS	<1800.0
XYLENES, TOTAL	250.0	ppm	2170	PASS	<250.0
1,2-DICHLOROETHANE	0.5	ppm	5	PASS	<0.5
PROPANE	900.0	ppm	5000	PASS	<900.0
METHANOL	125.0	ppm	3000	PASS	146.2
ETHANOL	125.0	ppm	5000	PASS	<125.0
ETHYL ETHER	125.0	ppm	5000	PASS	<125.0
ACETONE	125.0	ppm	5000	PASS	<125.0
2-PROPANOL	125.0	ppm	5000	PASS	<125.0
ACETONITRILE	125.0	ppm	410	PASS	<125.0
DICHLOROMETHANE	125.0	ppm	600	PASS	<125.0
ETHYL ACETATE	125.0	ppm	5000	PASS	<125.0
BENZENE	0.5	ppm	2	PASS	<0.5
N-HEPTANE	125.0	ppm	5000	PASS	<125.0
TOLUENE	125.0	ppm	890	PASS	<125.0
CHLOROFORM	0.5	ppm	60	PASS	<0.5

Weight:
0.02255g

Analysis Method : SOP.T.40.044.NY
Analyzed Date : 11/14/23 12:19:14

This Kaycha Labs Certification shall not be reproduced, unless in its entirety, without written approval from Kaycha Labs. The results relate only to the material or product analyzed. ND=Not Detected, ppm=Parts Per Million, ppb=Parts Per Billion, RSD=Relative Standard Deviation. Limit of Detection (LOD) and Limit Of Quantitation (LOQ) are terms used to describe the smallest concentration that can be detected and reliably measured by an analytical procedure, respectively. Action Levels are State determined thresholds based on 9 New York Codes, Rules and Regulations (NYCRR) Part 130 and Cannabis Law. The Measurement of Uncertainty (MU) error is available from the lab upon request. The "Decision Rule" for pass/fail does not include the MU. Any calculated totals may contain rounding errors.

Erica Troy

Lab Director

NY Permit # OCM-CPL-2022-00006
ISO 17025 Accreditation # 97164

Signature
11/15/23



Certificate of Analysis

PASSED



ReliefLeaf, LLC

 2612 RT 52
 Hopewell Junction, NY, 12533, US
 Telephone: (860) 874-2872
 Email: nick@headytrees.com
 License #: OCM-AUCC-000022

 Sample : AL31109003-005
 Harvest/Lot ID: 0075
 Batch #: 0075
 Sampled : 11/09/23

 Sample Size Received : 20 units
 Total Amount : 10020 units
 Sampling Method : SOP.T.20.010.NY

Page 5 of 6

 Microbial PASSED						 Mycotoxins PASSED					
Analyte	LOQ	Units	Result	Pass / Fail	Action Level	Analyte	LOQ	Units	Result	Pass / Fail	Action Level
TOTAL AEROBIC BACTERIA	100	CFU/g	29000	TESTED		AFLATOXIN G2	0.003	ppm	<0.003	PASS	0.02
TOTAL YEAST AND MOLD	100	CFU/g	18000	TESTED		AFLATOXIN G1	0.003	ppm	<0.003	PASS	0.02
ESCHERICHIA COLI SHIGELLA SPP			Not Present	PASS		AFLATOXIN B2	0.003	ppm	<0.003	PASS	0.02
SALMONELLA SPECIES			Not Present	PASS		AFLATOXIN B1	0.003	ppm	<0.003	PASS	0.02
ASPERGILLUS TERREUS			Not Present	PASS		OCHRATOXIN A+	0.010	ppm	<0.010	PASS	0.02
ASPERGILLUS NIGER			Not Present	PASS		TOTAL AFLATOXINS (B1, B2, G1, G2)	0.003	ppm	<0.003	PASS	0.02
ASPERGILLUS FLAVUS			Not Present	PASS							
ASPERGILLUS FUMIGATUS			Not Present	PASS		Weight:					
						1.1659g					
Weight:						Analysis Method :					
1.0288g						SOP.T.30.104.NY, SOP.T.40.104.NY					
Analysis Method :						Analized Date :					
SOP.T.40.058A.NY, SOP.T.40.058B.NY, SOP.T.40.208.NY						11/10/23 12:50:13					
Analized Date :											
11/10/23 10:54:33											

 Heavy Metals PASSED					
Metal	LOQ	Units	Result	Pass / Fail	Action Level
ANTIMONY	0.1000	ug/g	<0.1000	PASS	2
ARSENIC	0.1000	ug/g	<0.1000	PASS	0.2
CADMIUM	0.1000	ug/g	<0.1000	PASS	0.3
CHROMIUM	1.0000	ug/g	<1.0000	PASS	110
COPPER	1.0000	ug/g	<1.0000	PASS	30
LEAD	0.1000	ug/g	<0.1000	PASS	0.5
MERCURY	0.0100	ug/g	<0.0100	PASS	0.1
NICKEL	0.1000	ug/g	<0.1000	PASS	5
Weight:					
0.442g					
Analysis Method :					
SOP.T.30.084.NY, SOP.T.40.084.NY					
Analized Date :					
11/10/23 16:19:54					



Certificate of Analysis

PASSED

ReliefLeaf, LLC

2612 RT 52
Hopewell Junction, NY, 12533, US
Telephone: (860) 874-2872
Email: nick@headytrees.com
License #: OCM-AUCC-000022

Sample : AL31109003-005
Harvest/Lot ID: 0075
Batch #: 0075
Sampled : 11/09/23

Sample Size Received : 20 units
Total Amount : 10020 units
Sampling Method : SOP.T.20.010.NY

Page 6 of 6



Filth/Foreign Material **PASSED**



Moisture **PASSED**

Analyte	LOQ	Units	Result	P/F	Action Level
Stems (>3mm)		%	ND	PASS	5
Foreign Matter		%	ND	PASS	2
Mammalian excreta		mg	ND	PASS	1

Weight:
16.4425g

Analysis Method : SOP.T.40.090
Analyzed Date : N/A

Analyte	LOQ	Units	Result	P/F	Action Level
Moisture Content	5.0	%	9.2	PASS	15

Weight:
0.541g

Analysis Method : SOP.T.40.021
Analyzed Date : N/A



Water Activity **PASSED**

Analyte	LOQ	Units	Result	P/F	Action Level
Water Activity	0.10	aw	0.33	PASS	0.65

Weight:
0.3556g

Analysis Method : SOP.T.40.019
Analyzed Date : N/A