



Certificate of Analysis

Sample:KN1129006-002

Harvest/Lot ID: N/A

Batch#: Ultra Woman

Seed to Sale# N/A

Batch Date: N/A

Sample Size Received: 4 gram

Total Weight/Volume: N/A

Retail Product Size: 1 gram

Ordered : 11/24/21

sampled : 11/24/21

Completed: 12/03/21 Expires: 12/03/22

Sampling Method: SOP Client Method

TESTED

Page 1 of 1

Dec 03, 2021 | Trilogene Seeds

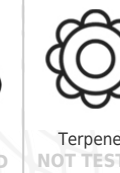


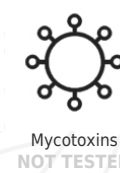
959 Wolf Creek Dr
Longmont, CO, 80504, US



PRODUCT IMAGE



SAFETY RESULTS



MISC.

CANNABINOID RESULTS



Total THC
0.444%



Total CBD
12.375%



Total Cannabinoids
14.747%

| | CBDV | CBDa | CBGA | CBG | CBD | THCV | CBN | EXO-THC | D9-THC | D8-THC | D10-THC | CBC | THCA | D8-THCO | D9-THCO |
|------|-------|--------|-------|-------|-------|-------|-------|---------|--------|--------|---------|-------|-------|---------|---------|
| % | ND | 11.856 | 0.212 | 0.055 | 1.978 | ND | ND | ND | 0.188 | ND | ND | 0.165 | 0.293 | ND | ND |
| mg/g | ND | 118.56 | 2.12 | 0.55 | 19.78 | ND | ND | ND | 1.88 | ND | ND | 1.65 | 2.93 | ND | ND |
| LOD | 0.001 | 0.001 | 0.001 | 0.001 | 0.001 | 0.001 | 0.001 | 0.002 | 0.001 | 0.001 | 0.001 | 0.001 | 0.001 | 0.002 | 0.002 |
| % | % | % | % | % | % | % | % | % | % | % | % | % | % | % | % |

Cannabinoid Profile Test

| | | | |
|---|-------------------|--|------------------------------------|
| Analyzed by 113 | Weight 0.2051g | Extraction date : 12/01/21 03:12:11 | Extracted By : 143 |
| Analysis Method -Expanded Measurement of Uncertainty: Flower Matrix d9-THC:12.7%, THCa: 9.5%, TOTAL THC 11.1%. These uncertainties represent an expanded uncertainty expressed at approximately the 95% confidence level using a coverage factor k=2 for a normal distribution. | | | |
| Analytical Batch -KN001633POT Instrument Used : HPLC E-SH-008 | | Running On : | Reviewed On - 12/03/21 11:48:15 |
| | | | Batch Date : 12/01/21 12:57:57 |

| | | |
|--|----------------|-------------------------------------|
| Reagent 111921.R04 112520.04 | Dilution 40 | Consums. ID 0030220 IP250.179 |
| Full spectrum cannabinoid analysis utilizing High Performance Liquid Chromatography with UV detection (HPLC-UV). (Method: SOP.T.30.050 for sample prep and Shimadzu High Sensitivity Method SOP.T.40.020 for analysis). *Based on FL action limits. | | |

This report shall not be reproduced, unless in its entirety, without written approval from Kaycha Labs. This report is an Kaycha Labs certification. The results relate only to the material or product analyzed. Test results are confidential unless explicitly waived otherwise. Void after 1 year from test end date. Cannabinoid content of batch material may vary depending on sampling error. IC=In-control QC parameter, NC=Non-controlled QC parameter, ND=Not Detected, NA=Not Analyzed, ppm=Parts Per Million, ppb=Parts Per Billion. Limit of Detection (LoD) and Limit Of Quantitation (LoQ) are terms used to describe the smallest concentration that can be reliably measured by an analytical procedure. RPD=Reproducibility of two measurements. Action Levels are State determined thresholds for human safety for consumption and/or inhalation. The result >99% are variable based on uncertainty of measurement (UM) for the analyte. The UM error is available from the lab upon request. The "Decision Rule" for the pass/fail does not include the UM. The limits are based on F.S. Rule 64-4.310.

Sue Ferguson
Lab Director
State License # n/a
ISO Accreditation #
17025:2017

Sue Ferguson
Signature

12/03/21
Signed On