


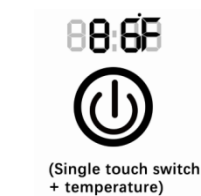
Technical

Input Voltage	110V-240V
Shape	Rectangle
Color Temperature	6000K
IP Rating	IP44
CRI	≥80 Ra
Touch Sensor On/Off	Yes
Demister	No
Digital Clock	Yes
Temperature	Yes

Operation and use instruction:




Light control: Turn on/off the light with once shortly touch on the switch



Temperature display: 15 seconds for time display and 5 seconds for temperature display, and the system switches automatically.

How to set the time?

Find the black box and its button like the graphic shows.



1. **【Hour Set】**: Keep pressing on the switch button for three seconds, goes to **【Hour Set】** mode while digit is flashing, once shortly press would set an hour forward
2. **【Minute Set】** : Keep pressing on the switch button for three seconds after **【hour set】** mode, goes to **【Minute Set】** mode while another digit is flashing, once shortly touch would set a minute forward
3. Keep pressing on the switch button for three seconds after **【Minute Set】** mode, goes to normal condition