



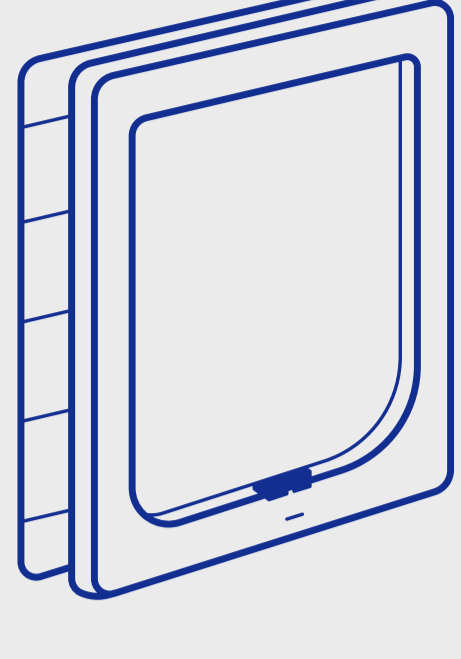
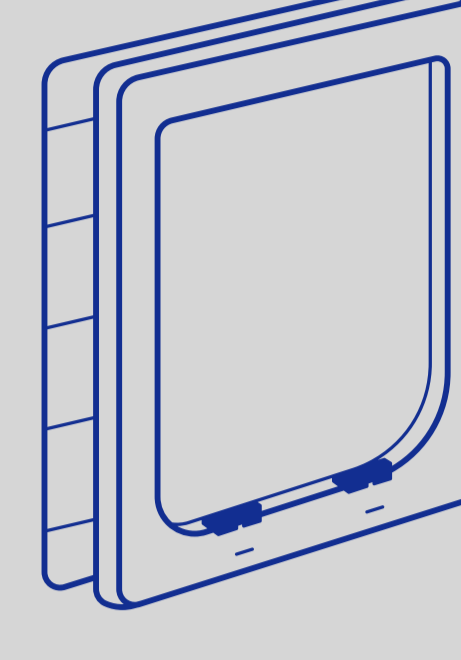
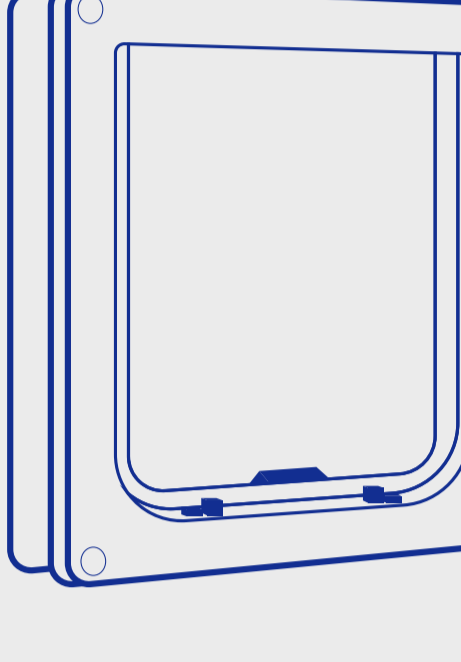
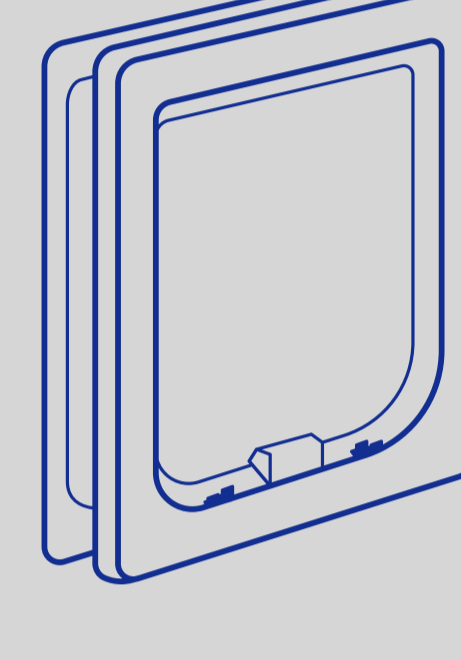
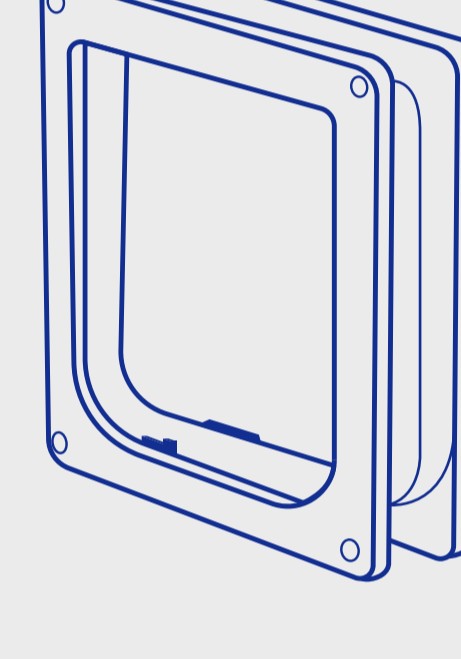
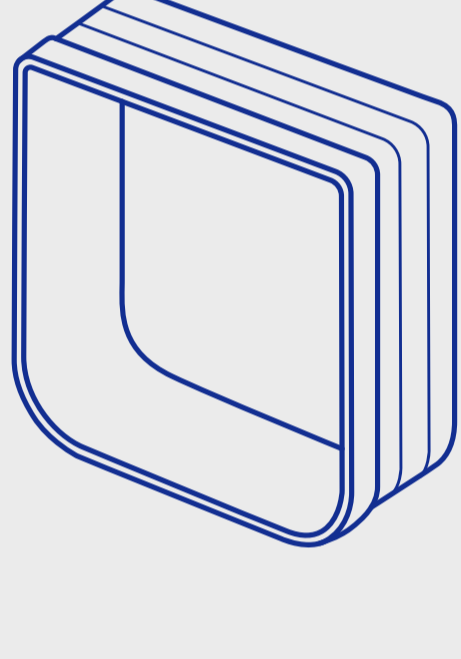
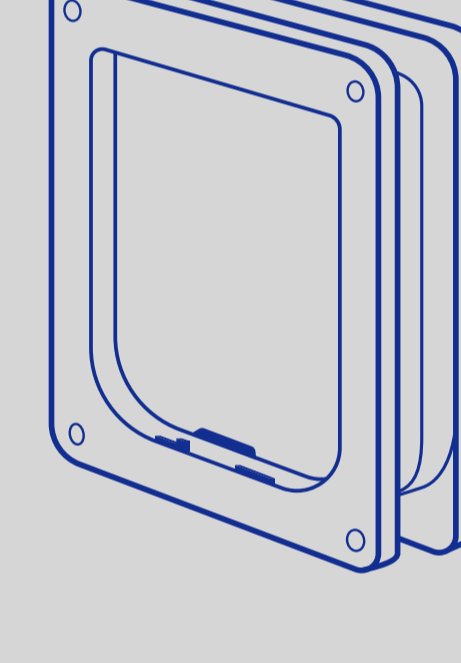
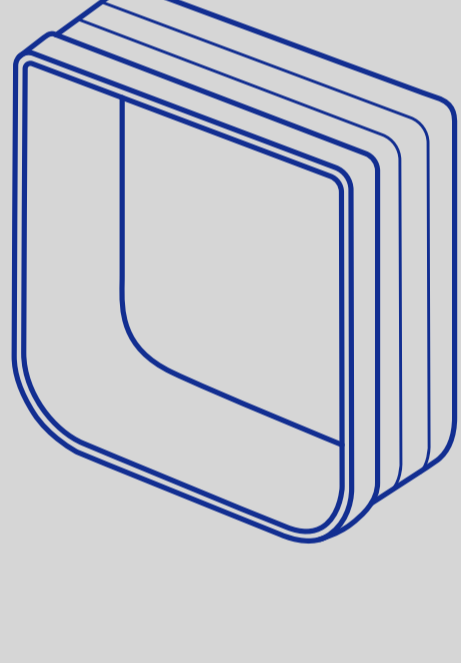
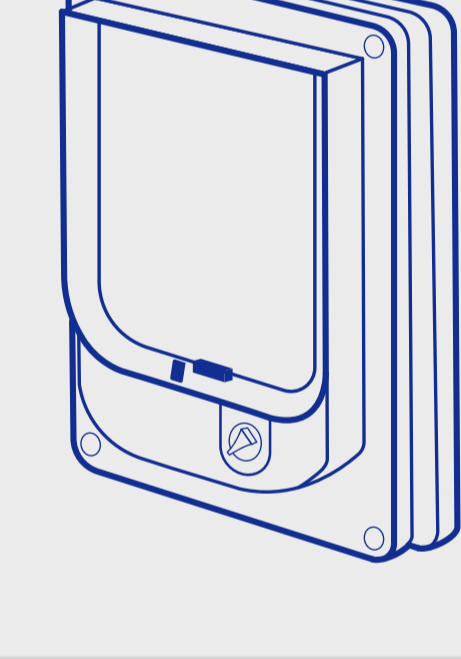
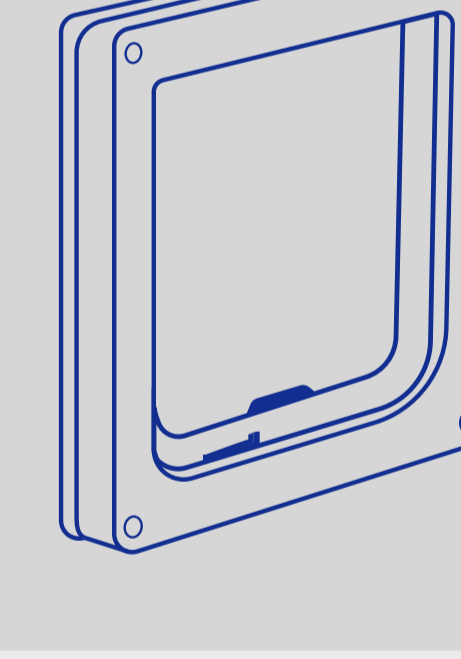

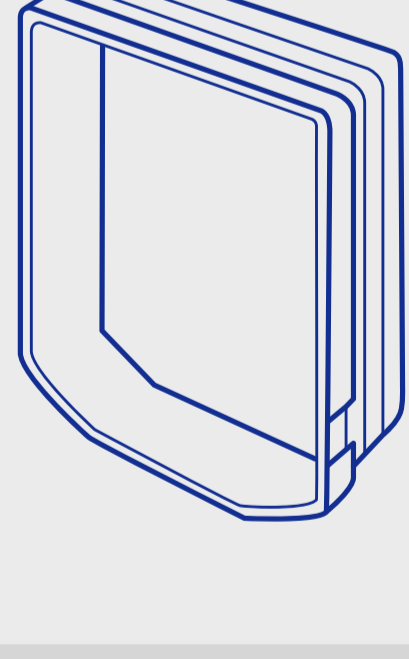

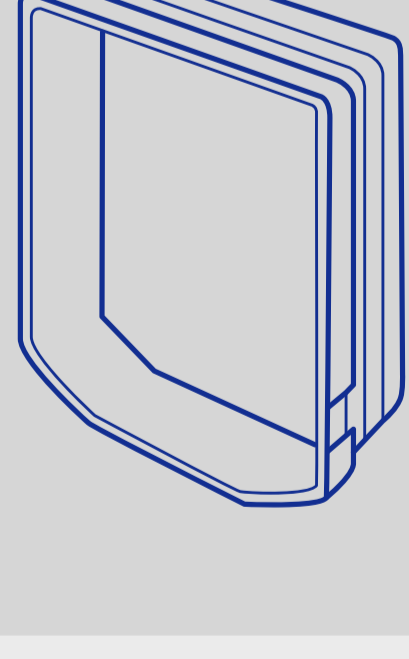

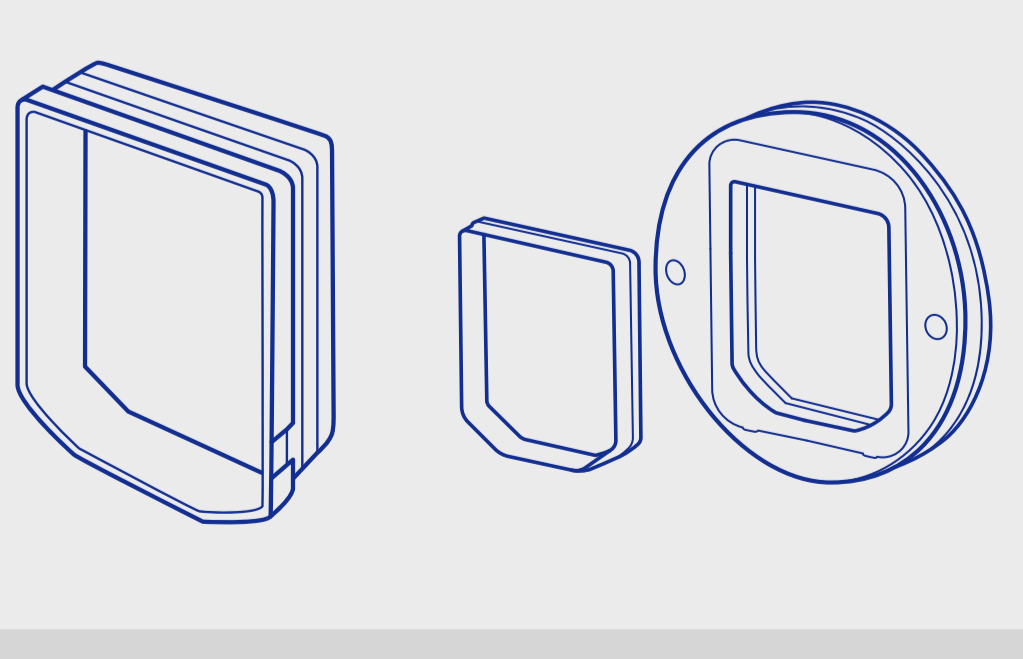
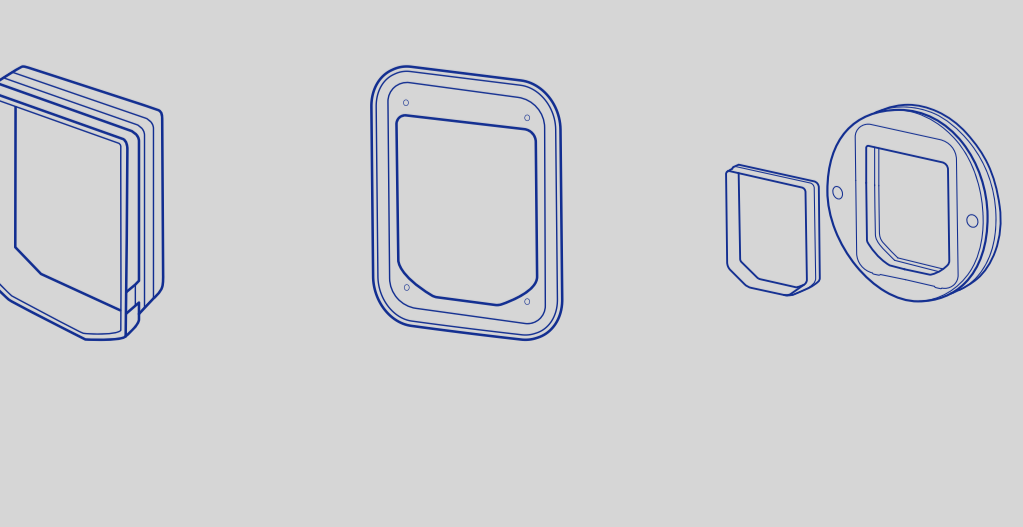


| | What pet do you have? | | | | | What material does your pet door need to go through? | | | | | Do you need anything to help you install your pet door? |
|---|---|-------|---|--------|-------|--|-------|------|------|--------|---|
| |  | |  | | |  | | | | |  |
| | Average | Large | Small | Medium | Large | Screen | Glass | UPVC | Wall | Wooden | Accessories |
| Medium Dog Door  | ✓ | ✓ | ✓ | ✓ | ✗ | ✗ | ✗ | ✓ | ✓ | ✓ | N/A |
| Large Dog Door  | ✓ | ✓ | ✓ | ✓ | ✓ | ✗ | ✗ | ✓ | ✓ | ✓ | N/A |
| Small Dog Door  | ✓ | ✓ | ✓ | ✗ | ✗ | ✗ | ✗ | ✓ | ✓ | ✓ | Large Pet Flap Wall Liner (CP 400W) |
| Large Cat Flap  | ✓ | ✓ | ✓ | ✗ | ✗ | ✗ | ✗ | ✓ | ✓ | ✓ | Large Pet Flap Wall Liner (CP 400W) |
| Lockable Cat Flap (50mm Liner)  | ✓ | ✗ | ✗ | ✗ | ✗ | ✗ | ✗ | ✓ | ✓ | ✓ | Wall Liner (303W)  |
| 4-Way-Locking Cat Flap (50mm Liner)  | ✓ | ✗ | ✗ | ✗ | ✗ | ✗ | ✗ | ✓ | ✓ | ✓ | Wall Liner (303W)  |
| Electromagnetic Cat Flap  | ✓ | ✗ | ✗ | ✗ | ✗ | ✗ | ✗ | ✓ | ✓ | ✓ | N/A |
| Lockable Cat Flap  | ✓ | ✗ | ✗ | ✗ | ✗ | ✓ | ✗ | ✓ | ✗ | ✓ | N/A |
| Elite I.D. Disc Cat Flap with Timer Control  | ✓ | ✗ | ✗ | ✗ | ✗ | ✗ | ✓ | ✓ | ✓ | ✓ | Elite Wall Liner (308W)  |
| Elite Microchip Cat Flap with Timer Control  | ✓ | ✗ | ✗ | ✗ | ✗ | ✗ | ✓ | ✓ | ✓ | ✓ | Elite Wall Liner (308W)  |
| Rotary 4-Way-Locking Cat Flap  | ✓ | ✗ | ✗ | ✗ | ✗ | ✗ | ✓* | ✓ | ✓ | ✓ | Elite Wall Liner (308W)*** Cat Flap Adapter Kit for Walls and Glass Panels (361W)*  |
| | ✓ | ✗ | ✗ | ✗ | ✗ | ✗ | ✓* | ✓** | ✓*** | ✓ | Elite Wall Liner (308W)*** Cat Flap Adapter Kit for UPVC/Metal Doors (387)** Cat Flap Adapter Kit for Walls and Glass Panels (361W)*  |

*Required for installation into glass (single/double glazing) and walls.

**Required for installation into UPVC/metal doors with a panel thickness over 35mm (1 3/8") to improve the sensing range of your cat's implanted microchip.

***Advised for wall installations to cover cut-out. One or more liners will be required for tunnel through wall.