

HALLIS HUDSON

arc







## PRECISE DESIGN MADE IN BRITAIN

Dedicated to bringing you stylish designs made to the highest of standards, we have worked with skilled artisans here on home soil, to design a collection which thanks to its simplicity, is both elegant and enduring.

Made in Britain using the finest materials, skilled craftsmen breathe life into the Arc Collection; high grade, mild steel metalwork is transformed into exquisitely finished pieces, with an inner strength thanks to its heavy gauge for unrivalled quality. Products are carefully prepared by hand and finished in an attractive palette of satin and metallic powder coated finishes, for superior resilience and durability without compromising on style.

A truly bespoke collection, Arc may be purchased as complete sets or individual components for greater flexibility, with the option to have your pole cut to your exact requirements for an easy, tailor made solution via our Cut Down Service. In addition, our made to measure bay pole service, guarantees a premium custom-made product for the perfect fit.







## IT'S ALL IN THE DETAIL

Transform interior spaces with the simple lines and distinctive silhouettes of Arc. Available in a choice of four modern finial designs and ten contemporary colours, Arc poles complement relaxed or refined drapes, whilst remaining minimal and discreet.

A true classic, the Ball finial is the definition of refined simplicity, with timeless appeal. The streamline Disc finial is the perfect choice to give your interior a clean, modern finish. Our Hammered Disc evokes vintage forged ironwork in a contemporary shape, with its artisanal finish and character. A simple elegantly understated style, the Stud is the perfect space-saving choice for tighter spaces.

Available as a refined 25mm pole, the Arc collection showcases the beauty and durability of powder coating finishes and allows the colour to shine through. A choice of satin tones or subtle metallic hues enhance the decorative appeal of this collection.









## SOFT SILVER


A subtle shimmer gives Soft Silver its light appearance and an element of luxury, the perfect shade for any modern home, requiring a touch of opulence.




Ball



Disc







Hammered  
Disc



Stud

## SOFT BRASS

A lustrous shade, which will create impact whilst adding depth and dimension to the window. Pair with paler neutrals for understated glamour or with darker hues for intrigue and drama.






## CHINA WHITE


A soft versatile white, for fresh, laid back interiors. Blend into your wall colour for a clean look, or contrast with stronger tones, for a more graphic style.




**Ball**



**Disc**







**Hammered  
Disc**



**Stud**


## LINEN

A hushed and calm colour, our Linen shade is perfect when a warmer tone is required.




## WARM GREY


A timeless grey, versatile and understated. Warm Grey works brilliantly in any setting.




Ball



Disc






Hammered  
Disc



Stud

## LEAD


This contemporary grey is the perfect neutral shade and the ideal complement to modern window and door frames.






## GUNMETAL


A moody hue with a modern feel, Gunmetal Grey is perfect for adding depth and dimension to any scheme.




Ball



Disc



Hammered  
Disc



Stud


## SOFT BLACK

Sleek satin black acts as the perfect complement to neutral colour palettes or looks chic in a more luxurious setting.




# MOCHA


Deep, warm, and inviting, the Mocha shade looks good in a contemporary setting, adding richness and depth.




Ball



Disc







Hammered  
Disc



Stud

# BRONZE

A sophisticated look for timeless interiors, the subtle sheen of Bronze takes on a luxurious feel, for added lustre and glamour.


















# COMPLETE POLE SETS

25mm  
diameter



		Ball	Disc	Hammered Disc	Stud
					
	China White	AR25CWHR01/SIZE	AR25CWHR02/SIZE	AR25CWHR04/SIZE	AR25CWHR03/SIZE
	Linen	AR25LINR01/SIZE	AR25LINR02/SIZE	AR25LINR04/SIZE	AR25LINR03/SIZE
	Warm Grey	AR25WGRR01/SIZE	AR25WGRR02/SIZE	AR25WGRR04/SIZE	AR25WGRR03/SIZE
	Lead	AR25LEDR01/SIZE	AR25LEDR02/SIZE	AR25LEDR04/SIZE	AR25LEDR03/SIZE
	Gunmetal	AR25GNMR01/SIZE	AR25GNMR02/SIZE	AR25GNMR04/SIZE	AR25GNMR03/SIZE
	Soft Black	AR25SBLR01/SIZE	AR25SBLR02/SIZE	AR25SBLR04/SIZE	AR25SBLR03/SIZE
	Mocha	AR25MOCR01/SIZE	AR25MOCR02/SIZE	AR25MOCR04/SIZE	AR25MOCR03/SIZE
	Bronze	AR25BRZR01/SIZE	AR25BRZR02/SIZE	AR25BRZR04/SIZE	AR25BRZR03/SIZE
	Soft Silver	AR25SSLR01/SIZE	AR25SSLR02/SIZE	AR25SSLR04/SIZE	AR25SSLR03/SIZE
	Soft Brass	AR25SBRR01/SIZE	AR25SBRR02/SIZE	AR25SBRR04/SIZE	AR25SBRR03/SIZE

Complete Pole Sets available in lengths **150cm | 200cm | 250cm | 300cm | 400cm | 500cm | 600cm**

Poles Sets 300cm and above are supplied in two pieces with a joiner.

All Pole Sets can be personalised to your exact pole length via our Cut Down Service.

Poles of 250cm, 300cm and 400cm are supplied with three brackets..

Poles of 500cm and 600cm are supplied with five brackets.


10 Rings are supplied per metre. All poles supplied with an even number of rings.

Note poles of 500cm and 600cm are supplied with passing rings, due to bracket configuration.





EYELET POLE SETS



		Ball	Disc	Hammered Disc	Stud
	China White	AR25CWHE01/SIZE	AR25CWHE02/SIZE	AR25CWHE04/SIZE	AR25CWHE03/SIZE
	Linen	AR25LINE01/SIZE	AR25LINE02/SIZE	AR25LINE04/SIZE	AR25LINE03/SIZE
	Warm Grey	AR25WGRES01/SIZE	AR25WGRES02/SIZE	AR25WGRES04/SIZE	AR25WGRES03/SIZE
	Lead	AR25LEDES01/SIZE	AR25LEDES02/SIZE	AR25LEDES04/SIZE	AR25LEDES03/SIZE
	Gunmetal	AR25GNMES01/SIZE	AR25GNMES02/SIZE	AR25GNMES04/SIZE	AR25GNMES03/SIZE
	Soft Black	AR25SBLES01/SIZE	AR25SBLES02/SIZE	AR25SBLES04/SIZE	AR25SBLES03/SIZE
	Mocha	AR25MOCES01/SIZE	AR25MOCES02/SIZE	AR25MOCES04/SIZE	AR25MOCES03/SIZE
	Bronze	AR25BRZES01/SIZE	AR25BRZES02/SIZE	AR25BRZES04/SIZE	AR25BRZES03/SIZE
	Soft Silver	AR25SSLES01/SIZE	AR25SSLES02/SIZE	AR25SSLES04/SIZE	AR25SSLES03/SIZE
	Soft Brass	AR25SBRES01/SIZE	AR25SBRES02/SIZE	AR25SBRES04/SIZE	AR25SBRES03/SIZE

Eyelet Pole Sets available in lengths **150cm | 200cm | 250cm | 300cm | 400cm**

Poles sets 300cm and above are supplied in two pieces with a joiner.  
All Eyelet Pole Sets can be personalised to your exact pole length via our Cut Down Service.  
Poles of 250cm and above are supplied with three brackets.





## A PERFECT FIT

Bay windows are a stunning feature in a room but can present a challenge. Our Arc Bay Poles offer an elegant, made to measure solution to suit a variety of bay window configurations, and are available in lengths of up to 5m for angled bay poles or curved poles.

Your curtain pole will be professionally bent to your exact specification, then powder coated to ensure a superior, untarnished finish. Select up to four Internal bends or one curve and up to two reverse bends per pole, for a perfect fit.

To order your Arc Bay Pole use item no. **ARC/MTM**.

All bracket styles are suitable for use with bay poles, but for ease of fitting all our Arc Bay Poles are supplied with adjustable brackets as standard, which allow for an extension from a 80mm to a 100mm projection. Adjustable passing brackets are also be supplied to support the bends. Due to the quality and thickness of the high-grade steel pole, one passing bracket per side is usually sufficient, although you may wish to request additional passing brackets or adjustable passing brackets for heavier applications. Where return bends are requested, an additional adjustable passing bracket is supplied per reverse bend.

Bay poles are supplied with passing rings to allow drapes to move freely along the pole. The rings are supplied at 10 per metre as standard, but the option to request 12, 14 or 16 rings per metre is available.



## CURVE APPEAL

Our carefully engineered bay poles follow the curves of your window, to create a refined, custom made solution for most bay pole configurations. The simple diagrams below illustrate the various shapes you can achieve to help you find the perfect solution, for your needs.

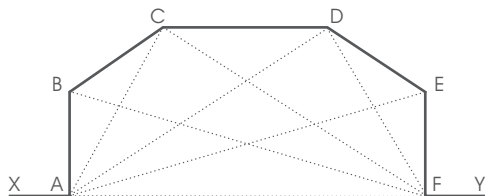
**Single Internal Bend with or without return**



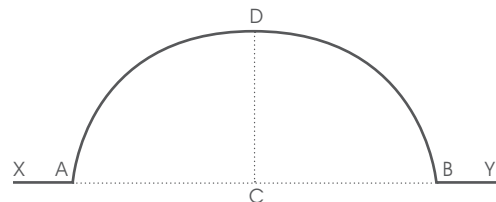
**Two internal bends - Square or splayed, with or without returns**



**Four Internal Bends, with or without returns**



**Gradual Curve, with or without returns**



Diagrams are for representation purposes and intended as a guide to the options available only.



Internal and Reverse Bends (shown with Passing and End Brackets)



Adjustable Centre Bracket



Passing Rings



Adjustable Passing Bracket







# INDIVIDUAL COMPONENTS & ACCESSORIES

For greater flexibility, the Arc Collection is available as individual components. Tailor the options to suit you and request poles cut to your exact lengths via our Cut Down Service, for a personalised solution.

POLE ONLY		150cm	200cm	250cm	300cm
	China White	<b>AR25CWH/150</b>	<b>AR25CWH/200</b>	<b>AR25CWH/250</b>	<b>AR25CWH/300</b>
	Linen	<b>AR25LIN/150</b>	<b>AR25LIN/200</b>	<b>AR25LIN/250</b>	<b>AR25LIN/300</b>
	Warm Grey	<b>AR25WGR/150</b>	<b>AR25WGR/200</b>	<b>AR25WGR/250</b>	<b>AR25WGR/300</b>
	Lead	<b>AR25LED/150</b>	<b>AR25LED/200</b>	<b>AR25LED/250</b>	<b>AR25LED/300</b>
	Gunmetal	<b>AR25GNM/150</b>	<b>AR25GNM/200</b>	<b>AR25GNM/250</b>	<b>AR25GNM/300</b>
	Soft Black	<b>AR25SBL/150</b>	<b>AR25SBL/200</b>	<b>AR25SBL/250</b>	<b>AR25SBL/300</b>
	Mocha	<b>AR25MOC/150</b>	<b>AR25MOC/200</b>	<b>AR25MOC/250</b>	<b>AR25MOC/300</b>
	Bronze	<b>AR25BRZ/150</b>	<b>AR25BRZ/200</b>	<b>AR25BRZ/250</b>	<b>AR25BRZ/300</b>
	Soft Silver	<b>AR25SSL/150</b>	<b>AR25SSL/200</b>	<b>AR25SSL/250</b>	<b>AR25SSL/300</b>
	Soft Brass	<b>AR25SBR/150</b>	<b>AR25SBR/200</b>	<b>AR25SBR/250</b>	<b>AR25SBR/300</b>

Please note 300cm sets are supplied with the pole in two pieces and a joiner, however when sold separately as the pole only component, the pole comes in one piece.

Whilst the individual pole components do come in set lengths, you may request your exact measurements via our Cut Down Service.



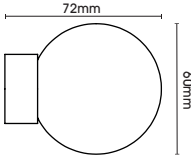
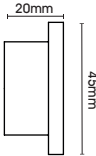
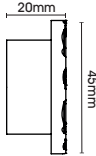
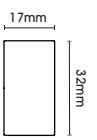
















# INDIVIDUAL COMPONENTS & ACCESSORIES

## FINIALS

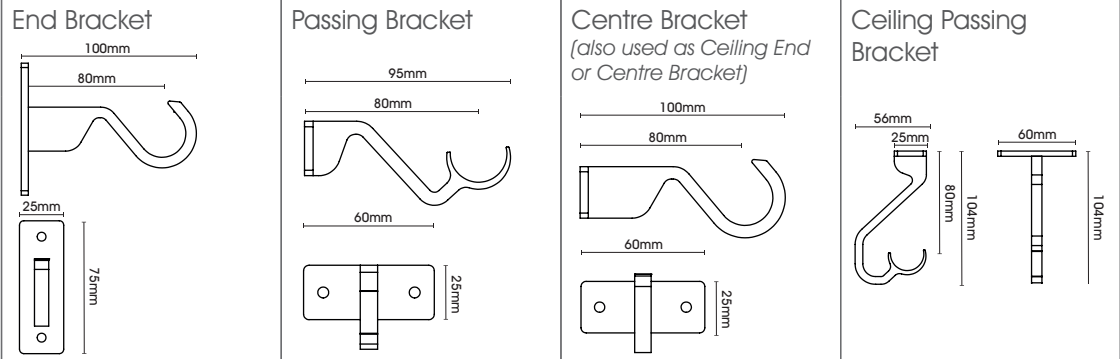
		Ball	Disc	Hammered Disc	Stud
					
	China White	<b>AR25CWH01</b>	<b>AR25CWH02</b>	<b>AR25CWH04</b>	<b>AR25CWH03</b>
	Linen	<b>AR25LIN01</b>	<b>AR25LIN02</b>	<b>AR25LIN04</b>	<b>AR25LIN03</b>
	Warm Grey	<b>AR25WGR01</b>	<b>AR25WGR02</b>	<b>AR25WGR04</b>	<b>AR25WGR03</b>
	Lead	<b>AR25LED01</b>	<b>AR25LED02</b>	<b>AR25LED04</b>	<b>AR25LED03</b>
	Gunmetal	<b>AR25GNM01</b>	<b>AR25GNM02</b>	<b>AR25GNM04</b>	<b>AR25GNM03</b>
	Soft Black	<b>AR25SBL01</b>	<b>AR25SBL02</b>	<b>AR25SBL04</b>	<b>AR25SBL03</b>
	Mocha	<b>AR25MOC01</b>	<b>AR25MOC02</b>	<b>AR25MOC04</b>	<b>AR25MOC03</b>
	Bronze	<b>AR25BRZ01</b>	<b>AR25BRZ02</b>	<b>AR25BRZ04</b>	<b>AR25BRZ03</b>
	Soft Silver	<b>AR25SSL01</b>	<b>AR25SSL02</b>	<b>AR25SSL04</b>	<b>AR25SSL03</b>
	Soft Brass	<b>AR25SBR01</b>	<b>AR25SBR02</b>	<b>AR25SBR04</b>	<b>AR25SBR03</b>

All finials sold as singles.

# INDIVIDUAL COMPONENTS & ACCESSORIES

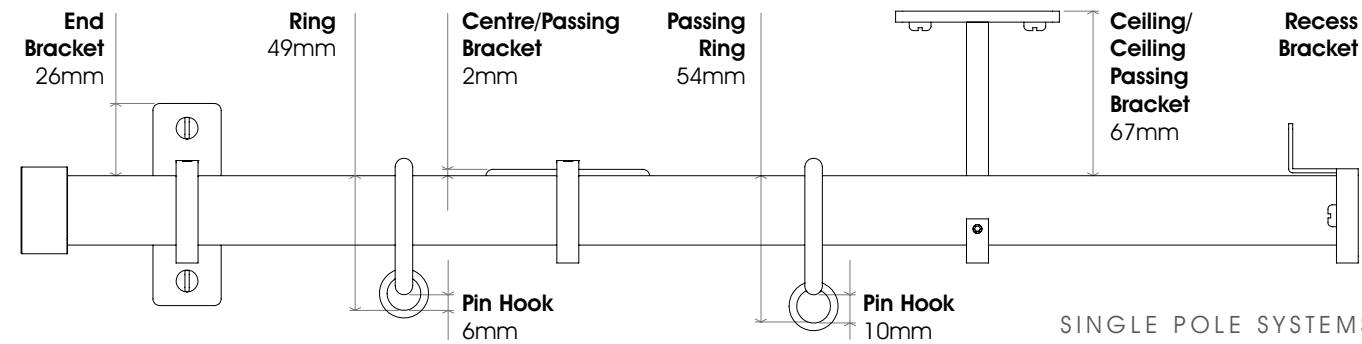
## BRACKETS

Please note  
curtain eyelets  
cannot be used  
with passing  
brackets.



	China White	<b>AR25CWHAC10</b>	<b>AR25CWHAC35</b>	<b>AR25CWHAC14</b>	<b>AR25CWHAC36</b>
	Linen	<b>AR25LINAC10</b>	<b>AR25LINAC35</b>	<b>AR25LINAC14</b>	<b>AR25LINAC36</b>
	Warm Grey	<b>AR25WGRAC10</b>	<b>AR25WGRAC35</b>	<b>AR25WGRAC14</b>	<b>AR25WGRAC36</b>
	Lead	<b>AR25LEDAC10</b>	<b>AR25LEDAC35</b>	<b>AR25LEDAC14</b>	<b>AR25LEDAC36</b>
	Gunmetal	<b>AR25GNMAC10</b>	<b>AR25GNMAC35</b>	<b>AR25GNMAC14</b>	<b>AR25GNMAC36</b>
	Soft Black	<b>AR25SLAC10</b>	<b>AR25SLAC35</b>	<b>AR25SLAC14</b>	<b>AR25SLAC36</b>
	Mocha	<b>AR25MOCAC10</b>	<b>AR25MOCAC35</b>	<b>AR25MOCAC14</b>	<b>AR25MOCAC36</b>
	Bronze	<b>AR25BRZAC10</b>	<b>AR25BRZAC35</b>	<b>AR25BRZAC14</b>	<b>AR25BRZAC36</b>
	Soft Silver	<b>AR25SSLAC10</b>	<b>AR25SSLAC35</b>	<b>AR25SSLAC14</b>	<b>AR25SSLAC36</b>
	Soft Brass	<b>AR25SBRAC10</b>	<b>AR25SBRAC35</b>	<b>AR25SBRAC14</b>	<b>AR25SBRAC36</b>

All brackets sold as singles. All complete pole sets and eyelet pole sets are supplied with standard brackets.



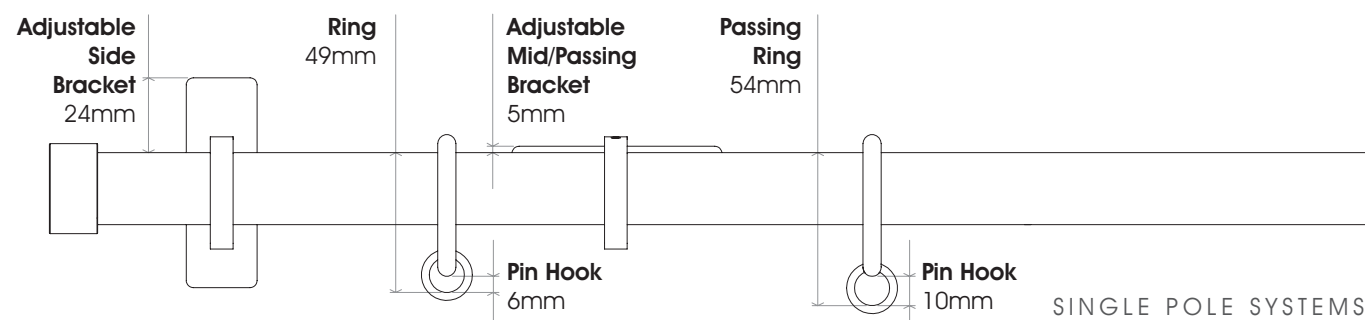
SINGLE POLE SYSTEMS



The single pole system diagrams below shows the relationship between the pole and the different brackets and rings, to help make calculating curtain drops easier. Please note the diagrams are for illustrative purposes only and not a normal configuration.

BRACKETS		Adjustable End Bracket	Adjustable Centre Bracket	Adjustable Passing Bracket	Recess Bracket
Please note curtain eyelets cannot be used with passing brackets.					
	China White	AR25CWHAC52	AR25CWHAC50	AR25CWHAC54	AR25CWHAC17
	Linen	AR25LINAC52	AR25LINAC50	AR25LINAC54	AR25LINAC17
	Warm Grey	AR25WGRAC52	AR25WGRAC50	AR25WGRAC54	AR25WGRAC17
	Lead	AR25LEDAC52	AR25LEDAC50	AR25LEDAC54	AR25LEDAC17
	Gunmetal	AR25GNMAC52	AR25GNMAC50	AR25GNMAC54	AR25GNMAC17
	Soft Black	AR25SBLAC52	AR25SBLAC50	AR25SBLAC54	AR25SBLAC17
	Mocha	AR25MOCAC52	AR25MOCAC50	AR25MOCAC54	AR25MOCAC17
	Bronze	AR25BRZAC52	AR25BRZAC50	AR25BRZAC54	AR25BRZAC17
	Soft Silver	AR25SSLAC52	AR25SSLAC50	AR25SSLAC54	AR25SSLAC17
	Soft Brass	AR25SBRAC52	AR25SBRAC50	AR25SBRAC54	AR25SBRAC17

All brackets sold as singles. Adjustable brackets are supplied as standard with bay pole sets. If an adjustable bracket is required with a complete pole set or eyelet pole set, please order it as a component.







The double pole system diagrams below shows the relationship between the pole, the different brackets and rings, to help make calculating curtain drops easier. Please note the diagrams are for illustrative purposes only and not a normal configuration.

BRACKETS

Please note curtain eyelets cannot be used with passing brackets.

Double End Bracket

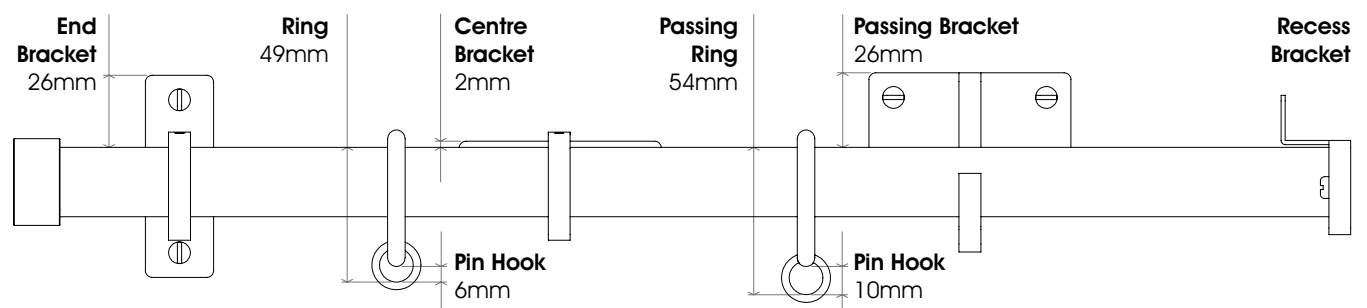
Double Centre Bracket

Double Passing Bracket

Recess Bracket

	China White	AR25CWHAC16	AR25CWHAC37	AR25CWHAC38	AR25CWHAC17
	Linen	AR25LINAC16	AR25LINAC37	AR25LINAC38	AR25LINAC17
	Warm Grey	AR25WGRAC16	AR25WGRAC37	AR25WGRAC38	AR25WGRAC17
	Lead	AR25LEDAC16	AR25LEDAC37	AR25LEDAC38	AR25LEDAC17
	Gunmetal	AR25GNMAC16	AR25GNMAC37	AR25GNMAC38	AR25GNMAC17
	Soft Black	AR25SLAC16	AR25SLAC37	AR25SLAC38	AR25SLAC17
	Mocha	AR25MOCAC16	AR25MOCAC37	AR25MOCAC38	AR25MOCAC17
	Bronze	AR25BRZAC16	AR25BRZAC37	AR25BRZAC38	AR25BRZAC17
	Soft Silver	AR25SSLAC16	AR25SSLAC37	AR25SSLAC38	AR25SSLAC17
	Soft Brass	AR25SBRAC16	AR25SBRAC37	AR25SBRAC38	AR25SBRAC17

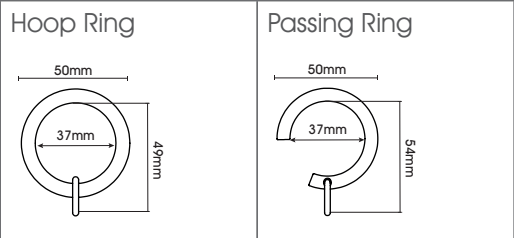
All brackets sold as singles.















INDIVIDUAL COMPONENTS & ACCESSORIES

CURTAIN  
RINGS




	China White	<b>AR25CWHAC22</b>	<b>AR25CWHAC24</b>
	Linen	<b>AR25LINAC22</b>	<b>AR25LINAC24</b>
	Warm Grey	<b>AR25WGRAC22</b>	<b>AR25WGRAC24</b>
	Lead	<b>AR25LEDAC22</b>	<b>AR25LEDAC24</b>
	Gunmetal	<b>AR25GNMAC22</b>	<b>AR25GNMAC24</b>
	Soft Black	<b>AR25SBLAC22</b>	<b>AR25SBLAC24</b>
	Mocha	<b>AR25MOCAC22</b>	<b>AR25MOCAC24</b>
	Bronze	<b>AR25BRZAC22</b>	<b>AR25BRZAC24</b>
	Soft Silver	<b>AR25SSLAC22</b>	<b>AR25SSLAC24</b>
	Soft Brass	<b>AR25SBRAC22</b>	<b>AR25SBRAC24</b>

Sold as packs of 4 rings.

JOINER

One Option	<b>AR25AC30</b>
------------	-----------------

Sold as singles.



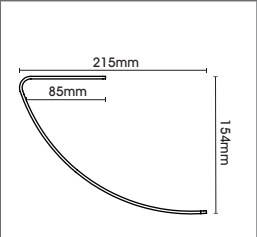






# INDIVIDUAL COMPONENTS & ACCESSORIES

## HOLD BACK



	China White	<b>AR25CWHAC32</b>
	Linen	<b>AR25LINAC32</b>
	Warm Grey	<b>AR25WGRAC32</b>
	Lead	<b>AR25LEDAC32</b>
	Gunmetal	<b>AR25GNMAC32</b>
	Soft Black	<b>AR25SBLAC32</b>
	Mocha	<b>AR25MOCAC32</b>
	Bronze	<b>AR25BRZAC32</b>
	Soft Silver	<b>AR25SSLAC32</b>
	Soft Brass	<b>AR25SBRAC32</b>

Sold as singles.





Item No. BROCH/ARC



**HALLIS HUDSON**  
*Committed to excellence*

Hallis Hudson Group Ltd, Unit C34, Red Scar Business Park,  
Longridge Road, Preston, Lancashire, PR2 5NN

Sales Tel: 01772 202 202

Email: [sales@hallishudson.com](mailto:sales@hallishudson.com) | Shop: [www.halliswebshop.com](http://www.halliswebshop.com)

**[www.hallishudson.com](http://www.hallishudson.com)**

