



Temperature-Controlled, Self-Heating Mug

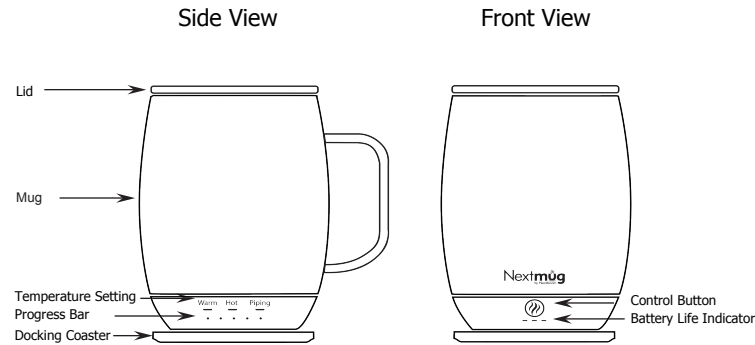
# Nextmug<sup>™</sup>

by Nextboom

## Table of Contents

Topic	Page
Get To Know Your Mug	3
Turning Mug On	4
Adjusting Temperature	4
Tracking Temperature	5
Battery Life Indicator	6
Docking Coaster & Charging Your Mug	6
Auto-Off Sensor	6
Spill-Resistant Lid	7
Product Safeguards	7
Estimated Use Time at Various Settings	8
Warranty	9
Contact Us	10

### Get To Know Your Mug



#### What's Included:

- Nextmug
- Spill-Resistant Lid
- Docking Coaster
- Power Cord & Adapter

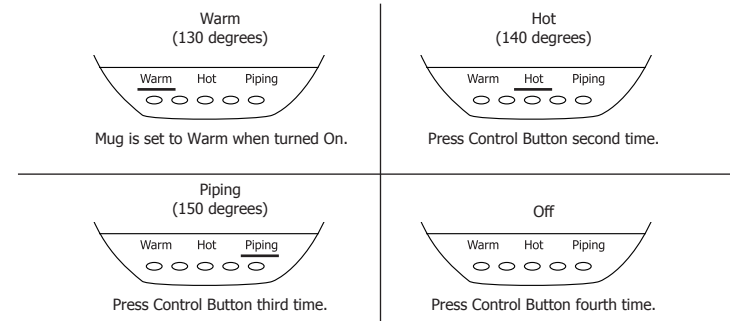
### Turning Mug On

Press Control Button once to turn mug On. (This will also set the mug to the Warm setting.)



### Adjusting Temperature

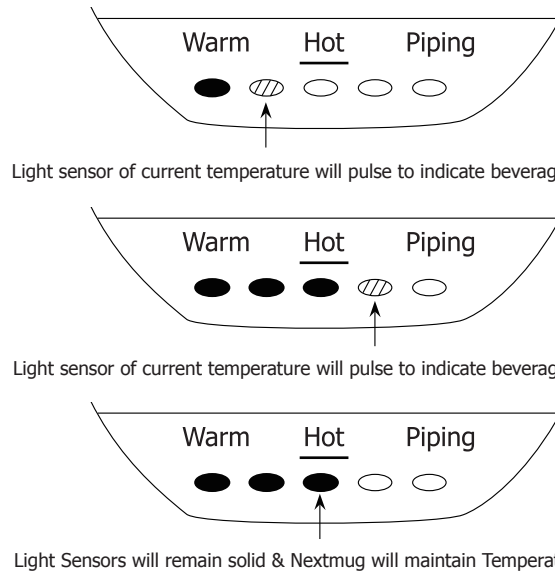
Press Control Button to select your perfect Temperature Setting:



Please note: Each time you press the Control Button, it will cycle through the temperature settings on the mug, with the fourth press turning the mug Off.

### Tracking Temperature

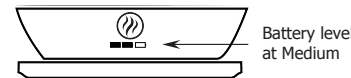
Your mug will calibrate the temperature of your beverage to the selected Temperature Setting. This is displayed on the Temperature Progress Bar.



## Battery Life Indicator

The Battery Life Indicator lights show the battery level at Low, Medium or High.

Note: The first light will pulse red when battery life is below 10%.



## Docking Coaster & Charging Your Mug

Your Nextmug comes with a Docking Coaster that charges the mug. To use, insert power adapter into a standard 120 volt wall outlet and plug power cord into the Docking Coaster. **Dry mug and Docking Coaster thoroughly before charging.**

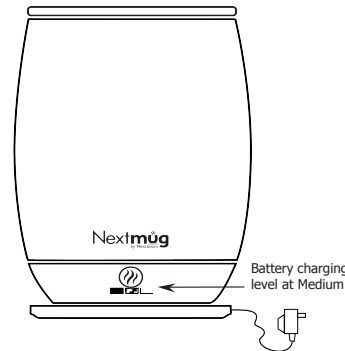
When fully charged and using the Spill-Resistant Lid, your mug will maintain its temperature for up to several hours while undocked. To enjoy your mug for longer periods of time, use continuously with the Docking Coaster.

While docked, the Battery Life Indicator lights pulse to show the current battery charging level. When battery is fully charged, all three lights will be solid.

## Auto-Off Sensor

If the mug is On but liquid is not present, all lights will blink simultaneously after approximately 10 seconds and the mug will automatically turn Off after 60 seconds.

If the mug is On and liquid is present, the mug will automatically turn Off when it has not been moved for 2 hours while docked.



## Spill Resistant Lid (optional)

Your mug comes with a Spill-Resistant Lid. To use the lid, place it on top of the mug and press down firmly to seal it in place. Use the lid to keep your beverage at the selected temperature longer while undocked.

## Product Safeguards

When using this product, basic safety should always be followed, including the following:

1. Read all instructions carefully.
2. Mug is safe for hand wash using mild soap. Do not place in dishwasher. Do not submerge in water. Dry mug and Docking Coaster thoroughly before charging.
3. Unplug power supply from the wall when not in use and before cleaning. To clean the power supply and charging coaster, use a clean, dry cloth. Do not immerse in water or other liquid. Failure to comply with these instructions could result in fire, electric shock and/or injury to person.
4. Do not microwave.
5. Do not place near heat sources or heat-producing devices.
6. Do not touch hot surfaces inside mug.
7. Use only the power supply and docking coaster provided with the mug for charging. Do not use any other third-party accessories.
8. It is highly recommended that you use the lid that came with your Nextmug whenever traveling to help prevent spills.
9. This product is intended for use with consumable liquids such as coffee or tea.
10. Use caution when consuming hot liquids.
11. Ensure the lid is secured firmly to avoid spilling. Use only Nextmug, Nextmug Plus and Nextmug Go lids with the mug. All Nextmug lids are compatible across all Nextmug models.
12. Close supervision is necessary when any appliance is used near children.
13. If any of the instructions provided are not followed, or if the equipment is used in a manner not specified by the manufacturer, the protection provided by the equipment for fire, electric shock, or injury to persons may be impaired.
14. Follow EPA and local recycling guidelines for battery disposal. Do not dispose of the battery by crushing, cutting or exposing to fire or high temperature. Such disposal can result in an explosion.
15. Do not expose the battery to high temperature or extremely low air pressure as leakage of flammable material can occur.
16. Save these instructions.

## Nextmug – Estimated Use Time At Various Settings

There are many ways to enjoy your Nextmug. In addition to three heat settings (“warm”, “hot” and “piping”), you can use it on and off the coaster. It is recommended that you use the lid while traveling. Use the following chart for an estimate of how long you can expect your drink to stay at your preferred temperature based on how you use the mug.

	ON COASTER		OFF COASTER	
	WITH LID	WITHOUT LID	WITH LID	WITHOUT LID
WARM	Indefinite	Indefinite	4.8 Hours	2.1 Hours
HOT	Indefinite	Indefinite	4.0 Hours	1.6 Hours
PIPING	Indefinite	Indefinite	3.2 Hours	45 Minutes

All testing was conducted independently by SGS-CSTC Standard Technical Services Co.. Ltd. Liquid was dispensed into each mug above the selected temperature setting. Temperatures in each mug were logged in 1-minute intervals, with a 2% allowable variance in liquid temperature. Test findings issued on 3/30/23.

## Warranty

All Nextmug products, including this one, are products of Nextboom, Inc. Nextboom, Inc. warrants solely to the original purchaser/user that Nextmug products shall be free of defects in materials or workmanship for one (1) year from the date of original purchase from an authorized retailer. This limited warranty is non-transferable and shall not apply to problems arising from: normal wear; failure to follow the enclosed operating instructions; accidents (including, but not limited to, microwave or dishwasher use); consumables (such as batteries); use with improper voltage or power supply; products missing a proper serial or identification number; products subject to negligence, improper use, maintenance or storage; products damaged by circumstances beyond Nextboom Inc.’s control; loss or damage to removable parts; or products modified (including, but not limited to, modifications through the use of unauthorized parts or attachments) or repaired by anyone other than Nextboom, Inc., or its authorized repair services.

Upon submission of a valid warranty claim with appropriate proof of purchase, Nextboom, Inc., at its sole option, may repair any defects in materials or workmanship or may replace the affected product with products of similar features and price. Nextboom, Inc.’s sole obligation and your exclusive remedy under this limited warranty shall be limited to such repair or replacement.

**All other warranties not explicitly set forth above are hereby disclaimed, including without limitation express or implied warranties of merchantability or fitness for a particular purpose. This warranty excludes all incidental or consequential damages and Nextboom, Inc. disclaims any liability for the same.** You may have other legal rights that vary by location.

Please visit [www.Nextmug.com](http://www.Nextmug.com) for additional warranty details.



## Contact Us

**Welcome to Nextmug.** If you have any questions or need assistance with your mug, we’re here to help:

- **Warranty Registration:** [www.nextmug.com/welcome](http://www.nextmug.com/welcome)
- **Help Center:** [www.nextmug.com/support](http://www.nextmug.com/support)
- **FAQ:** [www.nextmug.com/FAQ](http://www.nextmug.com/FAQ)
- **Customer Service:** [CustomerService@Nextmug.com](mailto:CustomerService@Nextmug.com)

For more information, visit our Help Center at [www.nextmug.com/support](http://www.nextmug.com/support) or scan the QR code.

## Recyclable Packaging

Please recycle. All packaging is 100% recyclable.

