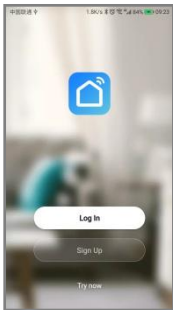


1. Use your mobile phone to scan the QR code on the right, or go to the Android App Store, Apple Download "Smart Life" from the App Store and install it.

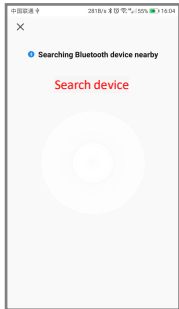
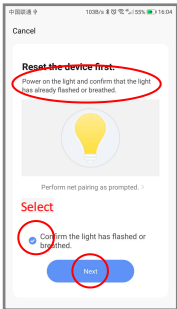
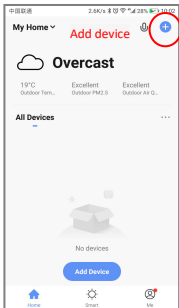


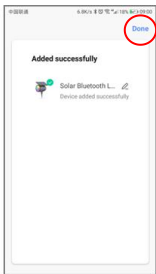
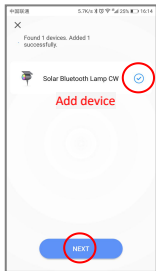
2. Open "Smart Life" to register and log in to your account.



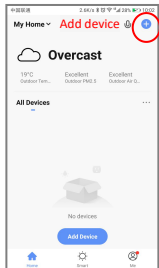
3. Turn on mobile phone Bluetooth, mobile data or WIFI, location services and add devices.

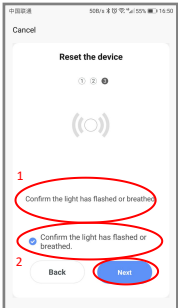
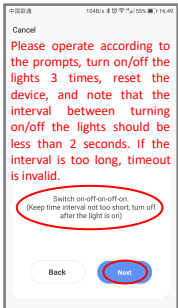
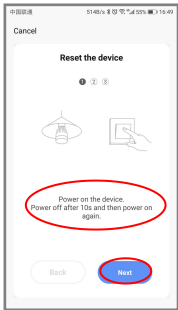
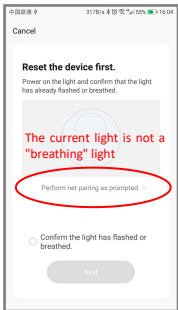
3.1. When the lamp is breathing:

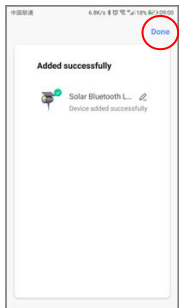
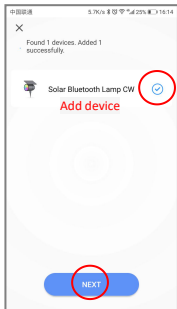
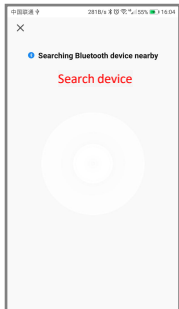




3.2. When the lamp is not breathing or When the APP cannot search for the device within 5 minutes, please turn on/off the switch 3 times to reset the device(1 open and 1 closed count as 1 time).





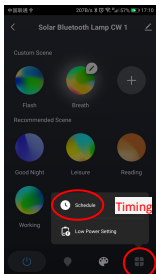
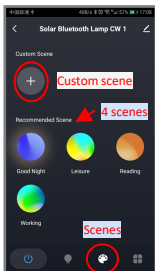



Light model description:

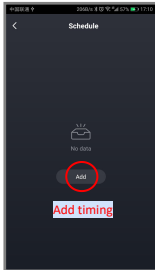
- 1.Solar Bluetooth Lamp CW; "C" white light, "W" warm light.
2. Solar Bluetooth Lamp RGB; "R" red light, "G" green light, "B" blue light.
- 3.Solar Bluetooth Lamp CW+RGB; "C" white light, "W" warm light, "R" red light, "G" green light, "B" blue light.

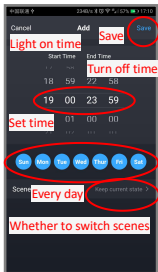
4.The brief introduction of APP function is as follows:

4.1.Solar Bluetooth Lamp CW: adjust color, brightness, switch scene, timing mode.

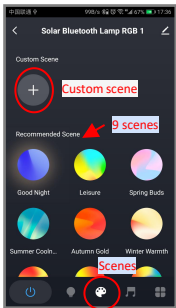
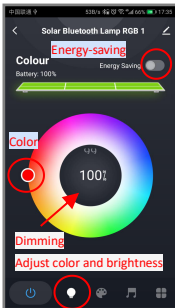


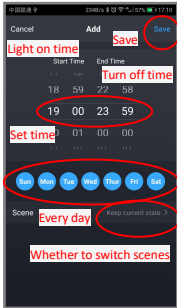
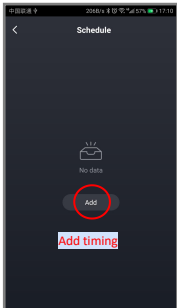
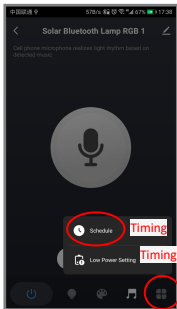
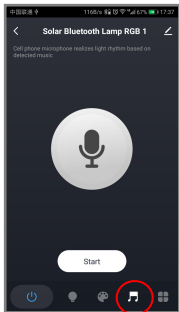
Timing mode





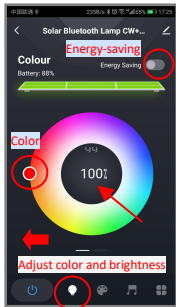
4.2.Solar Bluetooth Lamp RGB : adjust color, brightness, switch scene, music scene, timing mode.

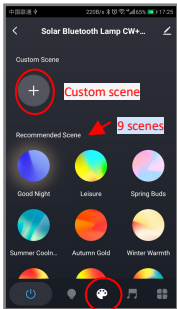






4.3. Solar Bluetooth Lamp CW+RGB; adjust color, brightness, switch scene, music scene, timing mode.

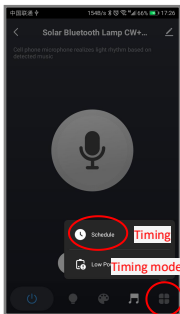




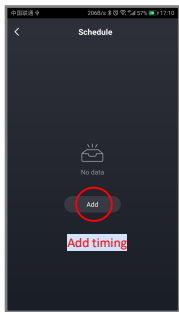
Scenes



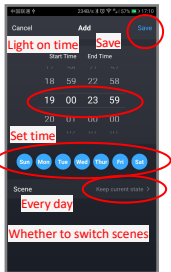
Music mode



Timing mode

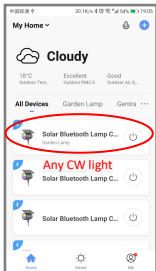


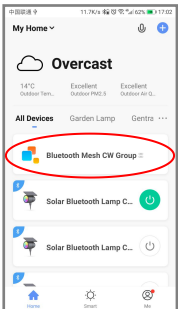
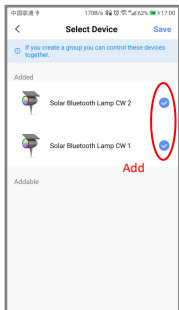
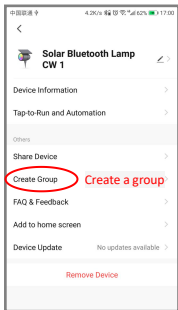
Add timing



5. Create a group: the same type of lamps and lanterns form a group for synchronous control.

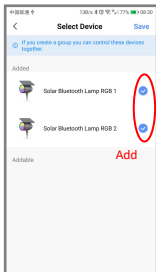
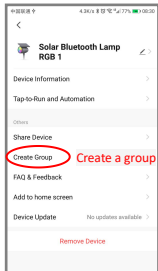
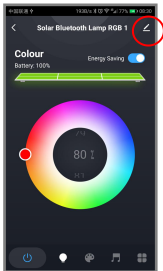
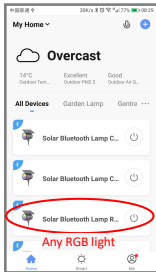
5.1. Solar Bluetooth Lamp CW: "C" white light, "W" warm light.

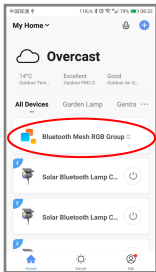




Create group complete

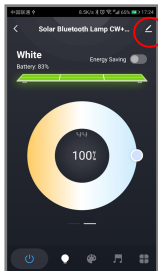
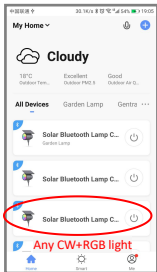
5.2.Solar Bluetooth Lamp RGB: "R" red light, "G" green light, "B" blue light.

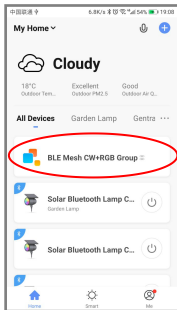
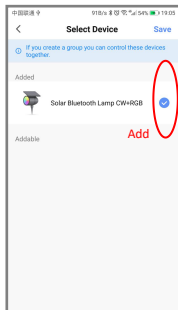
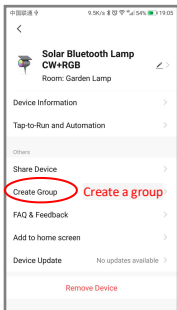




Create group complete

5.3.Solar Bluetooth Lamp CW+RGB: "C" white light,"W" warm light, "R" red light, "G" green light, "B" blue light





6.Third-party smart speakers control lamps: you need to purchase a Bluetooth gateway, download the smart speaker APP, and bind the "Smart Life" account.

