

MENU CARD

TEAS




Black Tea, Green Tea,
Jasmine Tea

FLAVORS



Passion Fruit, Honey Lemon,
Strawberry, Peach, Honeydew,
Watermelon

TOPPINGS



Boba, Green Boba,
Rainbow Jelly

FRUIT TOPPINGS



Lychee Jelly,
Aloe



FRUIT-BASED DRINK

TEAS



Black Tea, Green Tea,
Jasmine Tea

FLAVORS



Milk,
Non-Dairy Creamer

TOPPINGS



Boba, Green Boba,
Rainbow Jelly

MILK TOPPINGS




Pudding,
Red Bean



MILK-BASED DRINK

FOOD



These special
cards have an
equivalent value
to one complete
drink set.

SAUCE



Place onto a
revealed special ingredient
food, it is now protected.
Sauce cards are not
protected.

At the start of the game, reveal a minimum
of 3 employee cards. For every additional
player after 3, reveal 1 and place them into
the middle to the 'roster pile'.



DRAW
PILE



TRASH
PILE



EMPLOYEE
DRAW PILE



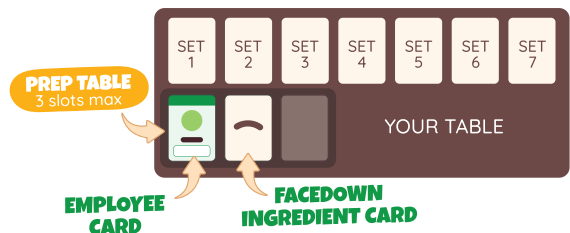
EMPLOYEE ROSTER PILE



INTRODUCING
EMPLOYEE
CARDS

FIRST PERSON TO BUILD 5 COMPLETE DRINK SET WINS!

Each player starts with 5 cards in their hand.
Each player has a **DRAW PHASE**, draw 2 cards or
3 with a 'special draw phase'. Then an **ACTION
PHASE** where a player can play any 3 cards in
their hand. The **EMPLOYEE AND PREP TABLE PHASE**
can happen anytime on your turn. See instruction
manual for detailed instructions.



EMPLOYEE PHASE:

Recruit only one employee
per turn and place it face
up on your prep table.

PREP TABLE PHASE:

Flip a facedown card at
the beginning or end of
your draw phase.

Random Hire - during your turn you can
sacrifice a total of 3 cards from your table and
hand to draw an employee card from the top
of the employee draw pile