


MENU CARD

TEAS



Black Tea, Green Tea,
Jasmine Tea

FLAVORS



Passion Fruit, Honey Lemon,
Strawberry, Peach, Honeydew,
Watermelon

TOPPINGS



Boba, Green Boba,
Rainbow Jelly

FRUIT TOPPINGS



Lychee Jelly,
Aloe



**FRUIT-BASED
DRINK**

TEAS



Black Tea, Green Tea,
Jasmine Tea

FLAVORS



Milk,
Non-Dairy Creamer

TOPPINGS



Boba, Green Boba,
Rainbow Jelly

MILK TOPPINGS



Pudding,
Red Bean



**MILK-BASED
DRINK**

FOOD



These special
cards have an
equivalent value
to one complete
drink set.


SAUCE



Place onto a
revealed special ingredient
food, it is now protected.
Sauce cards are not
protected.

FIRST PERSON TO BUILD 5 COMPLETE DRINK SET WINS!

Each player starts with 5 cards in their hand. Each player has a **DRAW PHASE**, draw 2 cards or 3 with a 'special draw phase'. Then an **ACTION PHASE** where a player can play any 3 cards in their hand. The **EMPLOYEE AND PREP TABLE PHASE** can happen anytime on your turn. See instruction manual for detailed instructions.



EMPLOYEE PHASE:

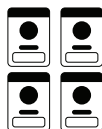
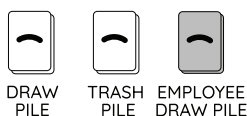
Recruit only one employee per turn and place it face up on your prep table.

PREP TABLE PHASE:

Flip a facedown card at the beginning or end of your draw phase.

Random Hire - during your turn you can sacrifice a total of 3 cards from your table and hand to draw an employee card from the top of the employee draw pile

At the start of the game, reveal a minimum of 3 employee cards. For every additional player after 3, reveal 1 and place them into the middle to the 'roster pile'.



EMPLOYEE ROSTER PILE

4-PLAYER GAME - 4 employee cards
2 & 3-PLAYER GAME - 3 employee cards