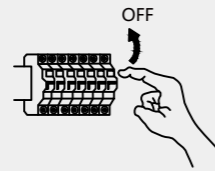


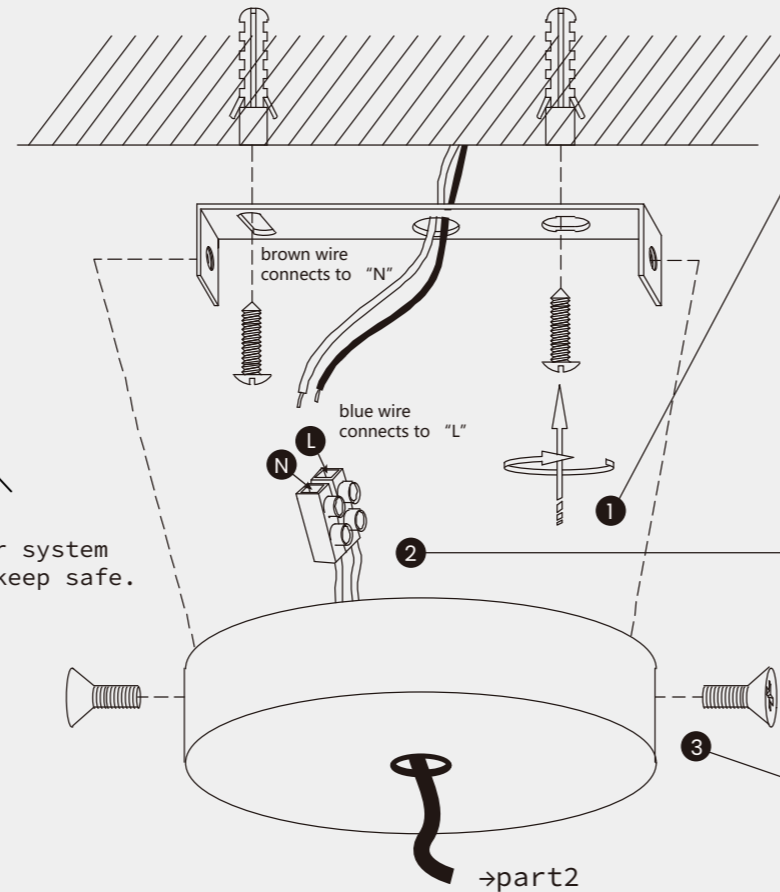
Retro Lantern Shape Stained Glass Pendant Light

PL0565

1



1 Cut off the power system in your home to keep safe.



Self-tapping screw passes through the hanging plate hole then tighten it clockwise to lock the hanging plate.

2 Connect the wires to the terminals.

3 The ceiling plate with screws fixed.

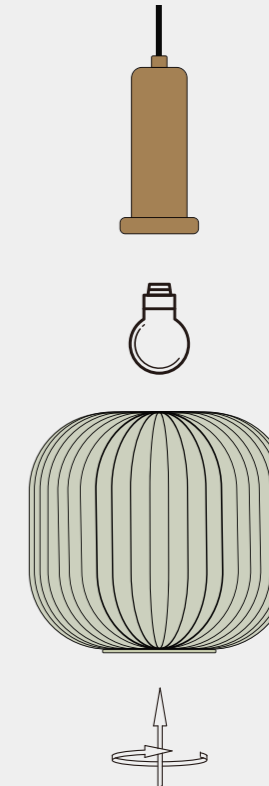
THE LAMP INSTRUCTION



Nbjoufobodf	Qsfdbvujpot
2/Wpmubhf;221.351W	Lffq!uif!mjhiujoh!bxbz!gspn!bdjemd!difnjdbm!tpmwfout!
3/Qmfbtf!xfbs!hmpwft!xifo!jotubmm/	up!bwpjelebnbhf/
4/Epo(u;jotubmm!ju!po!uif!npjtu!dfjmjoh/	Ujq
5/Uvso!pgg!uif!qpxfs!cfgps!dmfbojoh!pvu/	Qmfbtf!gpmmpx!uif!jotusvdujpot!uifo!jotubmm!uif!qbsut!jo
6/Qmfbtf!xbti!xju!uif!tbojuj!fs!xjuipvu!dpssptjwuz/	uif!dpssfdu!psefs/

2

Install lampshades from top to bottom.



3

Turn on the power.

