

ACTICOAT Flex 3 and Flex 7 Antimicrobial Barrier Dressing Application Guide

Indications

ACTICOAT Flex 3 and 7 are indicated as an antimicrobial barrier layer over partial and full thickness wounds such as burns, recipient graft sites, surgical sites, venous leg ulcers, pressure ulcers and diabetic ulcers.

ACTICOAT Flex 3 and 7 may be used on infected wounds. Where the product is used on infected wounds the infection should be inspected and treated as per local clinical protocol.

ACTICOAT Flex 3 and 7 may be used as a wound contact layer in combination with Negative Pressure Wound Therapy (NPWT) for a period of up to 3 days.



Instructions for Use

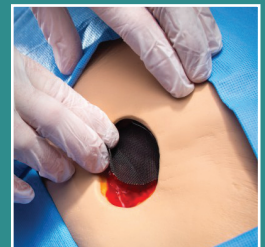
- 1 Remove ACTICOAT Flex 3 or Flex 7 from the package using a clean technique.

- 2 Cut the dressing to shape as necessary. When used with compression therapy the dressing must be cut to the size of the wound.



- 3 To moisten the dressing, submerge in drinking water and squeeze gently (DO NOT use saline). Allow excess water to drain prior to application. Alternatively a thin layer of a hydrogel product e.g. INTRASITE[®] Gel can be applied directly to the wound and/or the dressing.

- 4 Without stretching the dressing, apply to the wound, either way up, to the wound surface ensuring there are no creases. The dressing should be applied with the direction of stretch running along the limb to allow movement.



- ACTICOAT Flex 3 and Flex 7 may be used to pack wounds.

- 5 Secure the dressing in place with an appropriate secondary dressing that will maintain a moist wound environment.



In the case of highly exuding wounds an absorbent secondary dressing is appropriate. Keep the dressing moist but not so wet that tissue maceration occurs.

Change the dressing depending on the amount of exudate present and the condition of the wound. Dressing should be changed every 3 to 7 days depending on wear time.

ACTICOAT[◇] Flex 3 and Flex 7

Contraindications / Precautions

Contraindications


- Do not use on patients with a known sensitivity to silver.
- Do not use on a patient undergoing MRI (Magnetic Resonance Imaging) examination .
- Prior to administering radiation therapy, remove ACTICOAT Flex 3 or ACTICOAT Flex 7. A new dressing can be applied following the treatment.


Precautions

- For external use only, for example do not apply the dressing to exposed organs.
- ACTICOAT Flex is not compatible with oil-based products, such as petrolatum.
- Avoid contact with electrodes or conductive gels during electronic measurements e.g. EEG and ECG.
- The colour of the dressing may vary. This does not affect the performance of the dressing.
- There may be transient pain (or stinging) experience on application of ACTICOAT Flex 3 or ACTICOAT Flex 7. This can be minimized by carefully following the application instructions. Should continuous pain be experienced after application remove the dressing and discontinue use.
- ACTICOAT Flex 3 or Flex 7 should only be used on premature infants (less than 37 weeks gestation) when the clinical benefit outweighs the potential risks. No clinical data is available in this age group and only limited data is available for use in neonates.
- When using ACTICOAT Flex 3 or Flex 7 under compression, regularly check the entire dressing system

and changes only if strike through occurs. An additional non-occlusive absorbent dressing may be required if the levels of exudate is high.

- Should the dressing dry or adhere to the wound, moisten or soak the dressing to assist removal and avoid disruption of the healing wound.

ACTICOAT Flex 3 		
Ordering code	Size	Carton
66800396	5cm x 5cm	5
66800399	10cm x 10cm	12
66800409	10cm x 20cm	12
66800419	20cm x 40cm	6
66800432	40cm x 40cm	6
66800435	10cm x 120cm	6

ACTICOAT Flex 7 		
Ordering code	Size	Carton
66800395	5cm x 5cm	5
66800397	10cm x 12.5cm	5
66800420	15cm x 15cm	5
66800545	2.5cm x 60cm	5

TAKE CONTROL

of the risk of infection

