

ACTICOAT and ACTICOAT 7


Application Guide

Indications

ACTICOAT and ACTICOAT 7 are indicated as an absorbent antimicrobial barrier dressing over partial and full thickness wounds such as pressure ulcers, venous ulcers, diabetic ulcers, burns and recipient graft sites.

ACTICOAT and ACTICOAT 7 may be used on infected wounds. Where the product is used on infected wounds the infection should be inspected and treated as per local clinical protocol.

ACTICOAT and ACTICOAT 7 may be used on catheter insertion sites. Please see product leaflet in pack for full instructions for use on this indication.



Instructions for Use

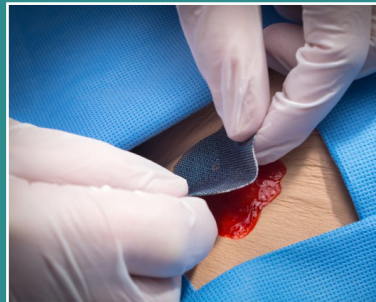
1 Remove ACTICOAT from the package using a clean technique.

2 Moisten the dressing with drinking water (DO NOT use saline). Remove excess water prior to application e.g. leave to drain on a sterile field for approximately 2 minutes.

3 Cut the dressing to shape as necessary. Leave at least one tab intact to prevent the layers of the dressing from separating.



4 Apply the dressing to the wound surface.



5 Secure the dressing in place with an appropriate secondary dressing that will maintain a moist wound environment.

In the case of highly exuding wounds an absorbent secondary dressing is appropriate. Keep the dressing moist but not so wet that tissue maceration occurs.



Change the dressing depending on the amount of exudate present and the condition of the wound. Dressing should be changed every 3 to 7 days depending on wear time.

ACTICOAT[◇] and ACTICOAT 7

Contraindications / Precautions


Contraindications

- Do not use on patients with a known sensitivity to silver.
- Do not use on a patient undergoing MRI (Magnetic Resonance Imaging) examination.
- Prior to administering radiation therapy, remove ACTICOAT. A new dressing can be applied following the treatment.

Precautions

- Do not pre-moisten prior to use on catheter insertion sites.
- For external use only.
- ACTICOAT is not compatible with oil-based products, such as petrolatum.
- Avoid contact with electrodes or conductive gels during electronic measurements e.g. EEG and ECG.
- Do not use if product colour is not uniform.
- Occasionally transient pain on application of ACTICOAT has been reported. This can be minimized by carefully following the application instructions. Should continuous pain be experienced after application remove the dressing and discontinue use.
- ACTICOAT should only be used on premature infants less than 37 weeks gestation when the clinical benefit outweighs potential risks. No clinical data is available in this age group and only limited data is available for use in neonates.

ACTICOAT 		
Ordering code	Size	Carton
20601	5cm x 5cm	5
20101	10cm x 10cm	12
20201	10cm x 20cm	12
20301	20cm x 40cm	6
20401	40cm x 40cm	6
20501	10cm x 120cm	6

ACTICOAT 7 		
Ordering code	Size	Carton
20341	5cm x 5cm	5
20141	10cm x 12.5cm	5
20241	15cm x 15cm	5

TAKE CONTROL
of the risk of burn infection

Smith & Nephew Inc.
2280 Argenta Road
Mississauga, Ontario
L5N 6H8 Canada

www.smith-nephew.com/canada

[◇]Trademark of Smith & Nephew
© Smith & Nephew February 2015

T 1-800-463-7439
F 1-800-671-9140

ACTC-AG-1503EN (CA76117)

