
**IN BATTLE,
THERE ARE
NO EQUALS[®]**

UNMATCHED[®]

**Cobble
& Fog**

RULES

CLASSIFIEDS

DON'T SPLIT!

Doctor Jekyll's

COUPLES THERAPY

Dr.
ACULA'S
blood bank

DONATE TODAY!

We're dying to help the living with your blood. No matter what type you have, we're positive that we can make use of your deposit. Drop in today before someone in need drops dead.

INVISIBLE MAN'S HATTERY

CHAPEAUX pour HOMMES

<p>N°1241. SOUPLES toutes nuances. En feutre. 21. » et 19.50 Feutre extra. 35. » et 34. »</p>	<p>N°1243. SOUPLES mérinos unis. Nuances mode. Prix. 14.50 et 12.50 Feutre véritable. 38. » 34. » 25. » 21. »</p>	<p>N°12413. SOIE dernière forme brillant superbe. Prix. 55. » et 50. »</p>
<p>N°1242. CAPE anglaise. Mérinos. 19.50 16.50 et 12.50 Feutre. 34. » 30. » et 27. » Extra plume... 37. »</p>	<p>N°12417. CASQUETTE anglaise. 8 côtes, tissu nouveautés. 12.50 10.50 8.90 7.50 6.50 5.90 et 4.90</p>	<p>N°1249. CASQUETTE drap bleu, visière cuir. 12.50 et 9.90 Drap bleu extra. 24. » et 18. »</p>

SHERLOCK HOLMES

CONSULTING DETECTIVE

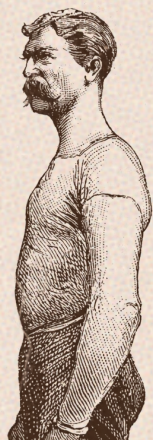
221B BAKER STREET



THE UNMATCHED SYSTEM

**SPECIAL
ISSUE**

Cobble & Fog



U N M A T C H E D...

is a miniatures dueling game featuring fighters of all kinds — from the page to the screen to the stuff of legends. Each hero has a unique deck of cards that fits their fighting style.

You can mix and match fighters from any Unmatched set. But remember, in the end, there can only be one winner.

CONTENTS

4 HERO MINIATURES



120 ACTION CARDS



5 HEALTH DIALS




4 CHARACTER CARDS



4 SIDEKICK TOKENS



1 DOUBLE-SIDED BOARD
WITH **2** BATTLEFIELDS



DRACULA

- ▷ 30 action cards
- ▷ 1 Dracula hero miniature
- ▷ 1 Dracula character card
- ▷ 3 Sister sidekick tokens
- ▷ 1 health dial

JEKYLL & HYDE

- ▷ 30 action cards
- ▷ 1 Jekyll & Hyde hero miniature
- ▷ 1 Jekyll & Hyde character card
- ▷ 1 transformation token
- ▷ 1 health dial

SHERLOCK HOLMES

- ▷ 30 action cards
- ▷ 1 Holmes hero miniature
- ▷ 1 Holmes character card
- ▷ 1 Watson sidekick token
- ▷ 2 health dials

INVISIBLE MAN

- ▷ 30 action cards
- ▷ 1 Invisible Man hero miniature
- ▷ 1 Invisible Man character card
- ▷ 3 fog tokens
- ▷ 1 health dial

Before you play for the first time, assemble the health dials by punching out the two circles for each character and connecting them with a rivet.

HEROES & SIDEKICKS

All of your characters in the battle are called your **fighters**, but your primary fighter is called your **hero**. Heroes are represented by miniatures that move around on the battlefield.

Your other fighters are called **sidekicks**. Most heroes have a single sidekick, some heroes have multiple sidekicks, and still other heroes have no sidekick at all. Sidekicks are represented by tokens that move around on the battlefield.

Each hero has a **special ability** noted on their character card. This card also lists your fighters' **stats**, including the **startling health** of your hero and their sidekick. Fighters' health is tracked on separate health dials. Fighters cannot gain health higher than the highest number on their health dial.

If your hero has multiple sidekicks, each sidekick only has one health (unless otherwise specified). The character card instead lists the total number of sidekicks.

05

HOW TO PLAY

Players take turns maneuvering their fighters on the battlefield, playing schemes, and attacking their opponent's fighters. To win, you must be the first to defeat your opponent's hero, which happens when they are reduced to zero health.

NOTE These setup instructions and the following rules are for games with **2 players**. For rules on team play with 3 or 4 players, see page **18**.

SETUP

1. Choose a battlefield and place it on the table.
2. Each player chooses a hero and takes the corresponding 30 action cards, character card, hero miniature, sidekick tokens, health dials, and any other components for their hero.
3. Each player sets their hero's starting health and their sidekick's starting health on the matching health dials. Starting health is found on the character cards. (Sidekicks without a health dial have only one health each.)
4. Each player shuffles their action cards to form a single deck and places it face down, then draws **5** cards as their starting hand.
5. The younger player places their hero in the **1** space on the battlefield. Then they place their sidekicks in separate spaces within the same zone as their hero. If their hero is in a space that is part of multiple zones, their sidekicks may be in any of those zones. If you have to make a decision about your fighter at the beginning of the game, make it now. (There are none in this set.)
6. The older player places their hero in the **2** space on the battlefield, then places their sidekicks based on the same rules as in **step 5**.
7. The younger player takes the first turn.

06



SPACES AND ZONES

The battlefield is made up of circular **spaces** that the fighters will move between. Each space can only contain one fighter at a time.

Two spaces connected by a line are **adjacent**. Adjacency is used to determine targets of attacks and various card effects.

The spaces of the battlefield are divided into **zones**, which are indicated by different colored patterns. All spaces with the same colored pattern are part of the same zone (even if they are in different parts of the battlefield).

If a space has multiple colored patterns, it is considered to be part of multiple zones. Zones are used to determine targets of ranged attacks and various card effects.



YOUR TURN

On your turn, you **must take 2 actions**; you cannot skip an action. You may choose two different actions or the same action twice.

The possible actions are:

- ▷ **MANEUVER**
- ▷ **SCHEME**
- ▷ **ATTACK**

You have a **hand limit** of **7** cards. At the end of your turn, if you have more than **7** cards in your hand, you must discard down to **7** cards, placing any discarded cards in your discard pile.

Then it is your opponent's turn.



ANATOMY OF A CARD

A overall card type:



Attack



Defense



Scheme



Versatile
(attack or defense)

B attack or defense value (if any)

C fighter allowed to use the card

D name of the card

E effect when played (if any)

F BOOST value

G deck that the card appears in

H number of copies in the deck



Each hero's deck is different, though they may share some cards with other heroes' decks.

ACTION: **MANEUVER**

When you take the **maneuver** action, you first draw the top card of your deck, then you may move your fighters.

STEP 1: DRAW A CARD (MANDATORY)

Draw the top card of your deck and add it to your hand.

You can have more than **7** cards in your hand during your turn, but you must discard down to **7** cards at the end of your turn.

DRAWING CARDS

Drawing cards — whether via the maneuver action or due to a card effect — is mandatory, unless otherwise specified.

When your deck is empty, your fighters are exhausted. If you need to draw a card while your fighters are exhausted, do not reshuffle your discard pile. Instead, each of your fighters immediately takes 2 damage.

09

STEP 2: MOVE YOUR FIGHTERS (OPTIONAL)

Your character card lists your **move** value. During this step, you may move each of your fighters, one at a time, a number of spaces equal to or less than your move value. You may also choose to **BOOST** your movement (see next page).

When you move a fighter, each space they move into must be adjacent to their previous space. You **may** move a fighter through spaces occupied by other friendly fighters (i.e., your own fighters) but they cannot end their movement in an occupied space. You may **not** move a fighter through spaces occupied by opposing fighters.

You may move your fighters in the order of your choice, but must finish each fighter's move before starting the next. You are not required to move all of your fighters the same distance as each other; you get to choose for each fighter. You are allowed to move a fighter zero spaces.

NOTE If an effect ever lets you move your opponent's fighters, you must respect all of the same movement rules, but from your opponent's perspective.

BOOST

When you take the **maneuver** action, you may **boost** your movement. To do this, discard 1 card from your hand and add that card's BOOST value to your movement value. Ignore any effect on the discarded card.

Certain effects (like Dracula's Look Into My Eyes card) allow you to boost other things, such as the value of an attack.

Cards that can no longer legally be played — because the corresponding fighter or fighters have been defeated — may still be discarded from your hand to boost.

10 ACTION: SCHEME

When you take the **scheme** action, you choose a scheme card (indicated by the ⚡ icon) from your hand and play it onto the table, face up.

You must declare which of your fighters is playing the scheme card; they are the **active** fighter. Each card in your deck indicates which fighters are allowed to play it. You may not play a scheme card if the listed fighters are defeated.

Resolve the card's effect, then place the card into your discard pile.

DISCARD PILES

Maintain your own discard pile. All cards, once played and resolved, should be placed in the discard pile. Keep your discard pile face up to differentiate it from your deck. Both you and your opponent are allowed to look through your discard pile at any time.





ACTION: **ATTACK**

When you take the **attack** action, you must declare which of your fighters is performing the attack; they are the **active** fighter. You may not take the attack action if you do not have an attack card in hand or if none of your fighters have valid targets to attack.

STEP 1: DECLARE TARGET

Any fighter may target a fighter in an adjacent space, regardless of what zone they are in.


Fighters with **melee** attacks (indicated by the  icon) may only target a fighter in an adjacent space.

Fighters with **ranged** attacks (indicated by the  icon) may target an adjacent fighter **or** they may target a fighter anywhere in the same zone, regardless of adjacency.

STEP 2: CHOOSE AND REVEAL

As the attacker, you must choose an attack card from your hand and play it face down in front of you; it must be a card that your attacking fighter is allowed to use. Then the defender **may** (but is not required to) choose a defense card from their hand and place it face down in front of them; it must be a card that their defending fighter is allowed to use. Once both players have chosen their cards, reveal them at the same time.

VERSATILE CARDS

Cards with the  icon are **versatile** cards. They can be used as attack cards or defense cards. Versatile cards also count as both attack cards and defense cards for the purposes of other game effects.



ACTION: **ATTACK** (CONTINUED)

STEP 3: RESOLVE COMBAT

Most cards have effects, with labels indicating when they occur: **IMMEDIATELY**, **DURING COMBAT**, or **AFTER COMBAT**. Unless otherwise specified, card effects are mandatory (which can result in dealing damage to your own fighters or other negative effects).

If two effects would ever appear to resolve at the same time, the defender's effect resolves first.

After cards have been revealed, resolve any effects that occur **IMMEDIATELY**. Then resolve any effects that occur **DURING COMBAT**.

Then determine the result of the combat. The attacker deals **damage** to the defender equal to the value of their played attack card. If the defender played a defense card, subtract the value of their played defense card first. For each damage that the defender takes, reduce that fighter's health by one, adjusting their health dial accordingly.

After the result of the combat has been determined, resolve any card effects that occur **AFTER COMBAT**. Even if a player's fighter is defeated during the combat, as long as that does not trigger the end of the game, any **AFTER COMBAT** effects of their played card still resolve.

After card effects are resolved, resolve any other game effects that occur after combat, such as a hero's special ability.

Finally, all played cards are placed in their respective discard piles.

WINNING THE COMBAT

Some **AFTER COMBAT** effects check to see who **won the combat**.

The attacker won the combat if they dealt at least one damage to the defender from the attack itself (i.e., not from any effects).

The defender won the combat if they took no damage from the attack itself (even if they took damage from effects).



DEFEATING A FIGHTER

When one of your fighters is reduced to zero health, for any reason, they are **defeated**.

If your hero's sidekick is defeated, immediately remove that sidekick token from the battlefield. (A sidekick without a health dial only has 1 health and is defeated if they take any damage.)

If your hero is defeated, you immediately lose the game.




WINNING THE GAME

When **your opponent's hero is defeated**, which happens when they are reduced to zero health, the game ends immediately and you win!

(In a team game, both opposing heroes must be defeated.)

13



COMBAT EXAMPLE

Harley is playing **Sherlock Holmes**.

Deshaun is playing **Dracula**.

It's Harley's turn, and she wants to attack Dracula.



Harley attacks Dracula with Holmes. She doesn't want to use **Study Methods** because Deshaun only has one card in his hand, and **Service Revolver** is a Dr. Watson card. She plays **Counterpunch** as her attack card, face down.

Deshaun plays **Dash** as his defense card, face down.






There are no **IMMEDIATELY** or **DURING COMBAT** effects. **Counterpunch** and **Dash** have the same value, so the attack deals no damage.

Both cards have **AFTER COMBAT** effects. The defender (Dracula) resolves first. Deshaun moves Dracula 3 spaces away, next to Dr. Watson. (That way, at the start of his turn, he'll be able to use Dracula's special ability.)

Now, **Counterpunch** resolves. Dracula is no longer adjacent to Holmes, so she can't deal any damage to him. One of the Sisters is adjacent to Holmes, but Counterpunch only affects the fighter involved in the attack, so the card ends up having no effect.




SPECIAL RULES FOR THIS SET

GAMEBOARD: SECRET PASSAGES

The Baskerville Manor map features a system of secret passages, which can be used by fighters to move quickly across the map. These passages are indicated by a ① symbol on certain spaces with a white line leading away. A fighter can move from one space with a secret passage to any other space with a secret passage as if they were adjacent. Moving this way still costs 1 space of movement.

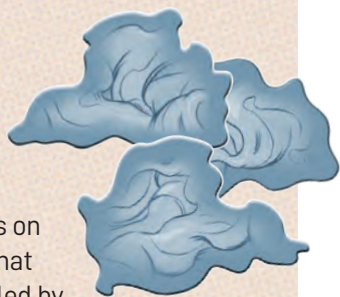
Spaces with secret passages are **not** considered adjacent for any other purpose, including melee attacks and other effects.

NOTE Large figures **cannot** move through a secret passage.
(There are no large figures in this set.)



INVISIBLE MAN: **FOG**

Invisible Man has 3 fog tokens. At the start of the game, he places all 3 fog tokens on separate spaces in his zone as if they were sidekicks.



When Invisible Man plays a defense card while he is on a space with a fog token, he adds 1 to the value of that card. This is not a card effect and can not be canceled by Feint or similar cards.

Invisible Man can move from a space with a fog token to another space with a fog token as if they were adjacent. This movement otherwise follows the regular rules for movement. For example, Invisible Man could move from one space with a fog token to another space with a fog token that contained an ally as long as he didn't end his turn there. However, he could not move through a space with a fog token that contained an enemy fighter. Other fighters move through spaces with fog tokens as if they weren't there.

When moving fog tokens, count spaces like you would for moving a fighter. However, you may move a fog token through any fighter or other token, and may place a fog token on occupied spaces (including spaces occupied by enemy fighters or other types of tokens). There may only be one fog token on any space.

Spaces with fog tokens are still considered to be in the zones indicated on those spaces for purposes of ranged attacks or other effects.

17



TEAM PLAY

You can play Unmatched in **teams of 2**.

Teammates sit next to each other on the same side of the battlefield, and they may communicate about their cards and tactics, but each player controls their own hero and sidekicks. Your teammate's fighters are considered friendly fighters. For team play with three players, one player will control both heroes and sidekicks for one team.

Choose a battlefield with four starting spaces.
(Some battlefields have only two starting spaces and therefore cannot be used for team play.)

During setup, players place their heroes in alternating order:

- ▷ First player on Team **A** places their hero in the **1** space.
- ▷ First player on Team **B** places their hero in the **2** space.
- ▷ Second player on Team **A** places their hero in the **3** space.
- ▷ Second player on Team **B** places their hero in the **4** space.

When placing their hero, each player also places their sidekicks within the same zone, as normal.

During the game, players take turns in alternating order:

- ▷ First player on Team **A** takes their turn.
- ▷ First player on Team **B** takes their turn.
- ▷ Second player on Team **A** takes their turn.
- ▷ Second player on Team **B** takes their turn.

This order repeats for the rest of the game.

When a player's hero is defeated, immediately remove that hero miniature from the battlefield. That player still takes their turns as normal, as long as they have at least one sidekick left. If all of a player's fighters are defeated, they are eliminated and do not take any more turns.

When both heroes on one team have been defeated, the opposing team wins!


COME ONE, COME ALL!

MONSTROUS SHOWDOWN

**BIG
FOOT**

VS

MEDUSA



AVAILABLE AT YOUR
FINEST GAMES AND
ODDITIES PURVEYORS



**MONITO
GAMES**



**RESTORATION
GAMES**

ICON REFERENCE



This card can only be used to attack.



This card can only be used to defend against an attack.



This card can be used to attack or defend.



As an action, this card can be played for its effect.



This fighter may make ranged and melee attacks.



This fighter may only make melee attacks.

CREDITS

Unmatched is a production by Restoration Games and Mondo Games (two sides of the same coin), which was restored from *Star Wars: Epic Duels*, designed by Craig Van Ness and Rob Daviau, and published by Milton Bradley. Zone rules inspired by the Pathfinder System from *Tannhäuser*, designed by William Grosselin and Didier Poll and published by Fantasy Flight Games.

Core Game Restoration: Rob Daviau and Justin D. Jacobson

Cobble & Fog Game Design: Chris Leder

Graphic Design: Jason Taylor, Lindsay Daviau, Courtney Rhodes, and Laura Durand

Cover and Card Illustrations: Andrew Thompson

Board Illustration: Ian O'Toole

Thank you to everyone who helped playtest the game! You're all wonderful people. We mean it.

Additional thanks to Erik Ela and Drew Dougherty for their excellent work.

©2020 Restoration Games, LLC. The following are trademarks of Restoration Games, LLC: Restoration Games, the Restoration Games logo, *Unmatched*, the *Unmatched* logo, the "In Battle There Are No Equals" tagline, and all associated trade dress. Mondo and the Mondo Games logo is a trademark of Mondo Tees, LLC and is used with permission. Restoration Games, LLC is located at 12717 W SUNRISE BLVD, #244, Sunrise, FL 33323. Actual components may vary from those shown. Made in China. THIS PRODUCT IS NOT A TOY. NOT INTENDED FOR USE BY PERSONS 8 YEARS OF AGE OR YOUNGER.