



ALPHA BLUETOOTH MUSIC CONTROLLER

Features:






- Supports both mobile APP and RF remote control
- Supports the output of 4 different lighting effects
- Built in music and non-music effects, multi-parameter adjustable
- Built in grouping control function, supporting any combination control of 4 channels
- Built in trigger function. If all functions are not performing, please double check your trigger settings.
- DC5V-24V wide range working voltage, preventing reverse connection of power supply
- Automatic saving setting parameters

BanlanX (previously SceneX) App Functions:

SP602E supports control by mobile APP, supports IOS and Android.

Apple requires IOS 10.0 or higher, Android requires Android 4.4 or higher, you can search "BanlanX" in the App Store or Google Play to find the app or scan the QR code to download and install.

App Operations:

- Connect to your new SP602E controller: Open the app and click the  button in the top right corner of the home page to add a device, then click the device to enter the control page. User can rename the controller by clicking  button in the upper right corner.
- SP602E can output 4 different signals. You can click **channel 1 - channel 4** to enter the corresponding page for individual control, or click all channels for unified control. Each channel can be renamed.
- After adjusting the effect of each channel, click  button in the upper right corner to save the current lighting effect settings to the scenes. SP602E supports a total of 9 scenes. Users can call these 9 scenes through the scene page of the mobile app or use the RF remote control.
- Users can set up to five timing events by clicking on  button in the upper right corner.
- Please note that all timing events will be deleted when the controller is powered down
- On the effects page, there are a variety of music and non-music effects, and users can set the speed, brightness, effect length and color.
- On any single-channel page, click the upper right corner  button verify the color and copy the channel, and copy the effect of the current channel to any other channel.
- On the trigger page, there are four triggers; left turn signal, right signal, brake, reverse. Long press each trigger to update name, time effects and channels.

****Changing the trigger settings affects your brake light and turn signal functionality****

TRIGGER	CHANNELS: 2 WHIPS	CHANNELS: 4 WHIPS
1- LEFT TURN SIGNAL	2	2,4
2- RIGHT TURN SIGNAL	1	1,3
3- BRAKE	1,2	1,2,3,4
4- REVERSE	1,2	1,2,3,4

- On the grouping page, click the @ button in the lower right corner to add groups, select the channel associated with groups, and click OK to set the names of groups. The group page shows the added groups, and clicking in controls the effect mode of the channel associated with the group.

RF Remote Functions:



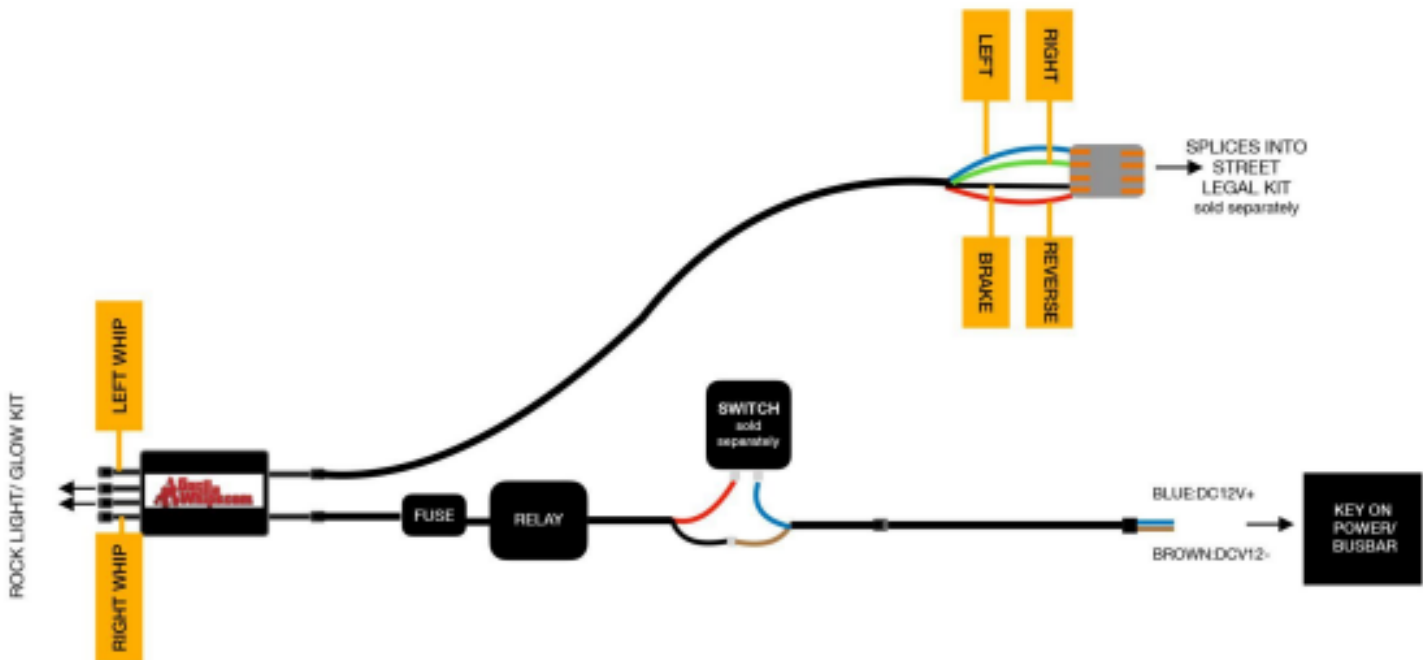
Alpha Controller Load Capability:

OPTION 1: 2 Whips + Silver Xtreme Glow Kit

OPTION 2: 2 Whips + 4 Piece Silver Xtreme Rock Light Kit + amplifier

* additional lights require an amplifier and advanced knowledge of LED installations.

Power Wiring Kit Diagram:



For more information, visit us at www.gorillawhips.com
Call us at 801.899.3513 or email at sales@gorillawhips.com