

MYMi Size Guide

Most jewellery brands provide only one standard size but not every arm is identical. MYMi has made a special effort, to offer a size pallet for both women and men. We do not believe in “one size fits all”, but embrace that everyone is different and thus offer three different sizes. So that everyone can find something that fits!

Getting Started


The measurements you need to take will depend on the piece of jewellery you have chosen, depending if it is a Cuff bracelet, a Bangle or a Bracelet with a clasp. You can find your bracelet type below.

The easiest way to measure your wrist or your hand circumference is to use a flexible measuring tape. Alternatively, you can use a piece of string which you can measure against a ruler.



What you will need

Flexible measuring tape or a piece of string and a ruler.



Cuff Bracelet

A cuff is a rigid bracelet band with an opening that you slip over your wrist.

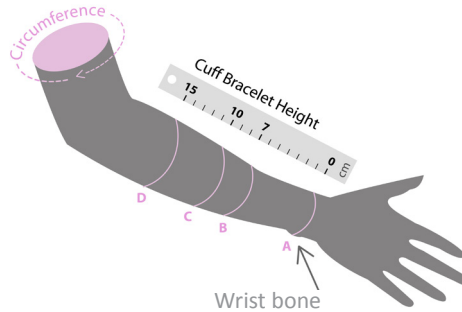
For cuff bracelets the basic measurement will always be the circumference of your wrist (A).

For cuffs with a height of 5 cm or more we recommend to take a second measurement as described below.

Circumference - Women Size

Height cm/inch	Small	Medium	Large
A	13 - 15.3 cm 5.1 - 6.0 Inch	13.5 - 16.5 cm 5.3 - 6.4 Inch	17.5 - 19.5 cm 6.8 - 7.6 Inch
B	14.7 - 16 cm 5.7 - 6.2 Inch	16 - 19.5 cm 6.2 - 7.6 Inch	18 - 22 cm 7.0 - 8.6 Inch
C	15 - 17 cm 5.9 - 6.6 Inch	17.5 - 21 cm 6.8 - 8.2 Inch	21 - 24.5 cm 8.2 - 9.6 Inch

average size



Circumference - Men Size

Height cm/inch	Junior	Medium	Large
A	= Woman Medium Size	17.5 - 19.5 cm 6.8 - 7.6 Inch	19 - 20.5 cm 7.4 - 8.0 Inch
B	= Woman Medium Size	18 - 22 cm 7.0 - 8.6 Inch	21 - 23 cm 8.2 - 9.0 Inch

average size

Measuring the wrist (Circumference A)

Step 1 – Wrap

Wrap the tape or string around your wrist exactly over the wrist bone. (Important!) Make sure that the tape or string is snugly wrapped but not so tight that it squeezes your skin.

Step 2 – Measure

If you are using measuring tape then simply read your circumference measurement. If you are using a piece of string and a ruler simply measure the string length against the ruler.

Step 3 – Find your size

Find your size by looking up the range (S / M / L) within which your measurement falls.



Height cm/inch	Small	Medium	Large
A	13 - 15.3 cm 5.1 - 6.0 Inch	13.5 - 16.5 cm 5.3 - 6.4 Inch	17.5 - 19.5 cm 6.8 - 7.6 Inch

Double check wrist size

Measuring the other end (Circumference B or C)

If your cuff bracelet's height exceeds 5 cm we recommend you take a second measurement where the bracelet ends (points B or C).

If you happen to fall within two different size categories then decide whether you prefer a tighter fit over the wrist or like to wear your bracelets loose, covering your wrist.

Step 1 – Mark the right point (height of bracelet)

Your wrist bone (or circumference A) will be the starting point with a height of 0 cm (Important!).

Place a ruler right at your wrist bone. Point B will be 7 cm up along your forearm. If your bracelet is 10 cm high then point C is your reference. We recommend to mark the points on your forearm to to measure the circumferences at the right distance.

Step 2 – Measure

Measure now the circumference of point B C or D on your arm, just as you did for your wrist with the measuring tape and remember to measure exactly over the marked lines.

Step 3 – Find your size

Find your size by looking up the range (S/M/L) within which your measurement falls.



B	14.7 - 16 cm 5.7 - 6.2 Inch	16 - 19.5 cm 6.2 - 7.6 Inch	18 - 22 cm 7.0 - 8.6 Inch
C	15 - 17 cm 5.9 - 6.6 Inch	17.5 - 21 cm 6.8 - 8.2 Inch	21 - 24.5 cm 8.2 - 9.6 Inch

Double check arm size

Bangle

Bangles are bracelets in the form of rigid rings without a clasp (you have to slip them over your hand to wear them).



To find out what bangle size you are, you have to measure your hand, contrary to the wrist measurement of the cuff bracelet. You can measure the circumference of your fist or diameter of the widest part of your hand, which is generally the base of the knuckles.

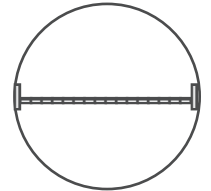
HINT: If you already have a bangle that fits you, simply measure the inside diameter of it and compare it to the diameter size chart.

Measuring the widest part of your hand (Diameter)

Step 1 – Fold your hand as you would do to mime number four (keeping fingers together).

Step 2 – Measure the widest part of your palm with a ruler, keeping the hand soft.

Step 3 – Read the ruler and check in what bangles size fits you.



Diameter Sizes - WOMAN Bangle

Small	5.5 - 7.0 cm / 2.1 - 2.7"
Medium	6.5 - 7.5 cm / 2.5 - 2.9"
Large	7.5 - 8.5 cm / 2.9 - 3.3"

Diameter Sizes - MAN Bangle

Junior	6.5 - 7.5 cm (= Woman Medium Size)
Medium	7.0 - 8.2 cm / 2.7 - 3.2"
Large	8.0 - 9.5 cm / 3.1 - 3.7"



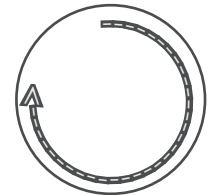
average size

Measuring around (Circumference)

Step 1 – Bring your thumb and little finger together, then take a measuring tape or string and wrap it tightly around your hand (the tape or string should be over the hand's knuckles).

Step 2 – If you are using measuring tape then simply read your circumference measurement. If you are using a piece of string and a ruler simply measure the string length against the ruler.

Step 3 – Find your size within the circumference bangle size chart.



Circumference Sizes - WOMAN Bangle

Small	16.0 - 19.0 cm / 6.2 - 7.4"
Medium	19.0 - 23.5 cm / 7.4 - 9.2"
Large	23.5 - 26.5 cm / 9.2 - 10.4"

Circumference Sizes - MAN Bangle

Junior	19.0 - 23.5 cm (=Woman Medium Size)
Medium	23.0 - 26.5 cm / 9.0 - 10.4"
Large	25.0 - 30.0 cm / 9.8 - 11.8"



average size

Bracelet with clasp

Bracelets or Bangles with a clasp don't need to be slipped over the hand, they only have to fit around your wrist.

Rigid Bangle - Measure the Diameter

The easiest way to determine your size for a rigid bangle with a clasp is to measure the diameter of your wrist with a ruler.



Soft Bracelet - Measure the Circumference

For a soft bracelet with a clasp measure the circumference of your wrist with a measuring tape or, alternatively, with string and a ruler and compare it to the charts above.



HINT: Acetate is made out of cotton (as opposed to petroleum) which means it can absorb humidity and slightly change its shape when exposed to heat. As a result, sizes have to be read as average sizes.