

# design TOSCANO®

## INSTRUCTIONS FOR YOUR PRODUCT

AF-7171  
The Lord Raffles Lion Table

Thank you for your recent purchase of this Design Toscano hand-crafted piece of furniture art. We have taken great care to create this piece especially for you. Please review these instructions and assemble this piece with care. Do not over tighten any screw or bolt connection.

### Parts

A (1 PC)



B (8 PCS)



C (12 PCS)

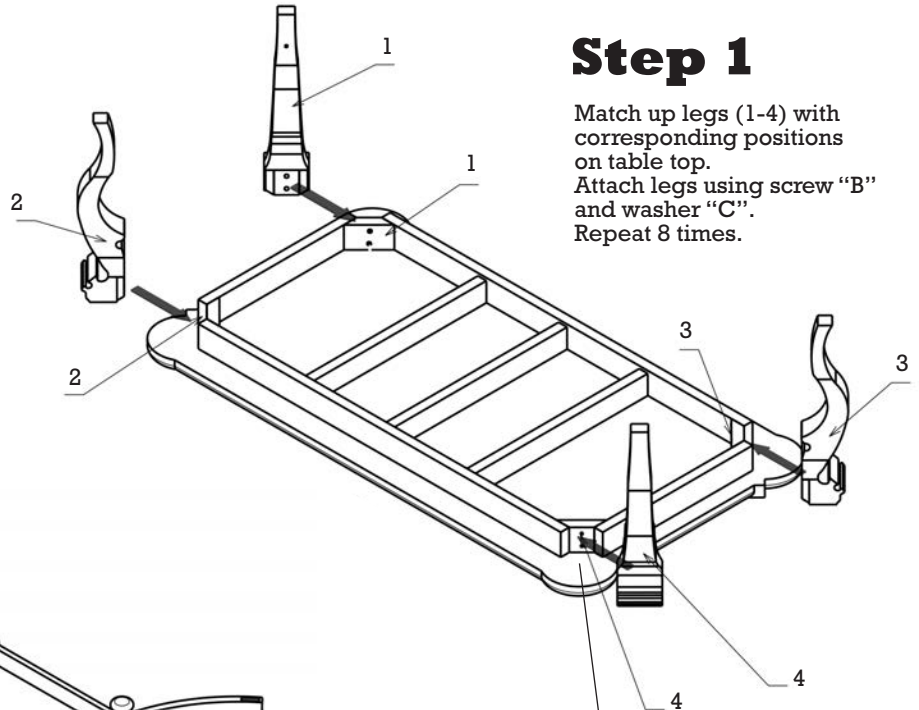


D (4 PCS)



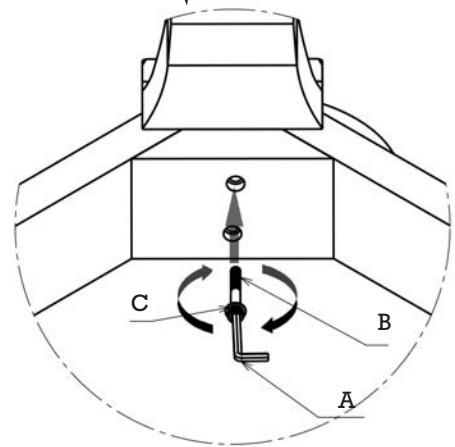
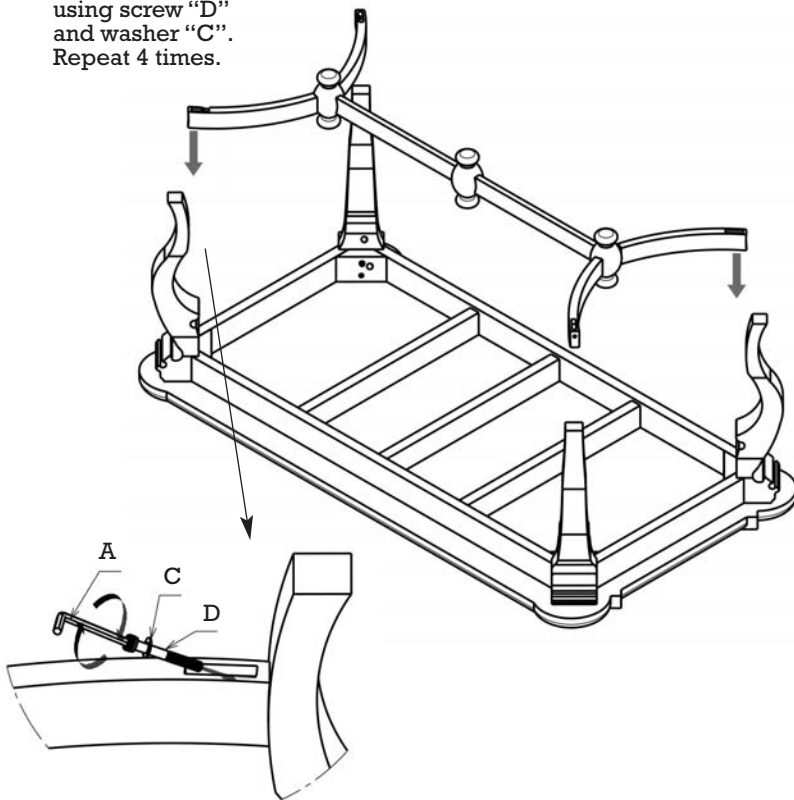
### Step 1

Match up legs (1-4) with corresponding positions on table top. Attach legs using screw "B" and washer "C". Repeat 8 times.



### Step 2

Attach stretcher using screw "D" and washer "C". Repeat 4 times.



©Copyright 2017, Design Toscano, Inc.

1.800.525.0733  
DESIGNTOSCANO.COM

THANK YOU FOR  
YOUR PURCHASE